

US00D596667S

(12) **United States Design Patent**
van der Lande

(10) **Patent No.:** **US D596,667 S**

(45) **Date of Patent:** **** Jul. 21, 2009**

(54) **LED DUCK PEN**

(75) Inventor: **Jan van der Lande**, New York, NY (US)

(73) Assignee: **Kikkerland Design, Inc.**, New York, NY (US)

(**) Term: **14 Years**

(21) Appl. No.: **29/314,358**

(22) Filed: **Mar. 24, 2009**

(51) **LOC (9) Cl.** **19-06**

(52) **U.S. Cl.** **D19/42**

(58) **Field of Classification Search** D19/35,
D19/36, 41-51, 53-57; 24/11 F, 11 P, 11 R;
401/52, 99, 100, 104-109, 192, 195, 196;
D26/47

See application file for complete search history.

(56) **References Cited**

U.S. PATENT DOCUMENTS

D163,779	S *	6/1951	Ulvad	D19/42
2,896,577	A *	7/1959	Merryman et al.	401/112
D222,306	S *	10/1971	Roslyn	D19/42
3,985,455	A *	10/1976	Wahlberg	401/30
D384,103	S *	9/1997	Chuang	D19/42
5,735,592	A *	4/1998	Shu	362/118
D422,310	S *	4/2000	Cohen	D19/46
D437,885	S *	2/2001	Cohen	D19/36
D451,548	S *	12/2001	Banasik	D19/51
7,084,389	B2 *	8/2006	Spector	250/227.13
7,086,797	B1 *	8/2006	Huang	401/195
D549,865	S *	8/2007	van der Lande	D26/47

D590,881	S *	4/2009	Slemp	D19/51
2004/0161289	A1 *	8/2004	Silberman	401/195
2007/0237565	A1 *	10/2007	Coleman et al.	401/52

FOREIGN PATENT DOCUMENTS

EM 15000369-0002 * 3/2009

OTHER PUBLICATIONS

Duck Pen, on www.flickr.com, 2 pages, uploaded on May 30, 2008, printed on May 23, 2009.*

* cited by examiner

Primary Examiner—Elizabeth A Albert

(74) *Attorney, Agent, or Firm*—Cascio Schmoyer Zervas

(57) **CLAIM**

The ornamental design for a LED duck pen, as shown and described.

DESCRIPTION

FIG. 1 is a front elevational view of the LED duck pen showing my design;

FIG. 2 is a rear elevational view thereof;

FIG. 3 is a left side elevational view thereof;

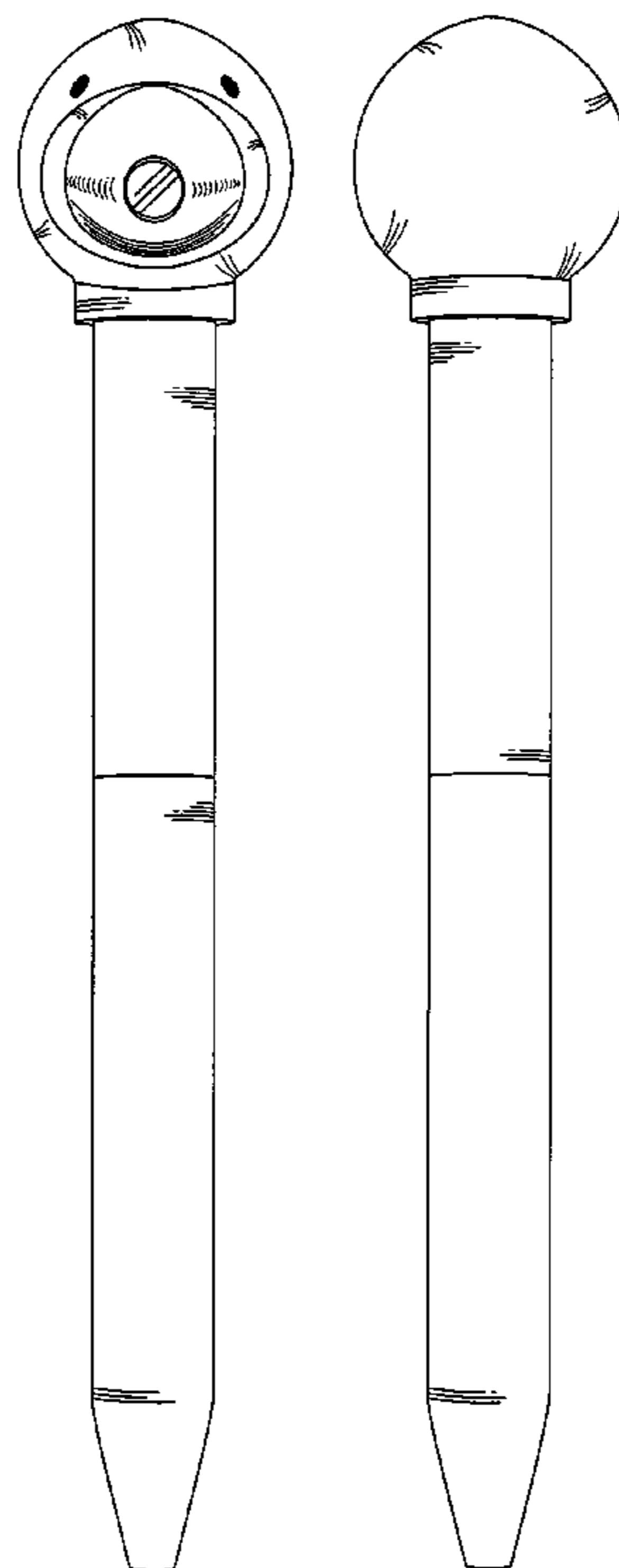
FIG. 4 is a right side elevational view thereof;

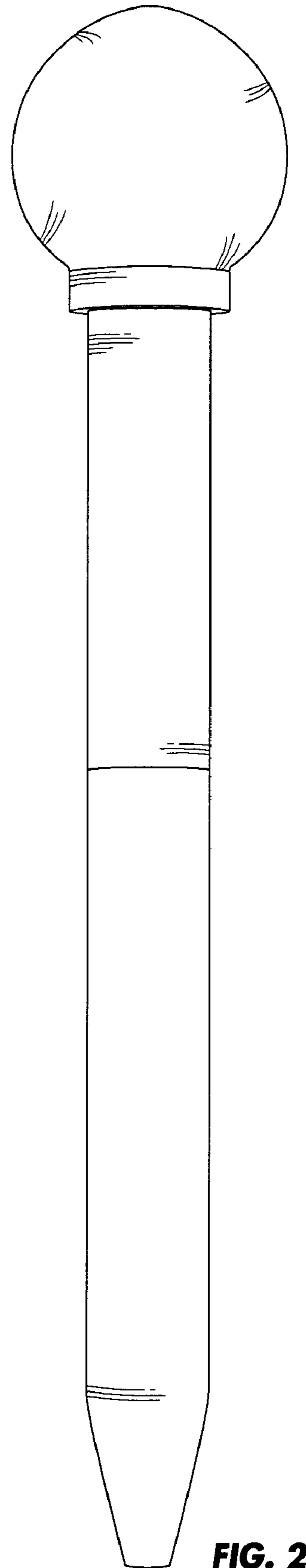
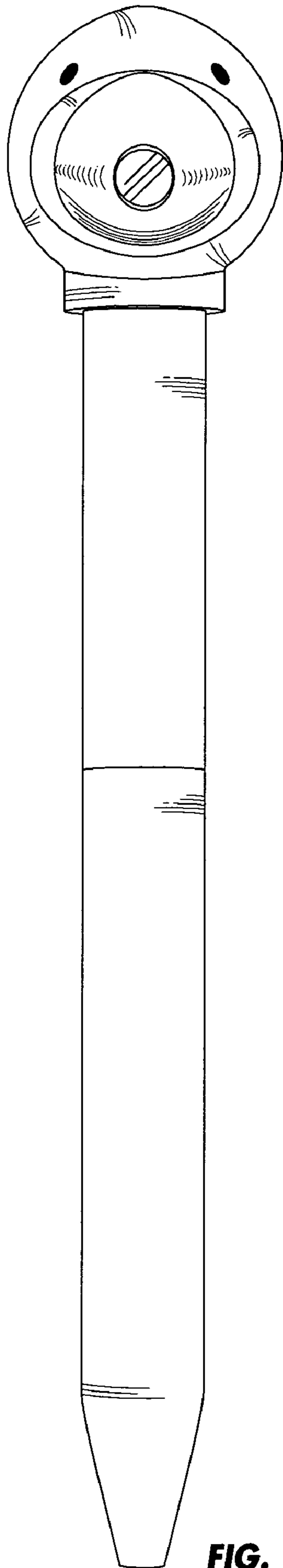
FIG. 5 is a bottom plan view thereof;

FIG. 6 is a top plan view thereof; and,

FIG. 7 is a front perspective view thereof

1 Claim, 3 Drawing Sheets





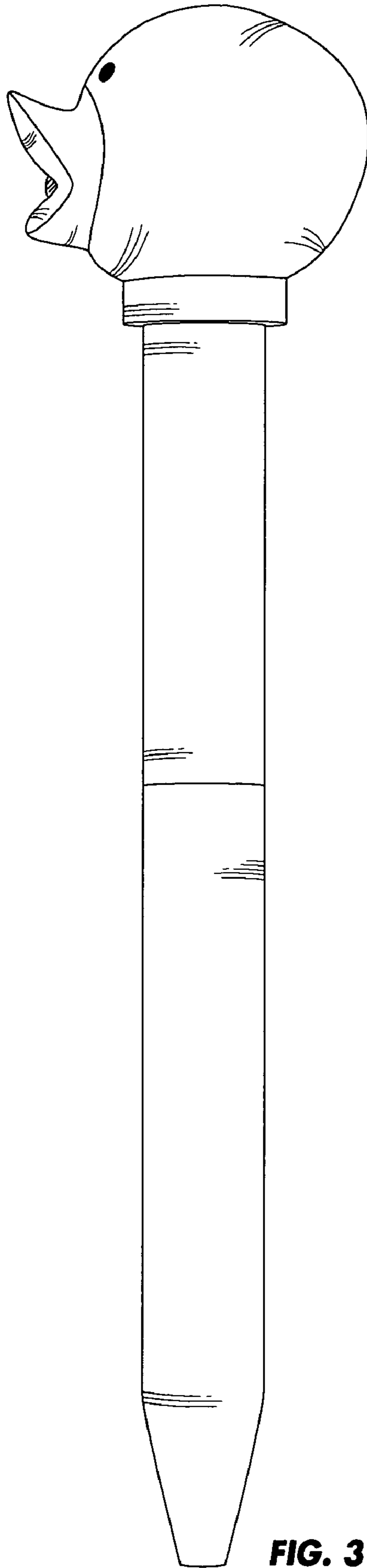


FIG. 3

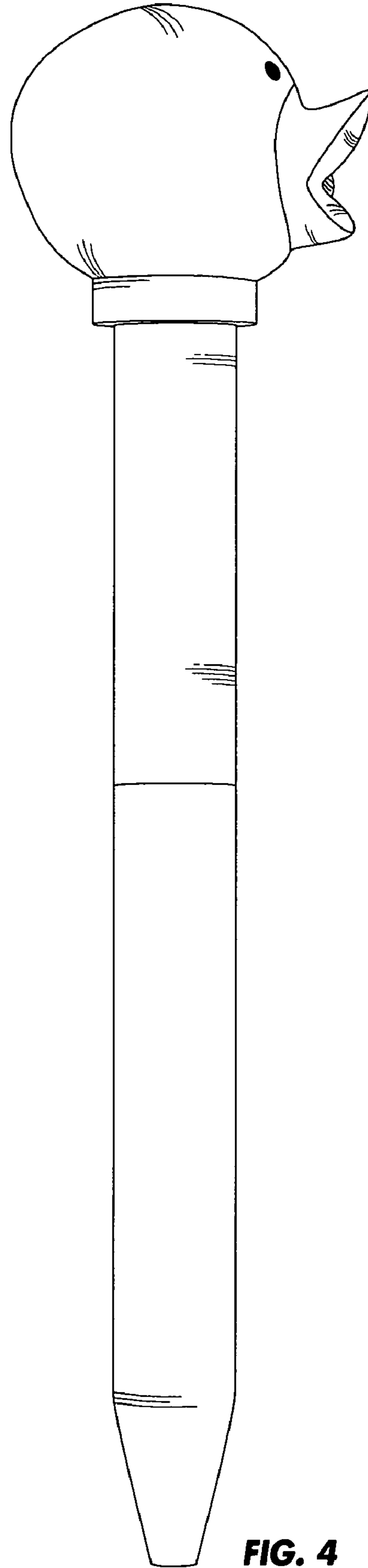


FIG. 4

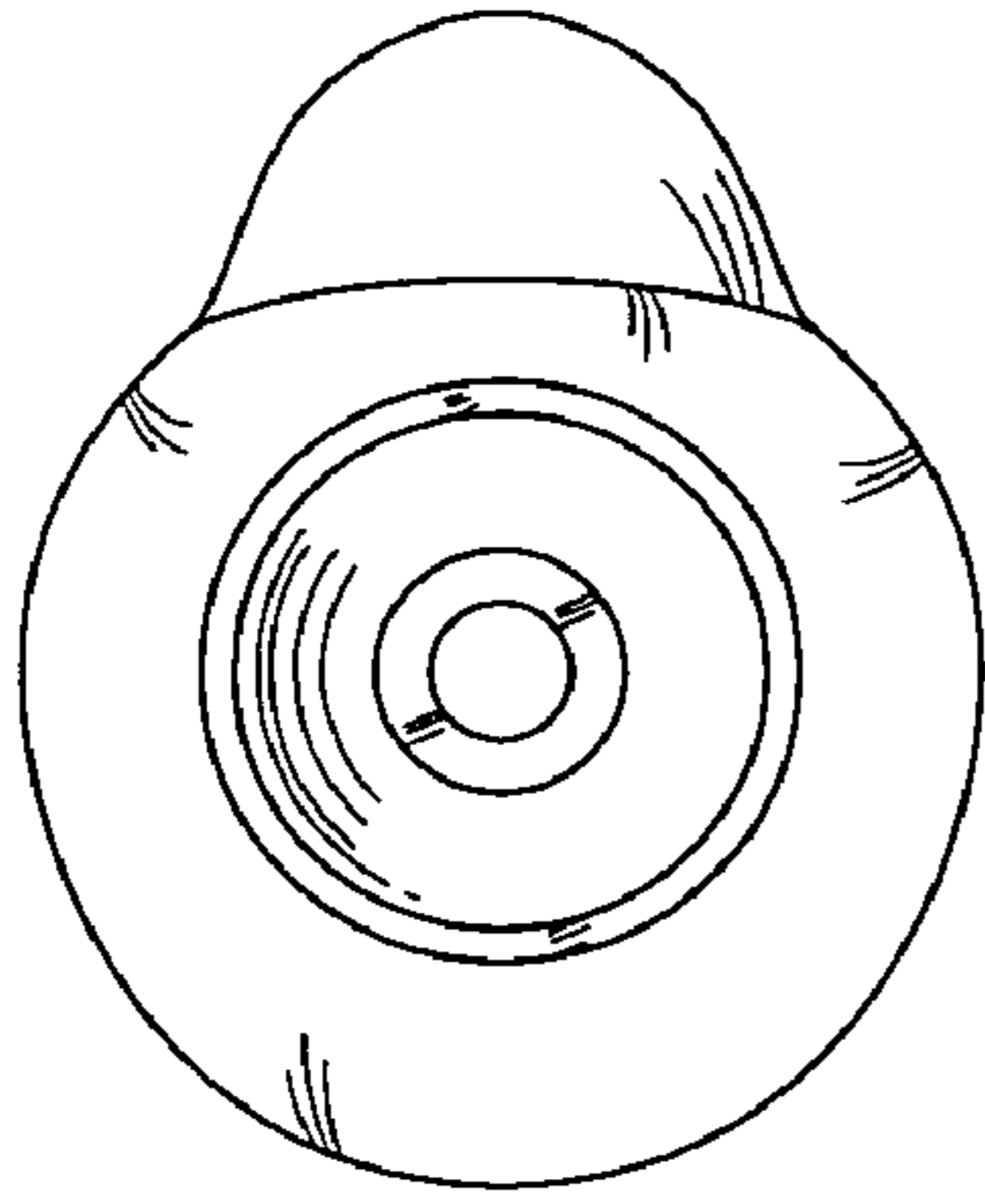


FIG. 5




FIG. 6

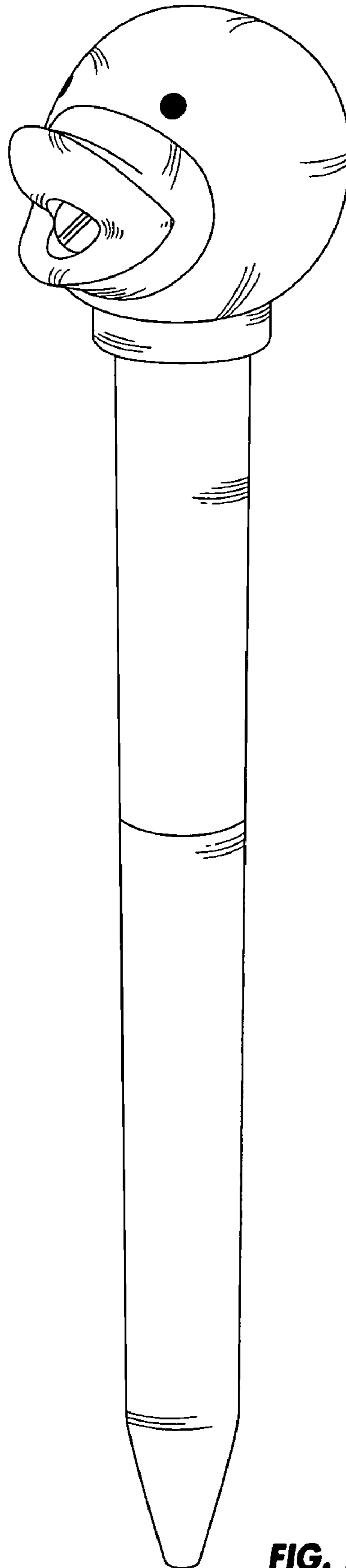


FIG. 7