

US00D596665S

(12) **United States Design Patent**
Hammeren et al.

(10) **Patent No.:** **US D596,665 S**
(45) **Date of Patent:** **** Jul. 21, 2009**

(54) **PORTFOLIO**

(76) Inventors: **Kim C. Hammeren**, 10023 Brook Rd.,
Olmsted Falls, OH (US) 44138; **Bruce**
Wenmoth, 30560 Atlanta La., Westlake,
OH (US) 44145

(**) Term: **14 Years**

(21) Appl. No.: **29/231,025**

(22) Filed: **Jun. 1, 2005**

(51) **LOC (9) Cl.** **19-04**

(52) **U.S. Cl.** **D19/26**

(58) **Field of Classification Search** D19/26,
D19/27, 28, 29, 30, 31, 32, 33; D3/201,
D3/249, 247; 283/64, 63.1; 281/29, 38,
281/27.3, 15.1, 27.2; 402/3, 4, 31, 19; 206/472
See application file for complete search history.

6,179,332	B1 *	1/2001	Funkhouser	281/21.1
D449,854	S *	10/2001	Mochizuki	D19/32
D449,927	S *	11/2001	Dorizas	D3/201
D453,788	S *	2/2002	Nakaji	D19/33
D455,781	S *	4/2002	Jobelius et al.	D19/2
6,672,785	B1 *	1/2004	O'Hara et al.	402/79
D510,596	S *	10/2005	Ong	D19/26
D523,078	S *	6/2006	Ong	D19/26
D532,819	S *	11/2006	Kleissler et al.	D19/33
2003/0210949	A1 *	11/2003	Tims	402/73

* cited by examiner

Primary Examiner—Cathron C. Brooks

Assistant Examiner—Austin Murphy

(74) *Attorney, Agent, or Firm*—Baker & Hostetler LLP

(57) **CLAIM**

We claim the ornamental design for the portfolio, as shown and described.

(56) **References Cited**

U.S. PATENT DOCUMENTS

4,420,112	A *	12/1983	Cline	229/72
4,484,768	A *	11/1984	Norfleet	283/116
4,749,121	A *	6/1988	Barber et al.	229/67.1
D304,343	S *	10/1989	Popat et al.	D19/26
D308,225	S *	5/1990	Dressler	D19/26
D319,146	S *	8/1991	Vittetoe	D3/249
5,360,234	A *	11/1994	Miller et al.	281/31
D358,839	S *	5/1995	Lipic	D19/26
5,417,510	A *	5/1995	Stout	402/76
D374,037	S *	9/1996	Wyant et al.	D19/26
D384,972	S *	10/1997	French et al.	D19/32
5,944,353	A *	8/1999	Sato	281/29
D413,725	S *	9/1999	Hartmann et al.	D3/247
6,039,494	A *	3/2000	Pearce	402/73
D426,262	S *	6/2000	Humphrey	D19/26

DESCRIPTION

FIG. 1 is a perspective view of the portfolio, particularly showing the inventive design thereof;

FIG. 2 is a front view thereof;

FIG. 3 is a rear view thereof;

FIG. 4 is a top view thereof;

FIG. 5 is a bottom view thereof;

FIG. 6 is a left side thereof;

FIG. 7 is a right side thereof; and,

FIG. 8 is an interior perspective view thereof.

The broken line showing in the above figures is for illustrative purposes only and forms no part of the claimed design.

1 Claim, 6 Drawing Sheets




FIG. 1




FIG. 2




FIG. 3




FIG. 4




FIG. 5




FIG. 6



FIG. 7



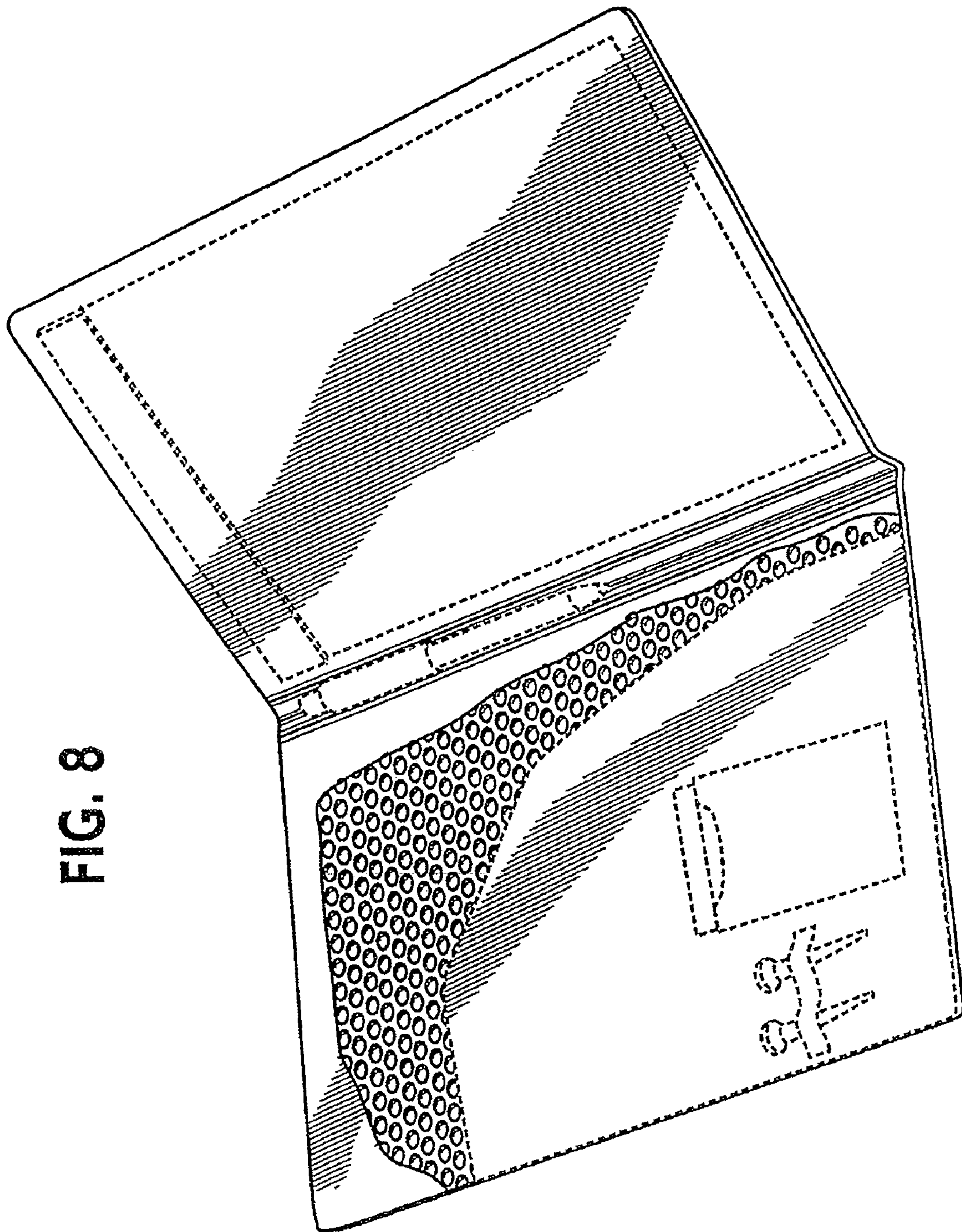


FIG. 8