



US00D596647S

(12) **United States Design Patent**  
**Levy**

(10) **Patent No.:** **US D596,647 S**  
(45) **Date of Patent:** **\*\* Jul. 21, 2009**

(54) **DIGITAL AUDIO PLAYER**

D481,372 S \* 10/2003 Brown ..... D14/156  
6,873,867 B2 \* 3/2005 Vilsmeier ..... 600/415  
D526,642 S \* 8/2006 Choe ..... D14/205

(75) Inventor: **Olivier Levy**, Paris (FR)

\* cited by examiner

(73) Assignee: **Strapmedia**, Paris (FR)

*Primary Examiner*—Prabhakar Deshmukh

(\*\*) Term: **14 Years**

(74) *Attorney, Agent, or Firm*—Jeffer Mangels Butler & Marmaro LLP

(21) Appl. No.: **29/283,796**

(22) Filed: **Aug. 23, 2007**

(57) **CLAIM**

(30) **Foreign Application Priority Data**

The ornamental design for a digital audio player, as shown and described.

Feb. 23, 2007 (EM) ..... 000676937-0001

**DESCRIPTION**

(51) **LOC (9) Cl.** ..... **14-03**

FIG. 1 is a front elevational view of a digital audio player showing my new design;

(52) **U.S. Cl.** ..... **D14/496; D14/203.1**

FIG. 2 is a rear elevational view thereof;

(58) **Field of Classification Search** ..... D14/496,  
D14/474, 137, 138, 168, 432, 204–206, 217,  
D14/433; 181/129–135, 171; 369/6–11;  
381/67, 328, 380, 374–376; 446/408  
See application file for complete search history.

FIG. 3 is an enlarged left side elevational view thereof, without the card;

(56) **References Cited**

FIG. 4 is an enlarged right side elevational view thereof, without the card;

**U.S. PATENT DOCUMENTS**

FIG. 5 is an enlarged perspective view thereof, without the card; and,

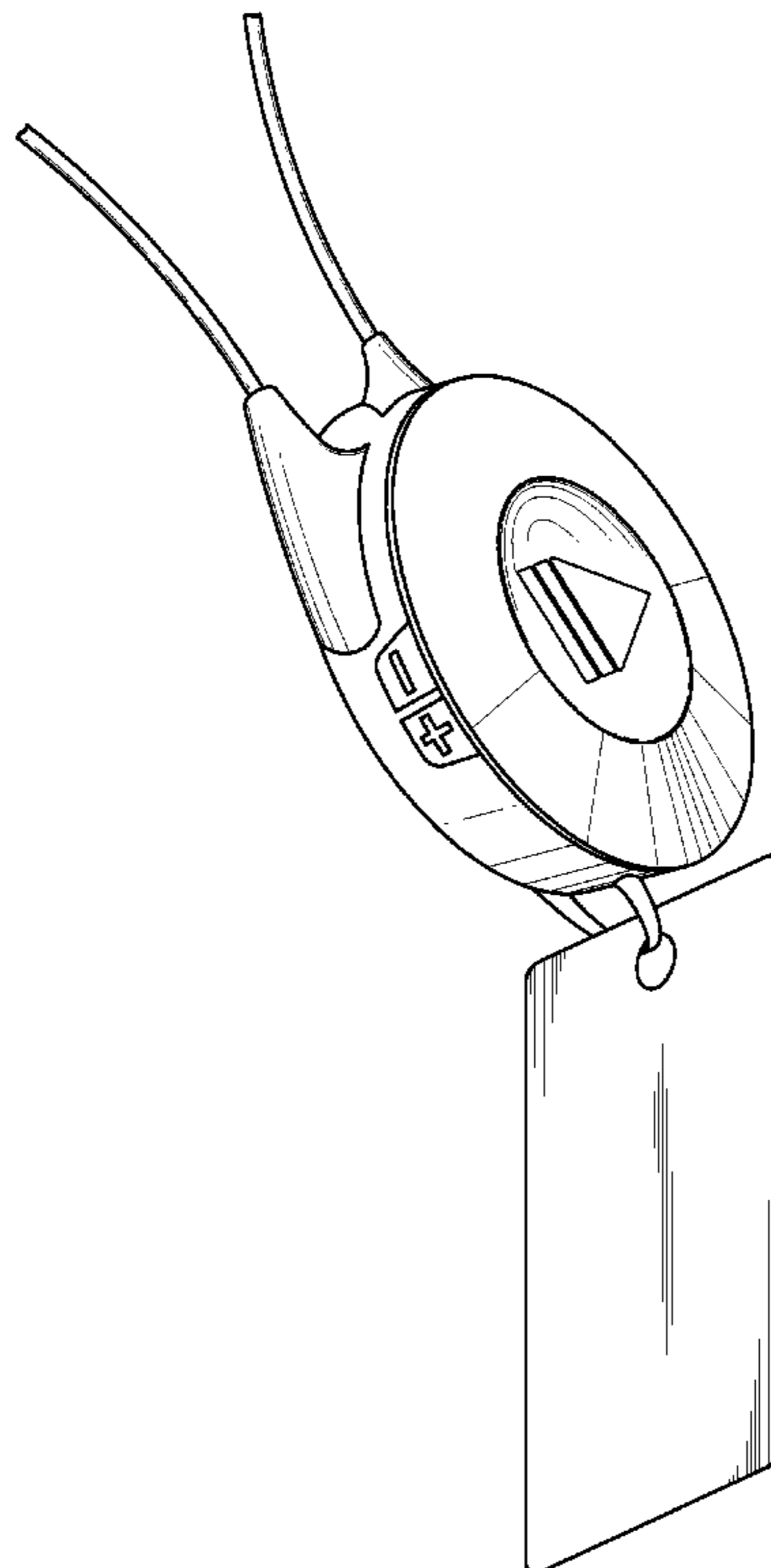
2,498,960 A \* 2/1950 Mullin ..... 381/338  
4,584,718 A \* 4/1986 Fuller ..... 455/351  
4,966,164 A \* 10/1990 Colsen et al. .... 607/72  
D316,550 S \* 4/1991 Sogabe ..... D14/168  
D335,709 S \* 5/1993 Choi ..... D24/134  
D439,574 S \* 3/2001 Katayama ..... D14/156  
6,285,867 B1 \* 9/2001 Boling et al. .... 455/404.1  
D460,432 S \* 7/2002 Brown ..... D14/156  
D461,787 S \* 8/2002 Brown ..... D14/156

FIG. 6 is an enlarged perspective view thereof, with the card.

The broken lines showing the headphones and attachments are for illustrative purposes only and form no part of the claimed design.

The right and left sides of the headphones shown in FIGS. 1–2 form no part of the claimed design.

**1 Claim, 6 Drawing Sheets**



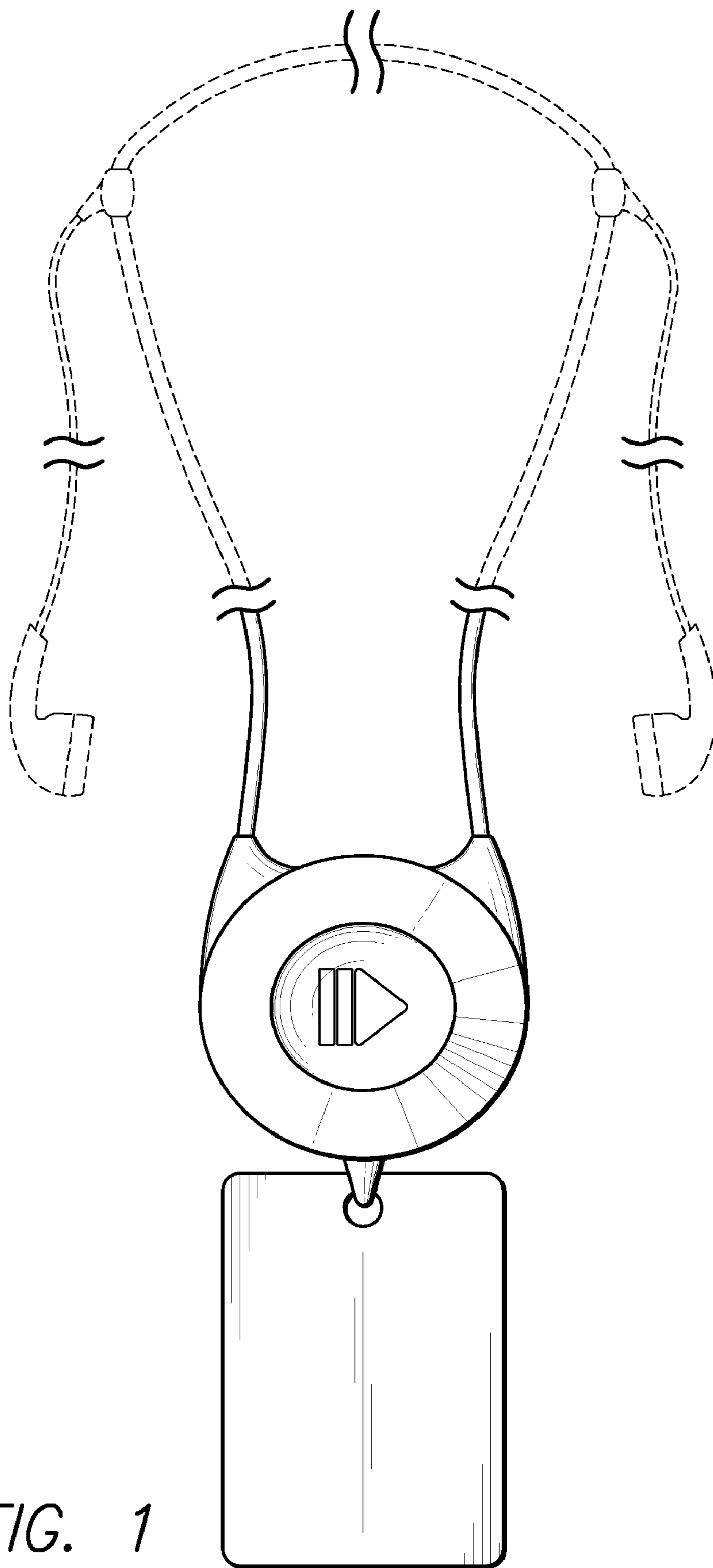


FIG. 1

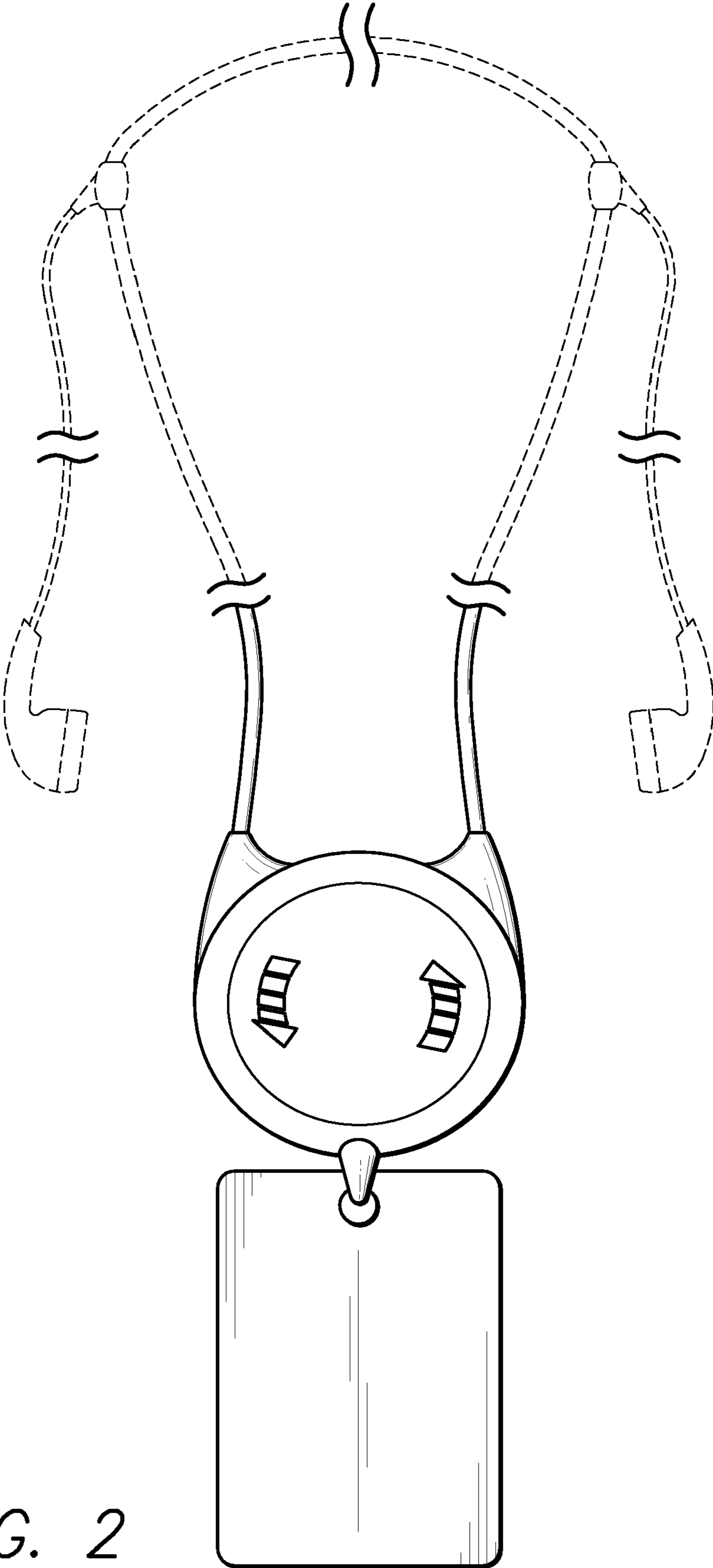


FIG. 2

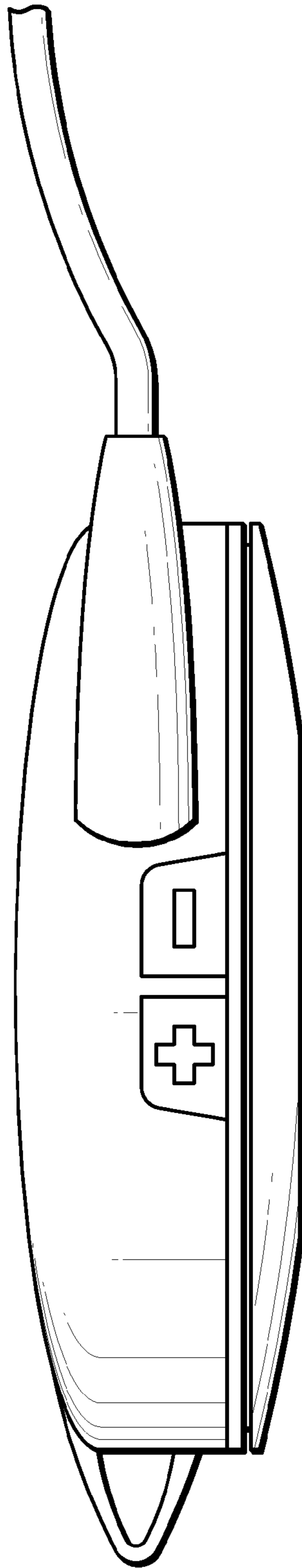


FIG. 3

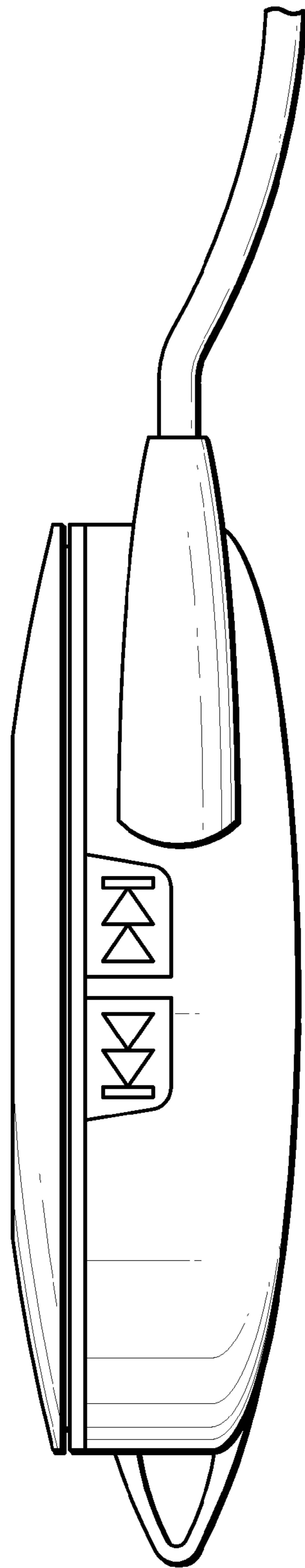


FIG. 4

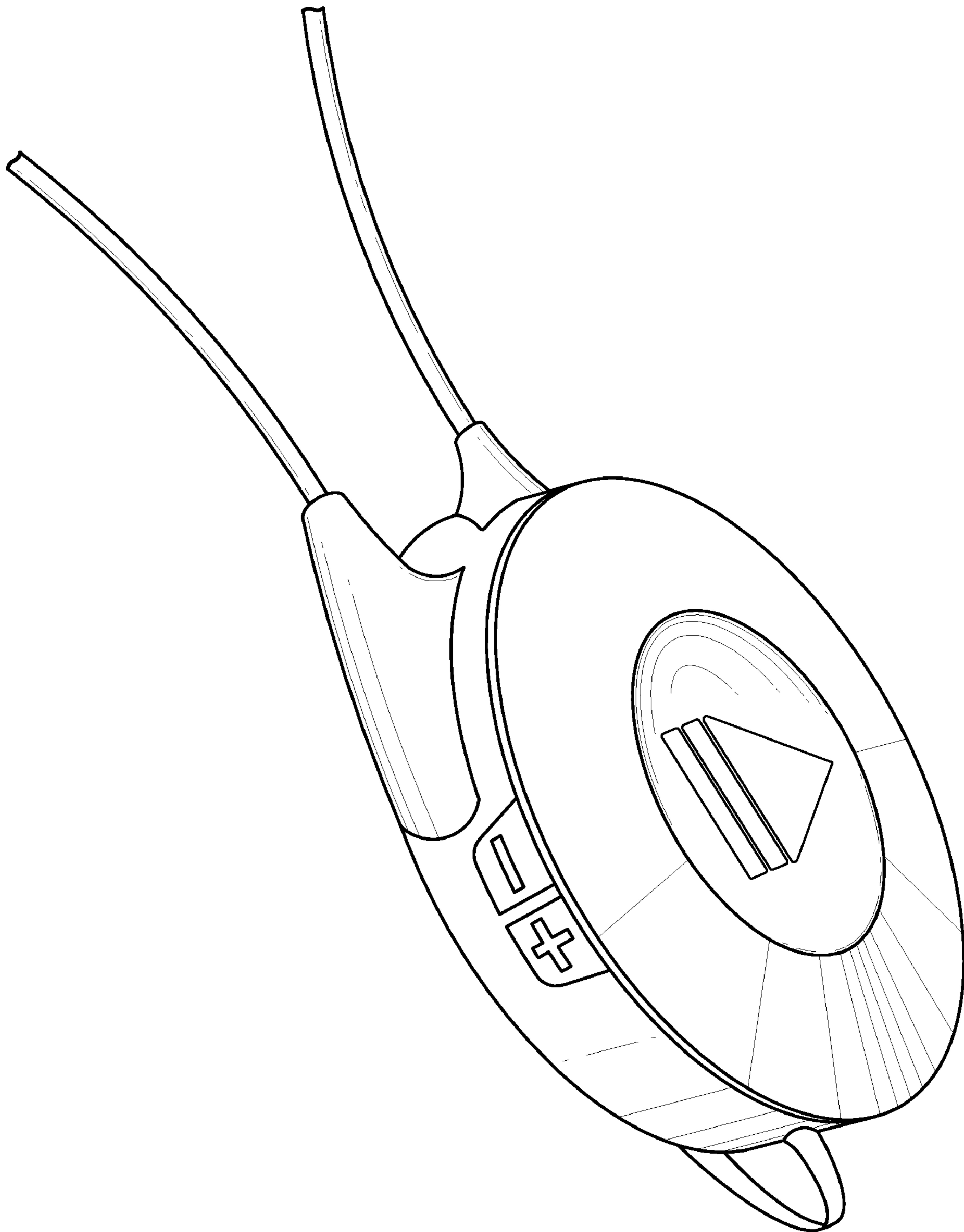


FIG. 5

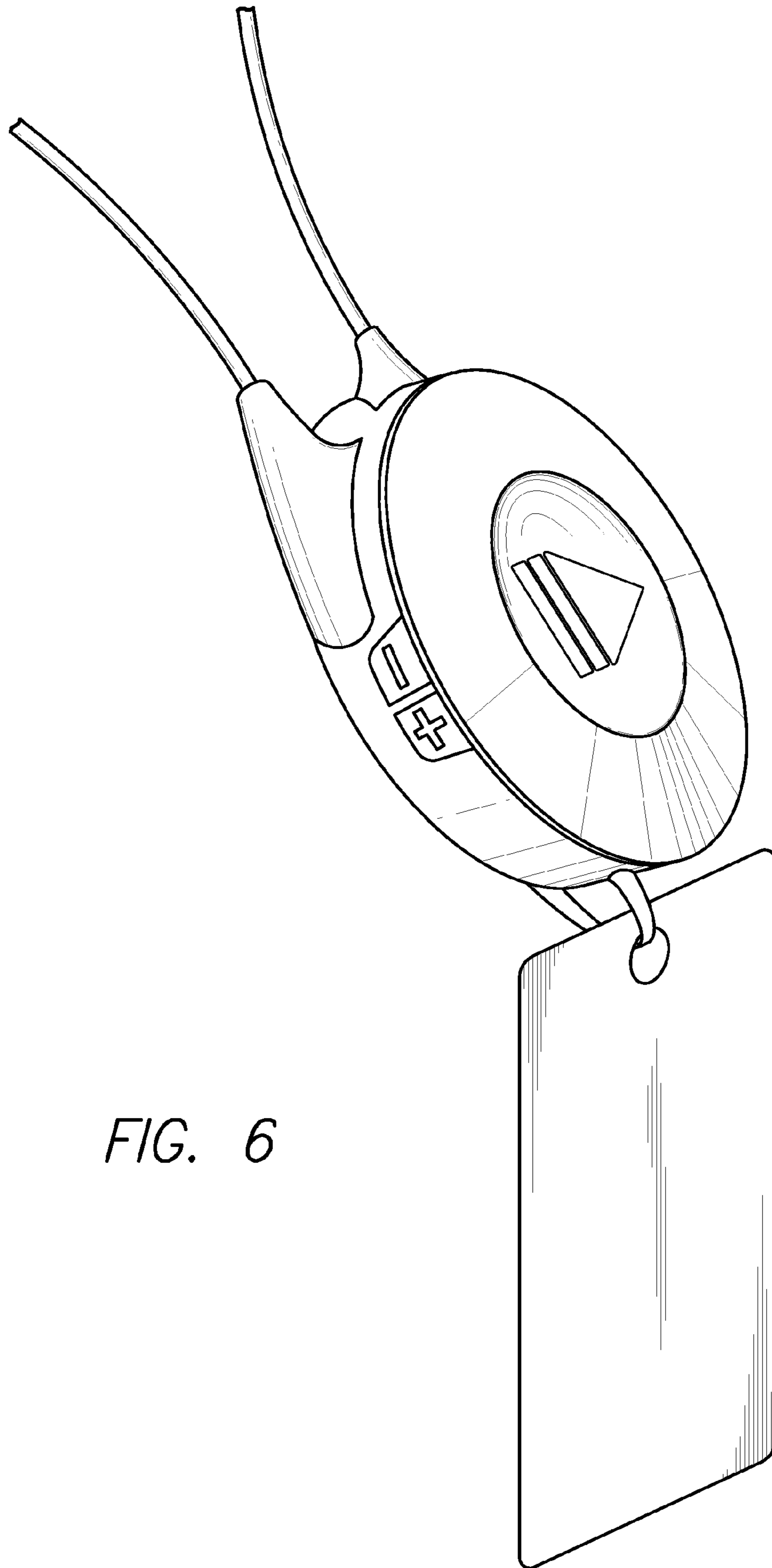


FIG. 6