

US00D596639S

(12) **United States Design Patent**
Hirose

(10) **Patent No.:** **US D596,639 S**
(45) **Date of Patent:** **** Jul. 21, 2009**

(54) **PORTABLE COMPUTER**

(75) Inventor: **Ryuichirou Hirose**, Osaka (JP)

(73) Assignee: **Panasonic Corporation**, Osaka (JP)

(**) Term: **14 Years**

(21) Appl. No.: **29/327,991**

(22) Filed: **Nov. 17, 2008**

(30) **Foreign Application Priority Data**

Jun. 19, 2008 (JP) 2008-015639

(51) **LOC (9) Cl.** **14-02**

(52) **U.S. Cl.** **D14/439**; D14/315

(58) **Field of Classification Search** D14/315–327,
D14/348, 349, 351, 353–355, 385, 388–398,
D14/432–434, 439–447; 361/679.01, 679.02,
361/679.07, 679.08, 679.09, 679.1, 679.18,
361/679.19, 679.2, 679.26, 679.27, 679.28,
361/679.31, 679.55, 679.57, 679.58

See application file for complete search history.

(56) **References Cited**

U.S. PATENT DOCUMENTS

D324,673	S	*	3/1992	Iino	D14/315
D346,368	S	*	4/1994	Miyashita et al.	D14/327
D358,136	S	*	5/1995	Samuelson	D14/315
D360,882	S	*	8/1995	White	D14/322
D369,351	S	*	4/1996	Kondo	D14/327
D371,767	S	*	7/1996	Faranda et al.	D14/327
5,533,702	A	*	7/1996	Koch	248/442.2
D381,330	S	*	7/1997	Kaufman et al.	D14/496
D416,238	S	*	11/1999	Irie et al.	D14/318
6,665,175	B1	*	12/2003	deBoer et al.	D14/316
6,707,665	B2	*	3/2004	Hsu et al.	361/679.58
D491,177	S	*	6/2004	Andre et al.	D14/318
D491,178	S	*	6/2004	Kataoka	D14/318
6,847,520	B2	*	1/2005	Hashimoto	361/679.01
6,980,423	B2	*	12/2005	Tanaka et al.	361/679.27
7,164,578	B2	*	1/2007	Wang et al.	361/679.08
D558,753	S	*	1/2008	Andre et al.	D14/315
D564,511	S	*	3/2008	Akhtar	D14/318

D570,343	S	*	6/2008	Yamada	D14/318
D572,247	S	*	7/2008	Andre et al.	D14/315
D574,378	S	*	8/2008	Andre et al.	D14/315
D578,125	S	*	10/2008	Iseki	D14/432
7,490,874	B2	*	2/2009	Chen	292/214
D589,042	S	*	3/2009	Lee	D14/318

OTHER PUBLICATIONS

Nichifu, "Plug-In Type Electric Wire Connector", Nichifu Catalog, Date Unknown, 1 page.

MonotoRo Co., Ltd., "Quick Lock Plug-In Type Electric Wire Connector", MonotoRo Website, obtained from the internet at <http://www.monotoro.com/g/00021438/>, on Apr. 14, 2008, 6 pages.

Panasonic, "Mobile Personal Computer Catalog", Panasonic Catalog, May 2008, 24 pages.

* cited by examiner

Primary Examiner—Cathron C Brooks

Assistant Examiner—Deanna Fluegeman

(74) *Attorney, Agent, or Firm*—Brinks Hofer Gilson & Lione

(57) **CLAIM**

I claim the ornamental design for a portable computer, as shown and described.

DESCRIPTION

FIG. 1 is a top and front perspective view of a portable computer of the present invention;

FIG. 2 is a front view thereof;

FIG. 3 is a rear view thereof;

FIG. 4 is a left side view thereof;

FIG. 5 is a right side view thereof;

FIG. 6 is a top view thereof;

FIG. 7 is a bottom view thereof; and,

FIG. 8 is an enlarged right perspective view of the claimed portion with the enlarged left perspective view of the claimed portion being a mirror image thereof.

The broken line showing of portable computer is included for the purpose of illustrating environment and forms no part of the claimed design.

1 Claim, 8 Drawing Sheets

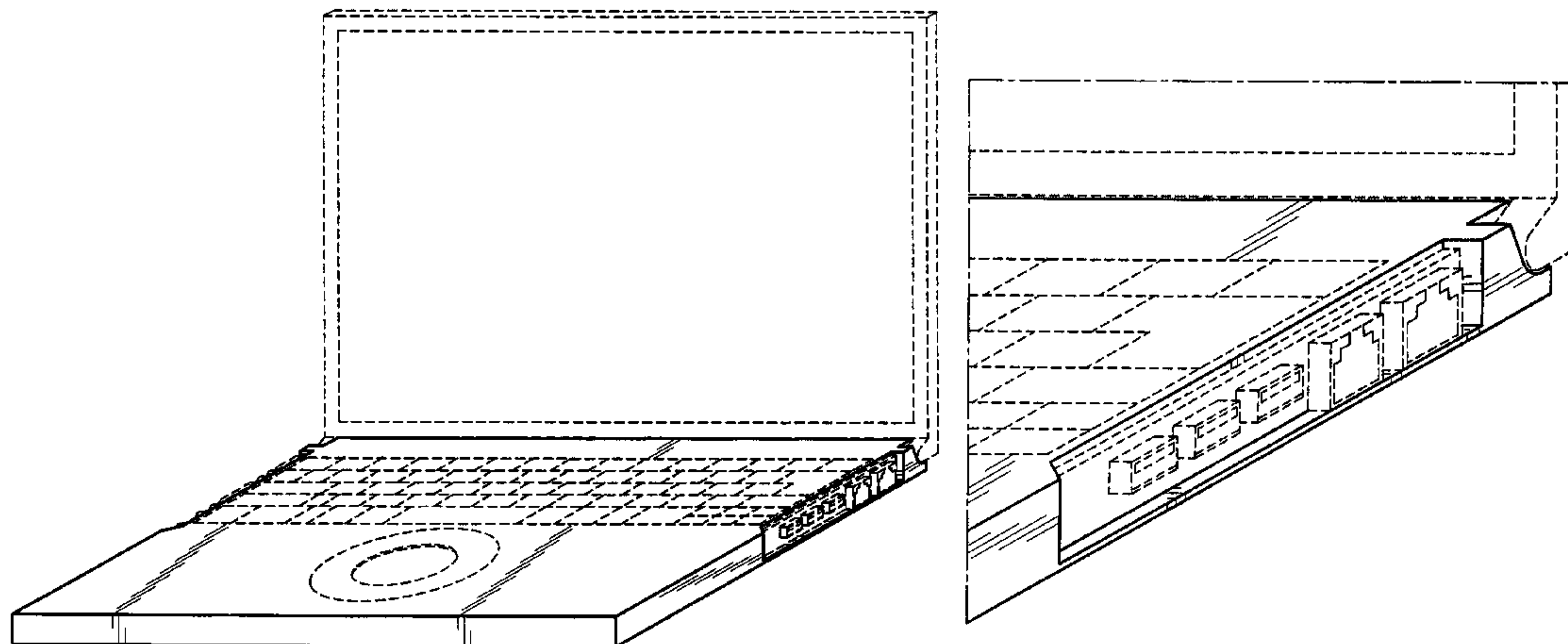


FIG.1

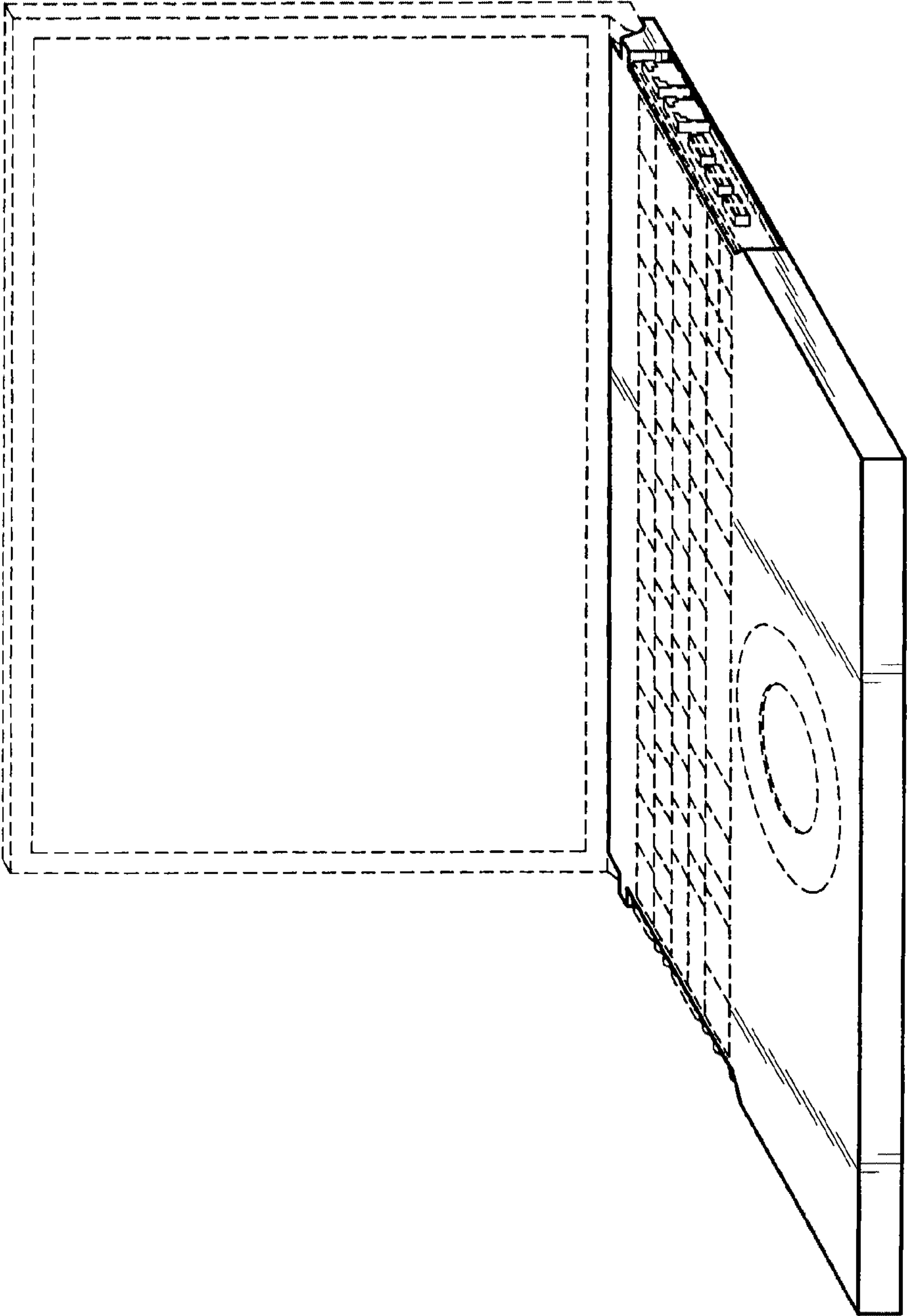


FIG.2

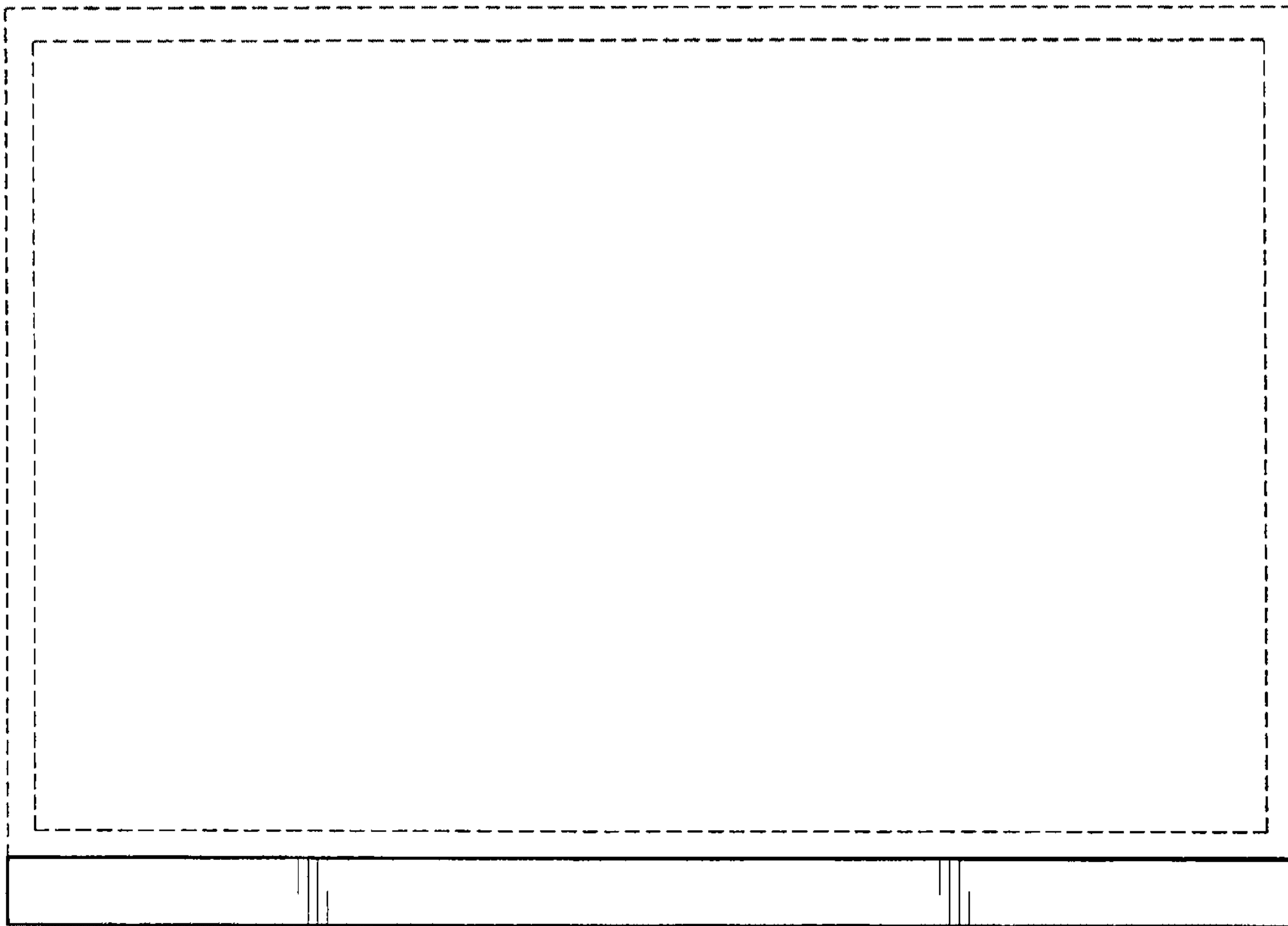


FIG.3




FIG.4




FIG.5




FIG.6

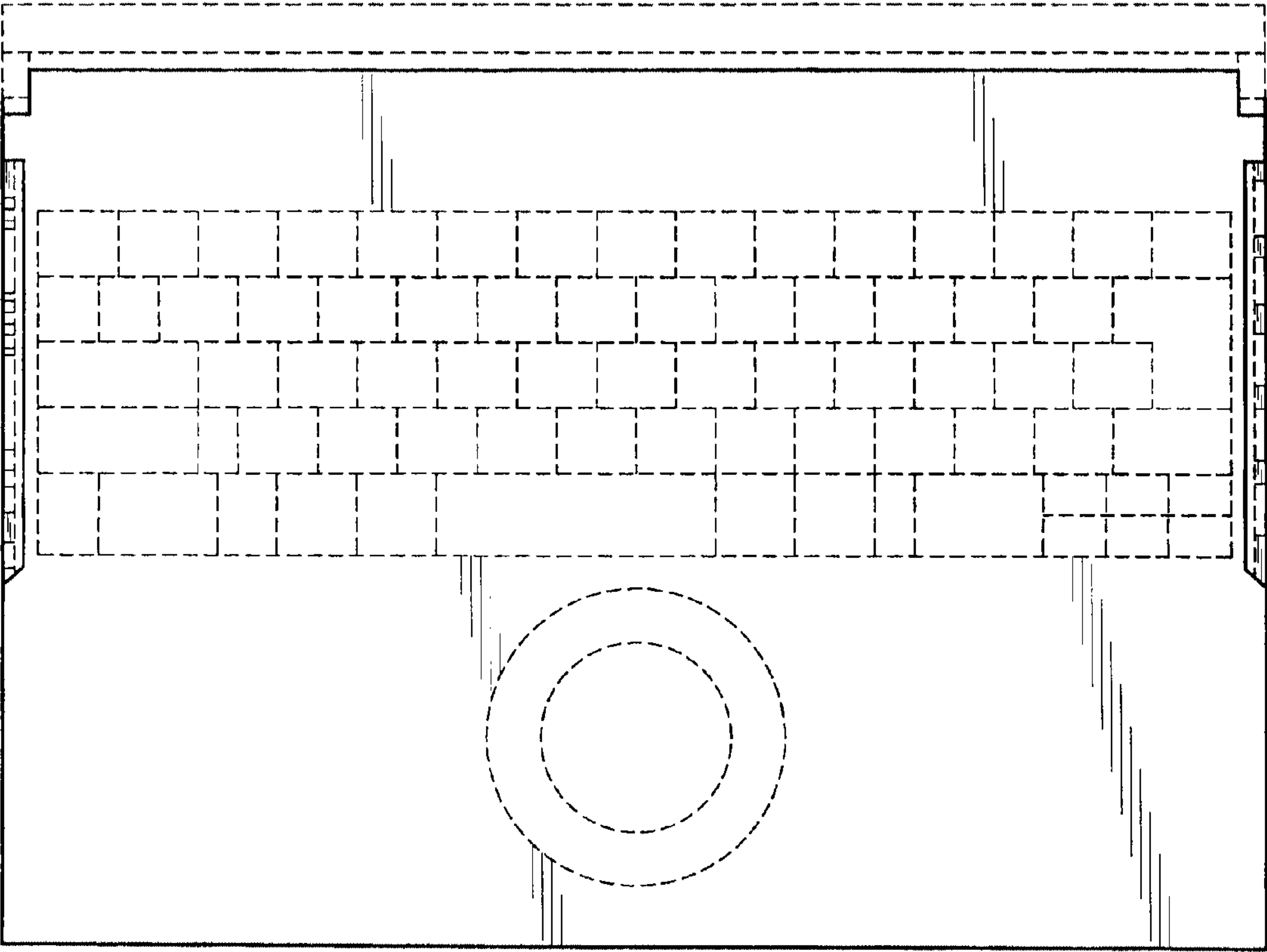


FIG.7




FIG.8

