



US00D596633S

(12) **United States Design Patent**
Kawase et al.

(10) **Patent No.:** **US D596,633 S**
(45) **Date of Patent:** **** Jul. 21, 2009**

(54) **NOTEBOOK COMPUTER**

(75) Inventors: **Atsushi Kawase**, Seoul (KR); **Takoe Aoki**, Hatogaya (JP)

(73) Assignee: **Samsung Electronics Co., Ltd.**, Suwon-Si (KR)

(**) Term: **14 Years**

(21) Appl. No.: **29/274,395**

(22) Filed: **Apr. 20, 2007**

(30) **Foreign Application Priority Data**

Jan. 30, 2007 (KR) 30-2007-0004231

(51) **LOC (9) Cl.** **14-02**

(52) **U.S. Cl.** **D14/319**

(58) **Field of Classification Search** D14/315-328;
D18/1, 2, 7; 235/145 A, 145 R; 345/104,
345/156, 168, 173, 901-905; 341/22, 23;
361/680-686; 400/486, 489

See application file for complete search history.

(56) **References Cited**

U.S. PATENT DOCUMENTS

6,067,224 A * 5/2000 Nobuchi 361/683
D431,821 S * 10/2000 Mizuno D14/318
D453,756 S * 2/2002 Kamegi D14/318
D463,797 S * 10/2002 Andre et al. D14/327
D491,177 S * 6/2004 Andre et al. D14/318

D502,943 S * 3/2005 Ma et al. D14/318
2005/0018396 A1 * 1/2005 Nakajima et al. 361/683
2005/0041378 A1 * 2/2005 Hamada et al. 361/680

* cited by examiner

Primary Examiner—Freda S Nunn

(74) *Attorney, Agent, or Firm*—Staas & Halsey LLP

(57) **CLAIM**

The ornamental design for a notebook computer, as shown and described.

DESCRIPTION

FIG. 1 is a perspective view of a notebook computer;
FIG. 2 is a front view of the notebook computer of FIG. 1;
FIG. 3 is a rear view of the notebook computer of FIG. 1;
FIG. 4 is a left-side view of the notebook computer of FIG. 1;
FIG. 5 is a right-side view of the notebook computer of FIG. 1;
FIG. 6 is a top plan view of the notebook computer of FIG. 1;
FIG. 7 is a bottom plan view of the notebook computer of FIG. 1; and,
FIG. 8 is an open perspective view of the notebook computer of FIG. 1.

The broken line showing of FIG. 7 is for the purpose of illustrating the present invention and forms no part of the claimed design.

1 Claim, 4 Drawing Sheets

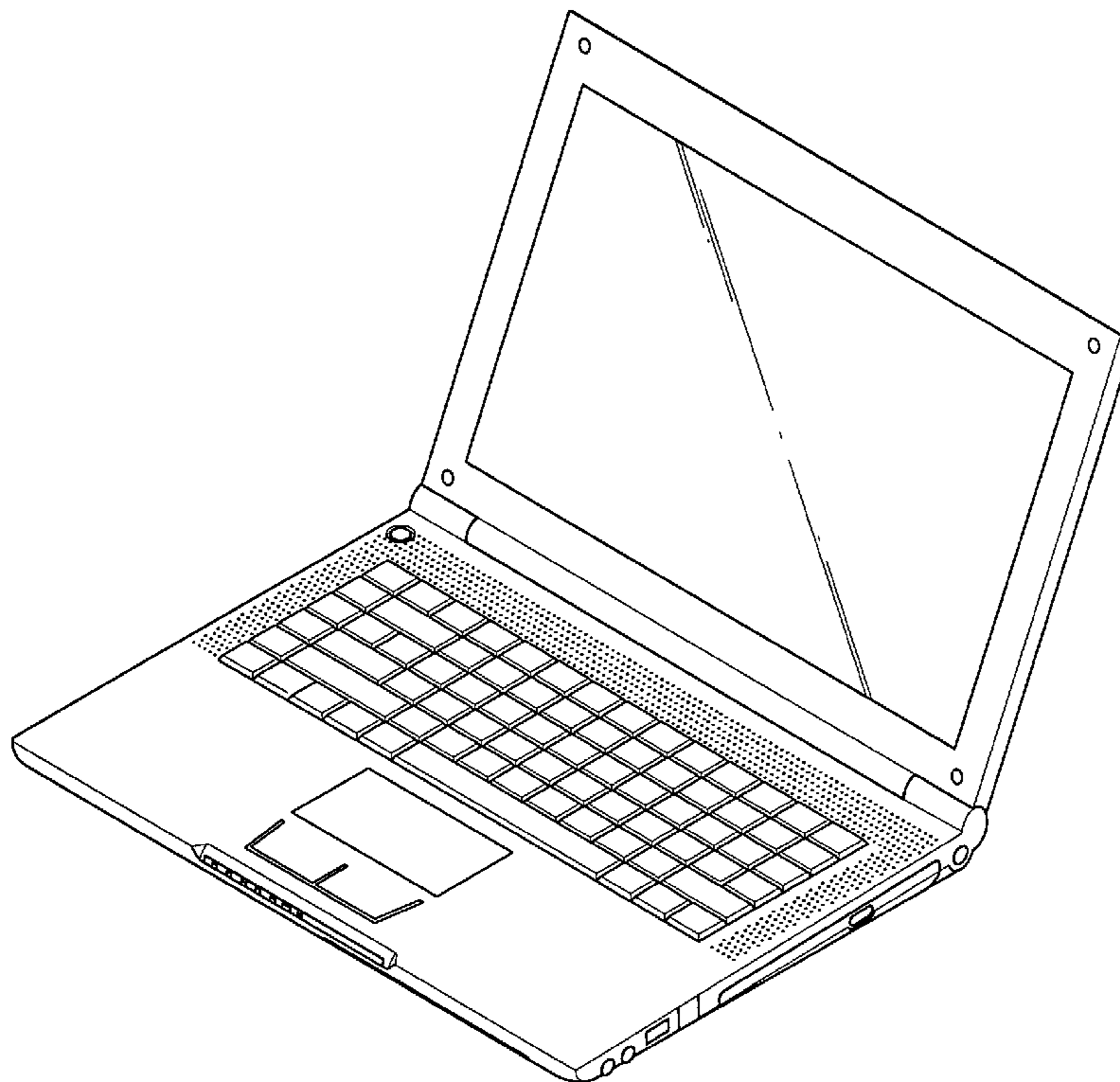


FIG. 1

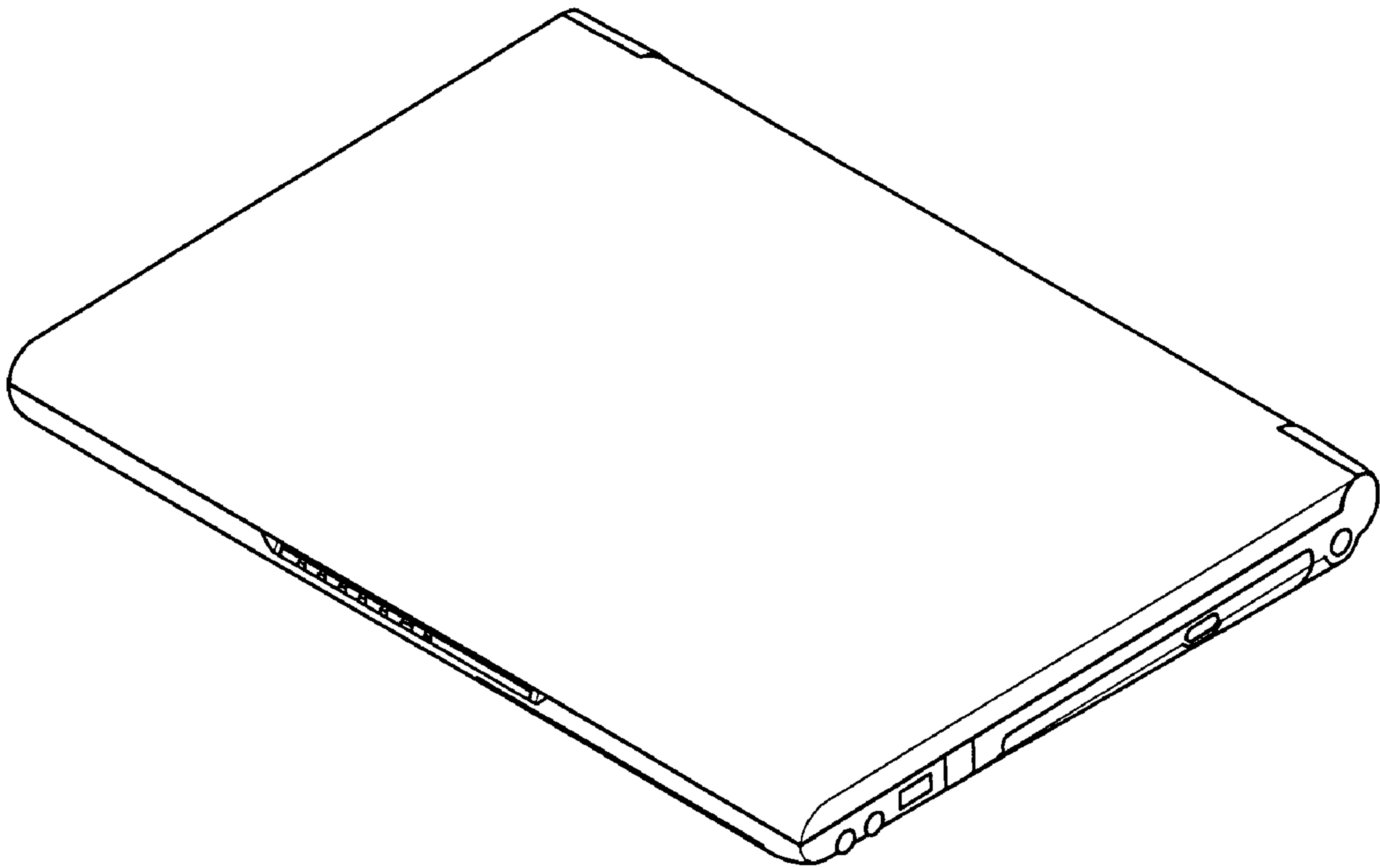


FIG. 2

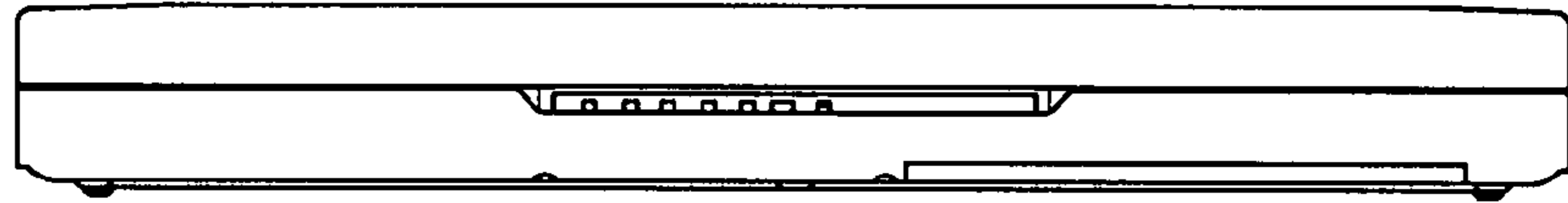


FIG. 3

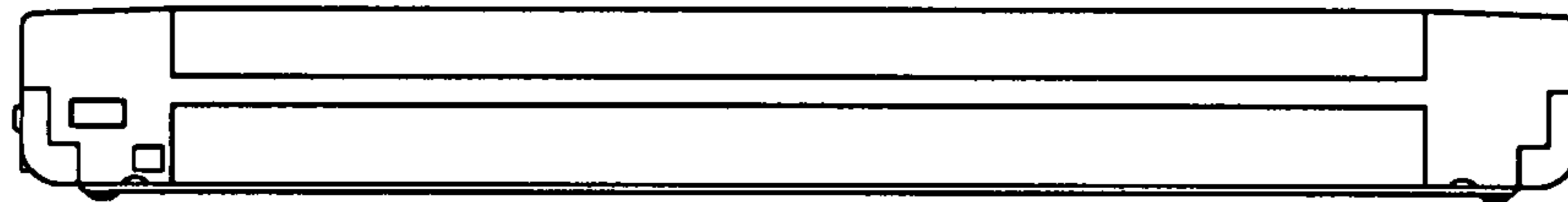


FIG. 4

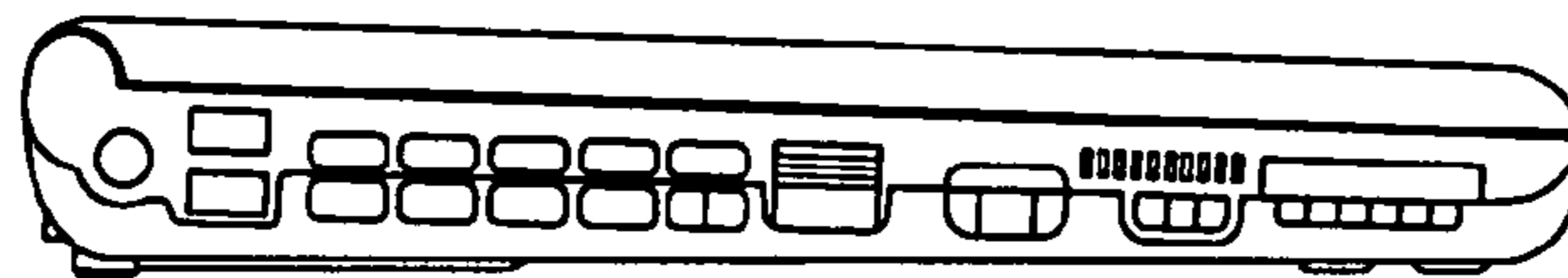


FIG. 5

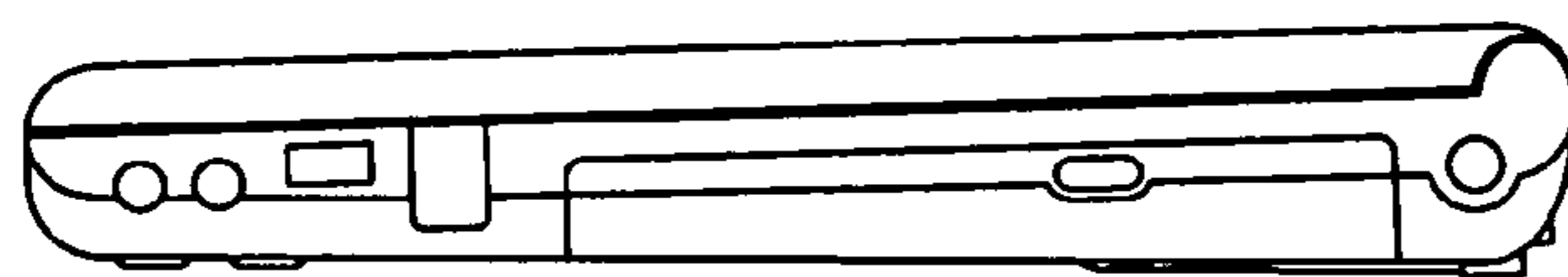


FIG. 6




FIG. 7

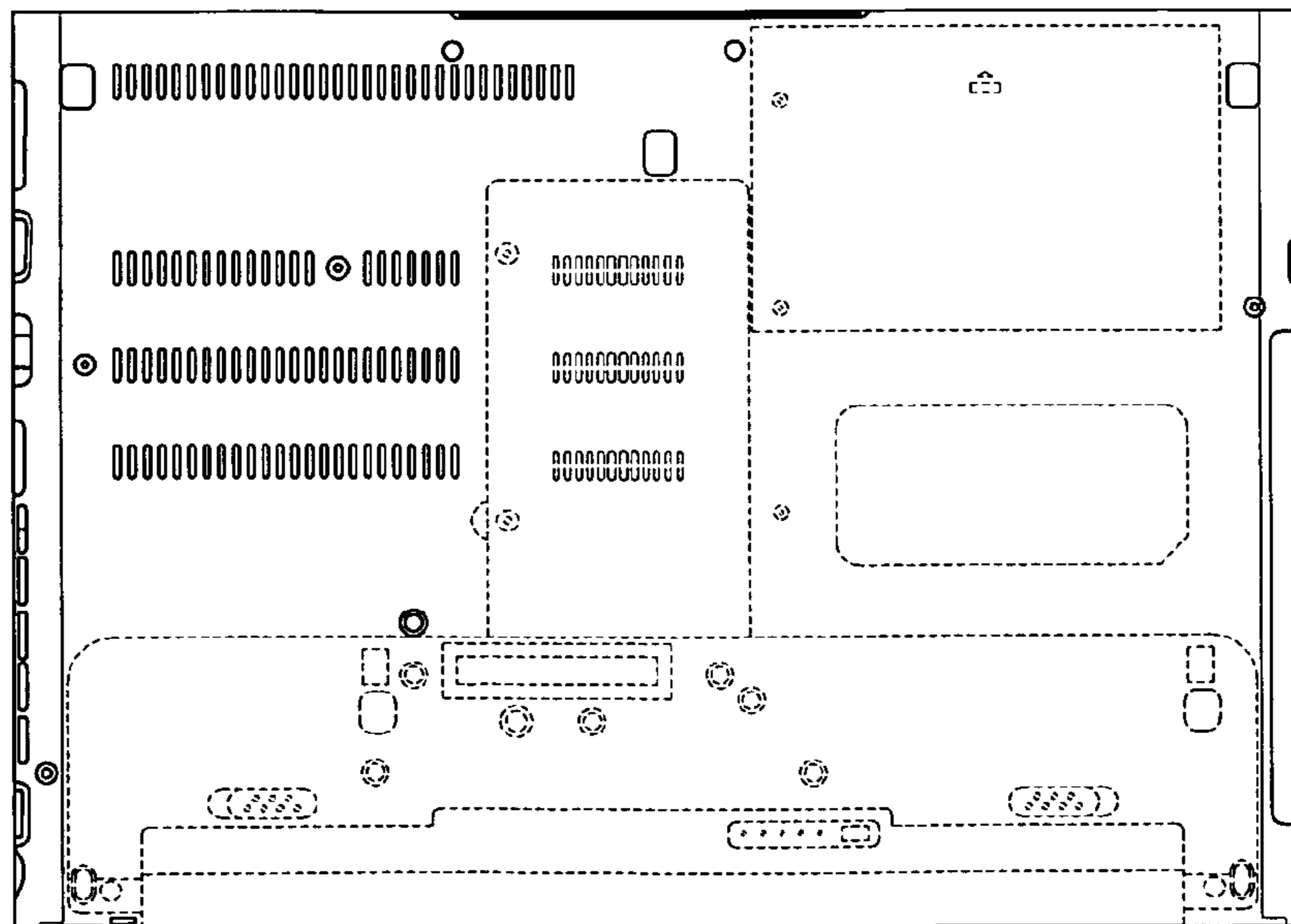


FIG. 8

