



US00D596622S

(12) **United States Design Patent**
Lee

(10) **Patent No.:** **US D596,622 S**
(45) **Date of Patent:** **** Jul. 21, 2009**

(54) **REMOTE CONTROL**

(75) Inventor: **Nikolas Ian Lee**, Singapore (SG)

(73) Assignee: **Razer (Asia-Pacific) Pte Ltd**, Singapore (SG)

(**) Term: **14 Years**

(21) Appl. No.: **29/302,495**

(22) Filed: **Jan. 17, 2008**

(51) **LOC (9) Cl.** **14-03**

(52) **U.S. Cl.** **D14/218**

(58) **Field of Classification Search** D14/218,
D14/455; D13/168; D21/566; D10/104,
D10/106; 345/169; 348/14.05, 114, 211.99,
348/734; 340/825.24; 341/22; 455/92, 95,
455/128, 151.1–151.4, 352, 355, FOR. 121;
700/65

See application file for complete search history.

(56) **References Cited**

U.S. PATENT DOCUMENTS

D368,721 S *	4/1996	Howell et al.	D14/240
D371,793 S *	7/1996	Patton	D14/218
D435,835 S *	1/2001	Steck	D13/168
D512,417 S *	12/2005	Hirakawa et al.	D14/223
D521,460 S *	5/2006	Shimizu	D13/168
D524,295 S *	7/2006	Jacobson et al.	D14/218
D526,973 S *	8/2006	Gates et al.	D13/184

D542,234 S *	5/2007	Shimizu	D13/168
D542,280 S *	5/2007	Taylor	D14/218
D554,074 S *	10/2007	Laurent et al.	D13/164
D559,840 S *	1/2008	Kuo	D14/240
D561,113 S *	2/2008	Samhammer et al.	D13/162

* cited by examiner

Primary Examiner—T. Chase Nelson

Assistant Examiner—John Windmuller

(74) *Attorney, Agent, or Firm*—McDonnell Boehnen Hulbert & Berghoff LLP

(57) **CLAIM**

The ornamental design for a remote control, as shown and described.

DESCRIPTION

FIG. 1 is the perspective view of a remote control showing my new design;

FIG. 2 is a rear elevational view thereof;

FIG. 3 is a bottom plan view thereof;

FIG. 4 is a front elevational view thereof;

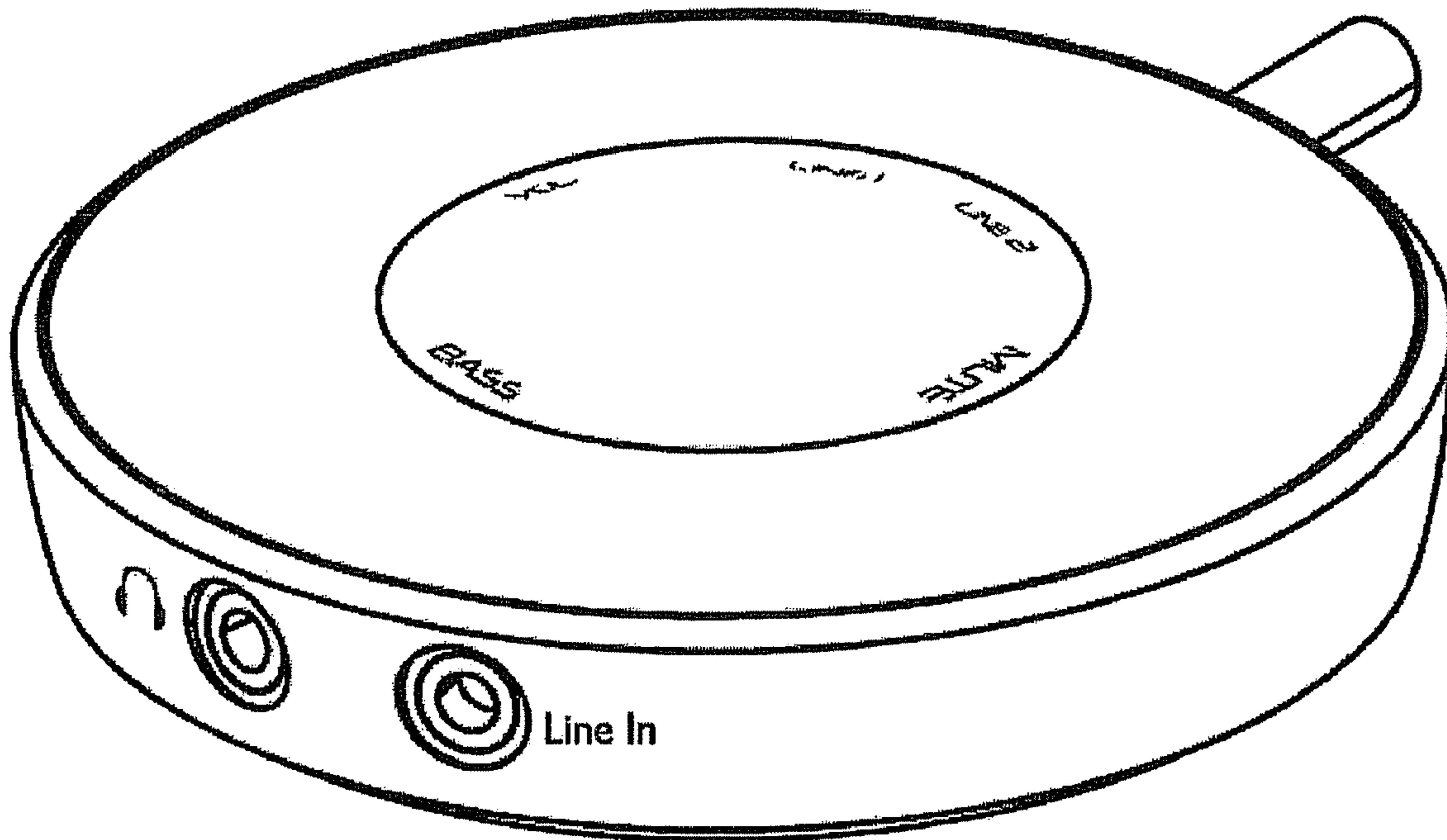
FIG. 5 is a left side elevation view thereof;

FIG. 6 is a right side elevation view thereof; and,

FIG. 7 is a top plan view thereof.

The broken lines in the figures depict portions of the remote control that form no part of the claimed design.

1 Claim, 7 Drawing Sheets



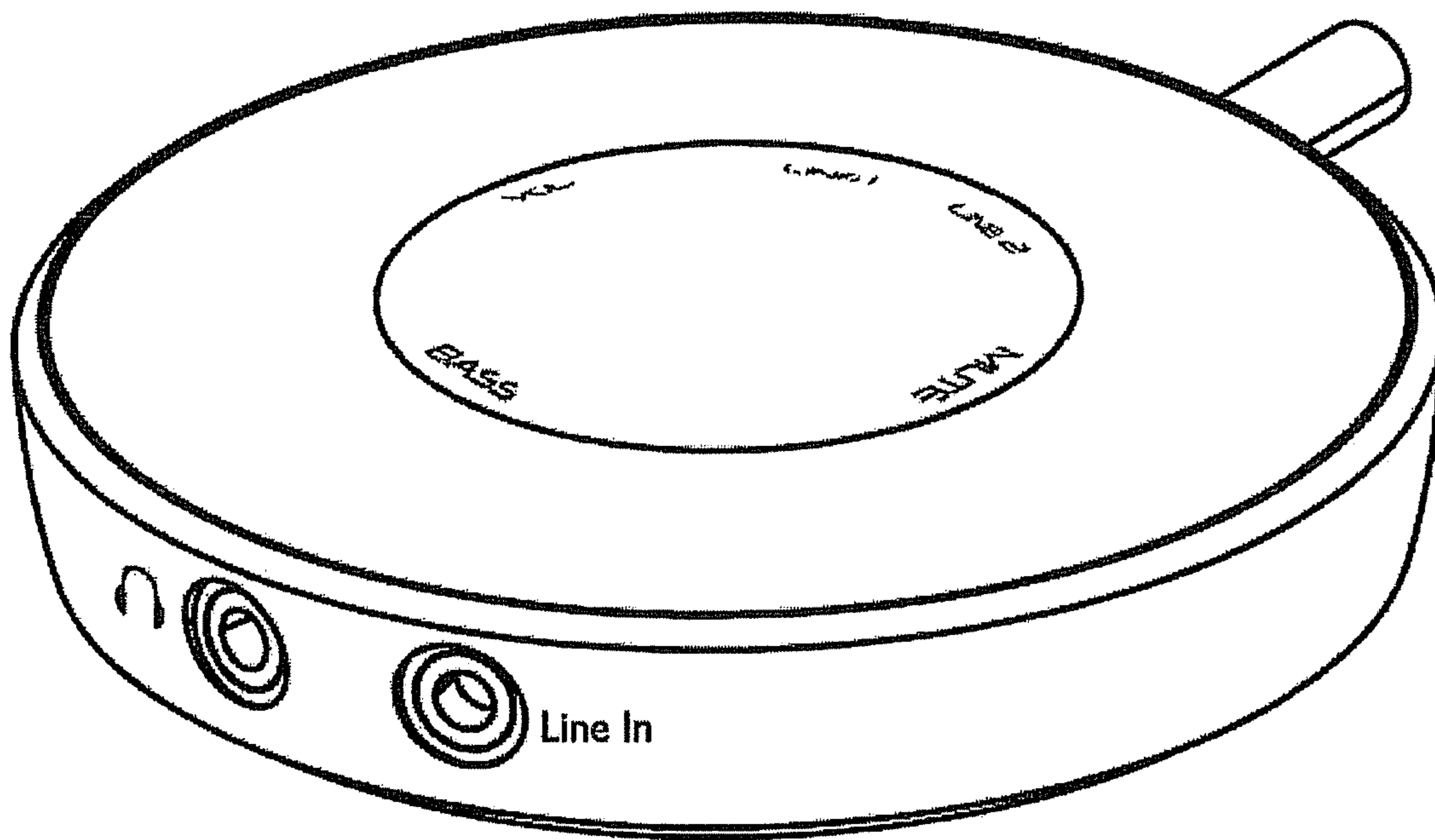


FIGURE 1

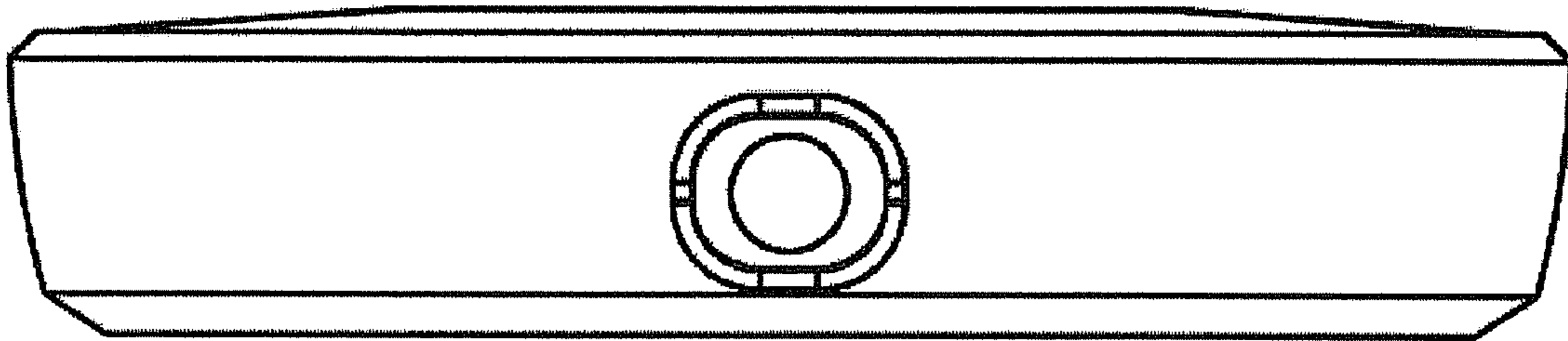


FIGURE 2

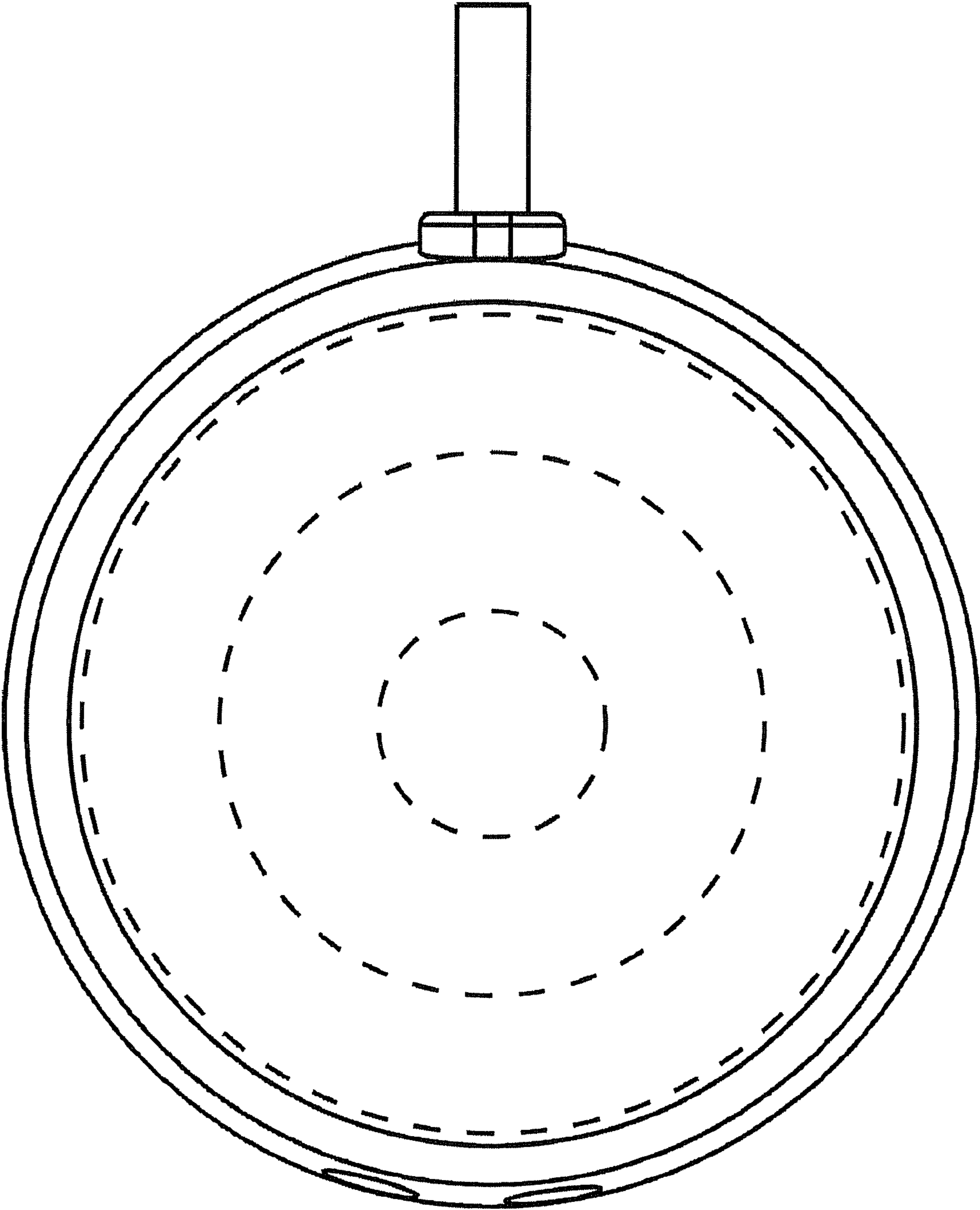


FIGURE 3

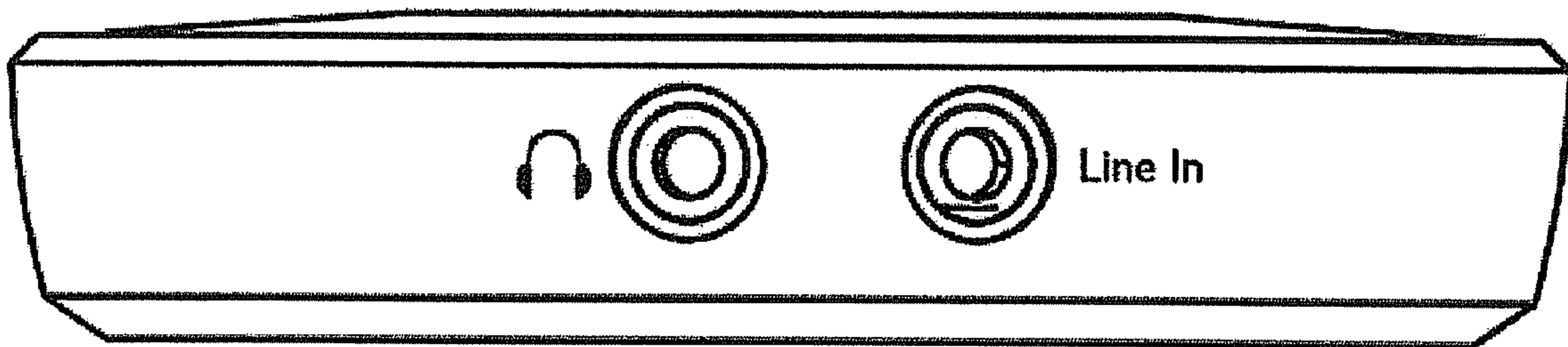


FIGURE 4




FIGURE 5




FIGURE 6

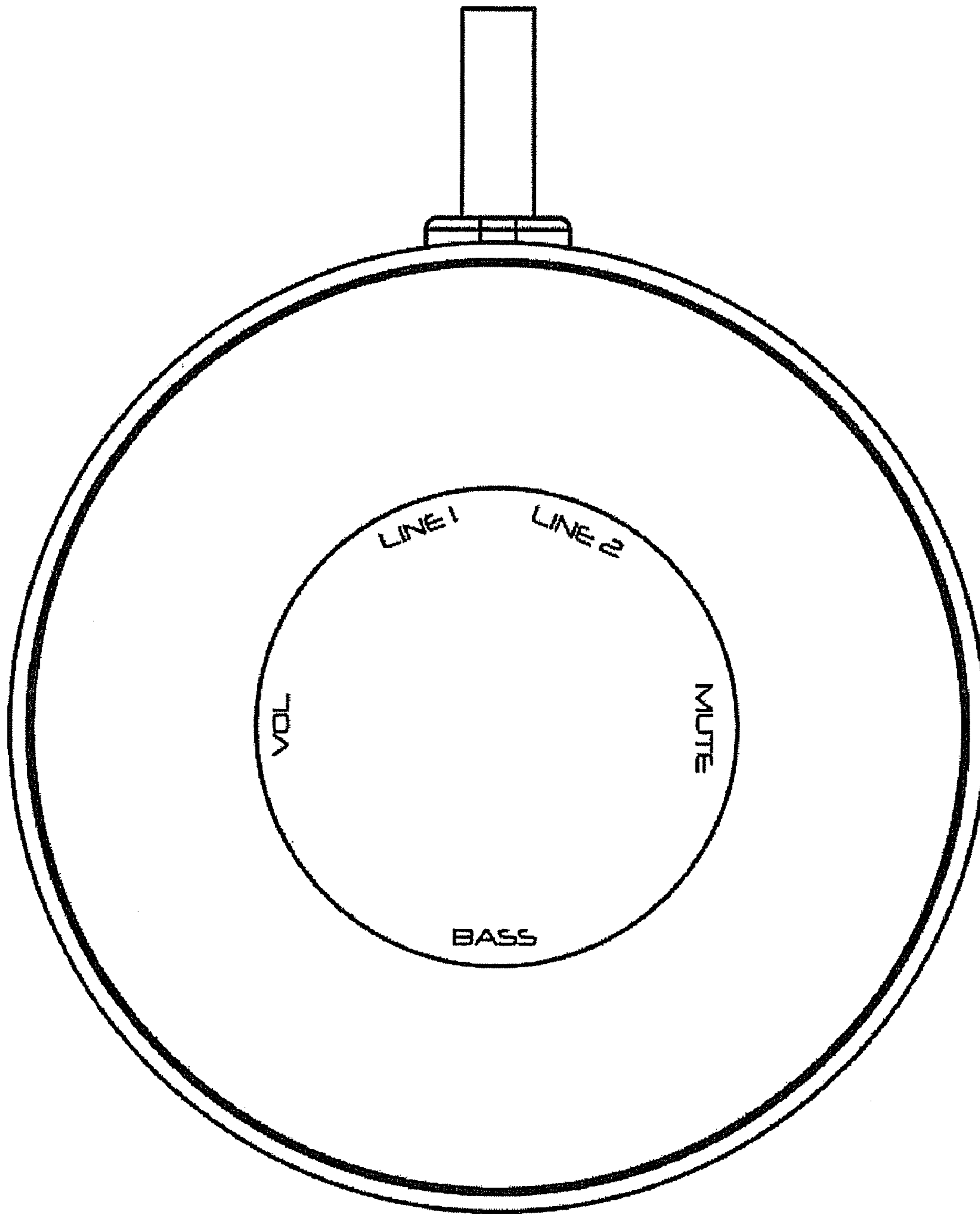


FIGURE 7