



US00D596597S

(12) **United States Design Patent**
Yu et al.

(10) **Patent No.:** **US D596,597 S**
(45) **Date of Patent:** **** Jul. 21, 2009**

(54) **VIDEO IP PHONE**

(75) Inventors: **Pei-Shiuan Yu**, Taipei Hsien (TW);
Shiao-Chin Huang, Taipei Hsien (TW);
Wen-Pin Chen, Taipei Hsien (TW)

(73) Assignee: **Hon Hai Precision Industry Co., Ltd.**,
Tu-Cheng, Taipei Hsien (TW)

(**) Term: **14 Years**

(21) Appl. No.: **29/324,206**

(22) Filed: **Sep. 9, 2008**

(30) **Foreign Application Priority Data**

Aug. 14, 2008 (CN) 2008 3 0300517

(51) **LOC (9) Cl.** **14-03**

(52) **U.S. Cl.** **D14/130**

(58) **Field of Classification Search** D14/125-130,
D14/140-142, 144, 146-151, 158-159, 171,
D14/188, 225-226, 240, 243, 250-253, 329-330,
D14/357, 434, 471, 496, 341, 375; 379/88.17,
379/90.01, 93.17, 387.01, 388.02, 419-420.04,
379/420.02, 428.01-428.04, 434-436, 440,
379/446-447, 454-455; 381/16, 71.1; D13/107-108;
191/12.2 R; 320/108, 110, 113-115; 455/411,
455/550.1-90.3; 348/14.01-14.06; D6/308;
D10/65

See application file for complete search history.

(56) **References Cited**

U.S. PATENT DOCUMENTS

D513,255 S * 12/2005 Huang et al. D14/375
D514,568 S * 2/2006 Huang et al. D14/375
D530,329 S * 10/2006 Chen et al. D14/375
D531,631 S * 11/2006 Andre et al. D14/375

D537,420 S * 2/2007 Tsai D14/126
D558,460 S * 1/2008 Yu et al. D6/308
D570,610 S * 6/2008 Chuang D6/300
D575,760 S * 8/2008 Kim et al. D14/138 G
D578,531 S * 10/2008 Ding et al. D14/375
D580,431 S * 11/2008 Morita D14/341
D585,398 S * 1/2009 Hwang D14/130
D585,399 S * 1/2009 Hwang D14/130
2007/0287512 A1* 12/2007 Kilpi et al. 455/575.1

OTHER PUBLICATIONS

Packet8 Tango, <URL:http://www.packet8.net/equipment/business/video_systems.aspx>, retrieved from internet Feb. 8, 2009.*

Tandberg E20 VoIP Video Phone, <URL:http://www.tandberg.com/products/tandberg_e20.jsp>, retrieved from internet Feb. 8, 2009.*

* cited by examiner

Primary Examiner—Ian Simmons

Assistant Examiner—Carla Jobe Wright

(74) *Attorney, Agent, or Firm*—Frank R. Niranjana

(57) **CLAIM**

The ornamental design for a video IP phone, as shown and described.

DESCRIPTION

FIG. 1 is a perspective view of a video IP phone showing my new design;

FIG. 2 is a front elevational view thereof;

FIG. 3 is a rear elevational view thereof;


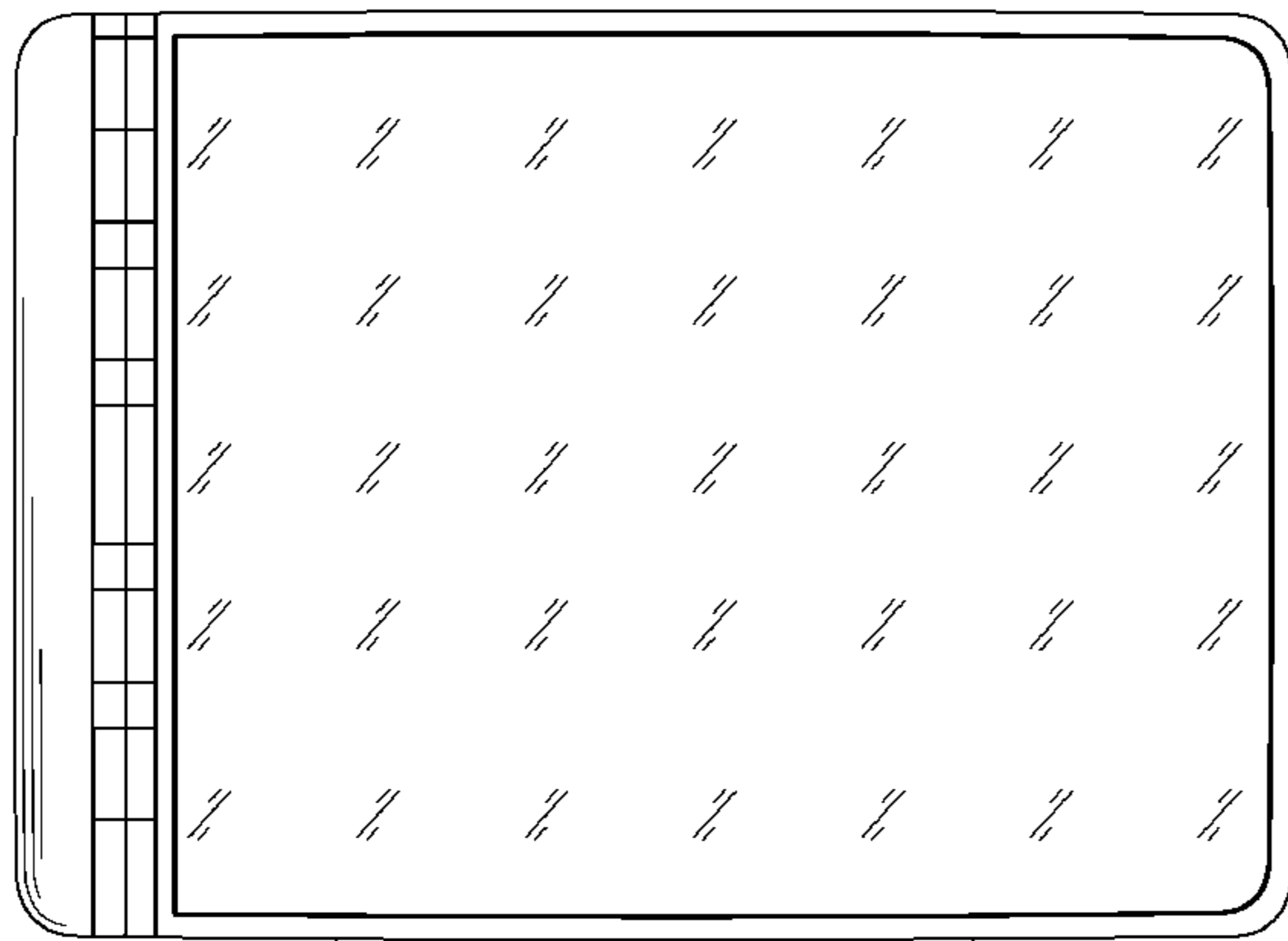
FIG. 4 is a left side elevational view thereof;

FIG. 5 is a right side elevational view thereof;

FIG. 6 is a top plan view thereof; and,

FIG. 7 is a bottom plan view thereof.

1 Claim, 7 Drawing Sheets



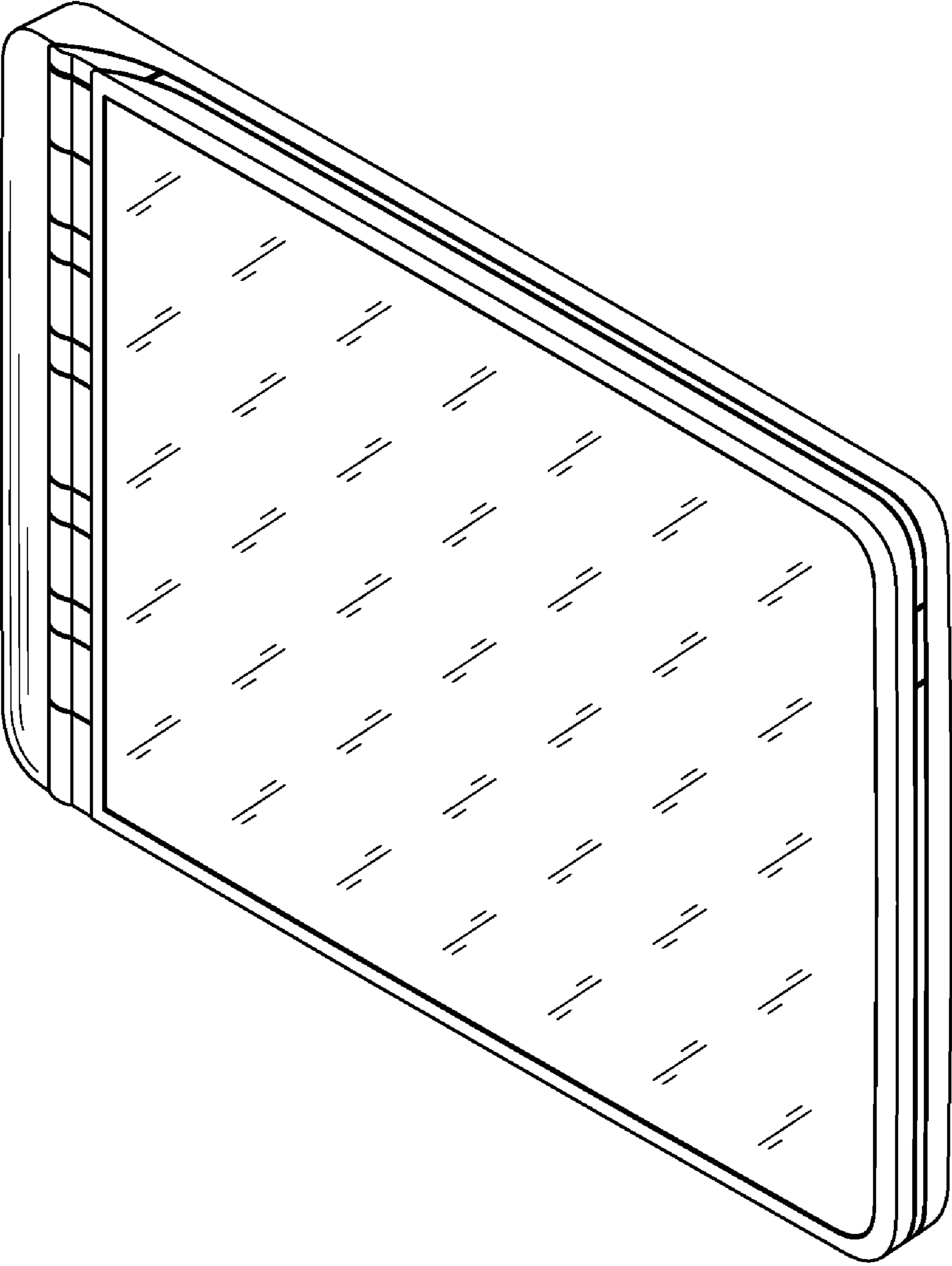


FIG. 1

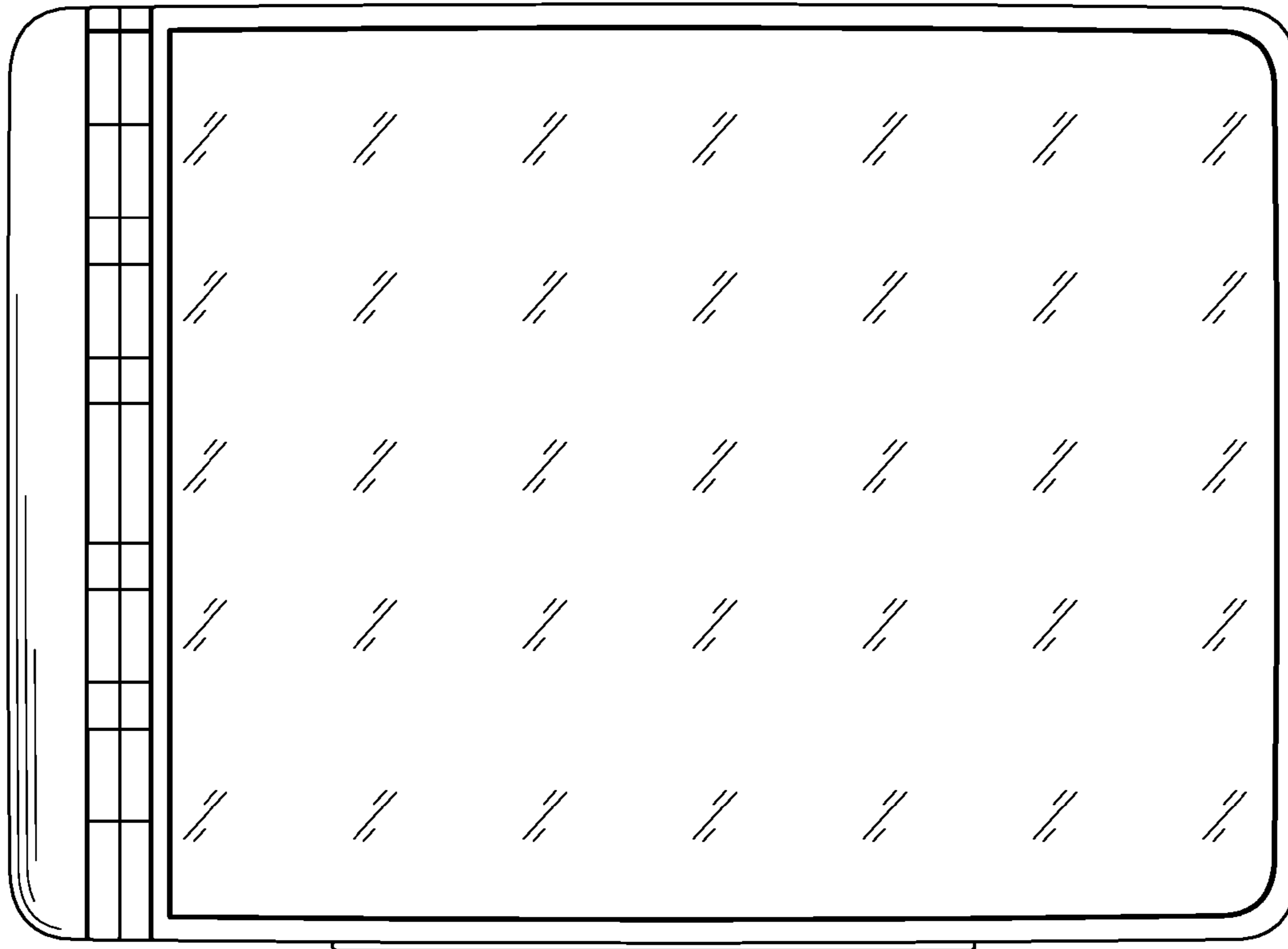


FIG. 2

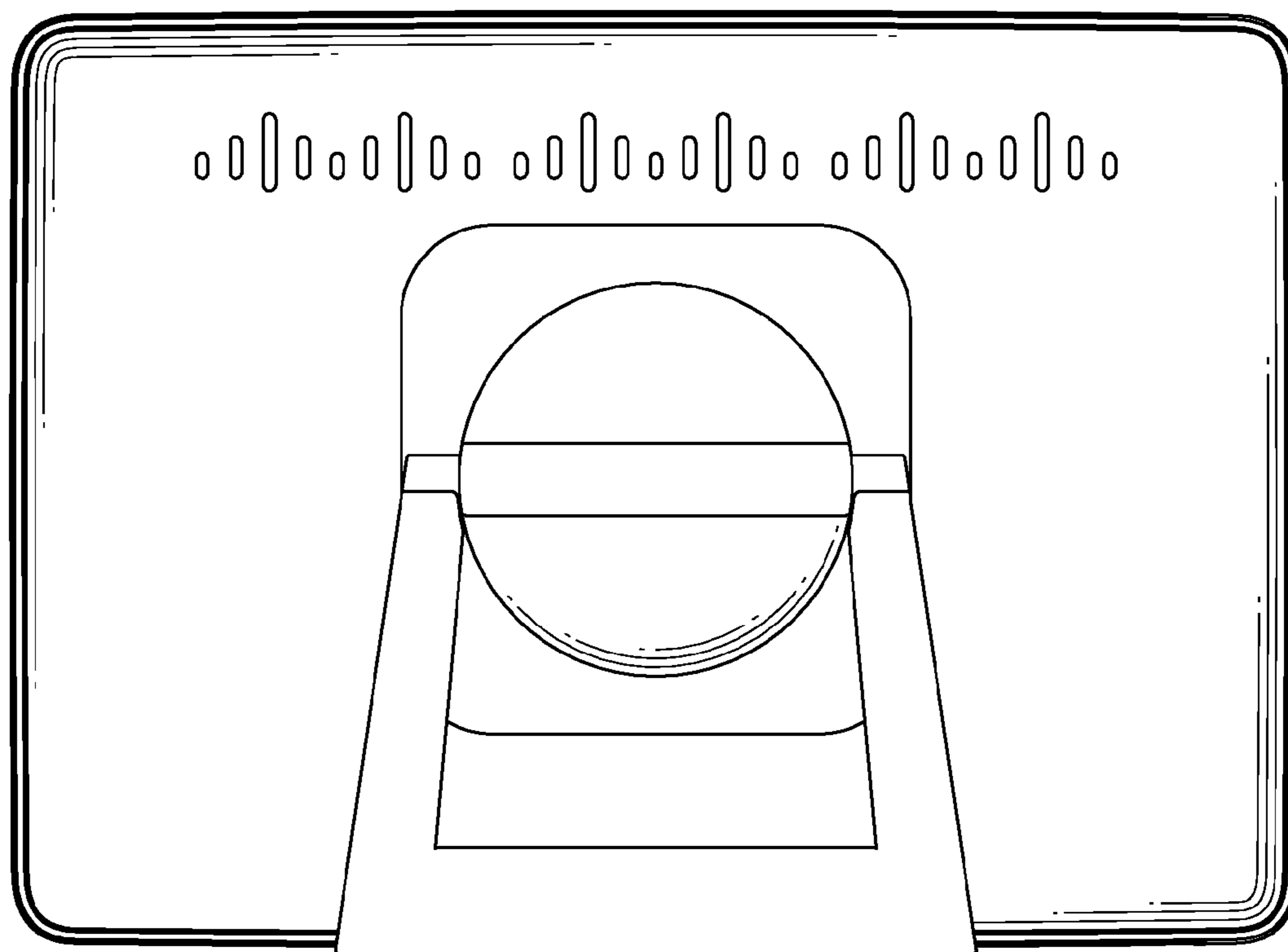


FIG. 3

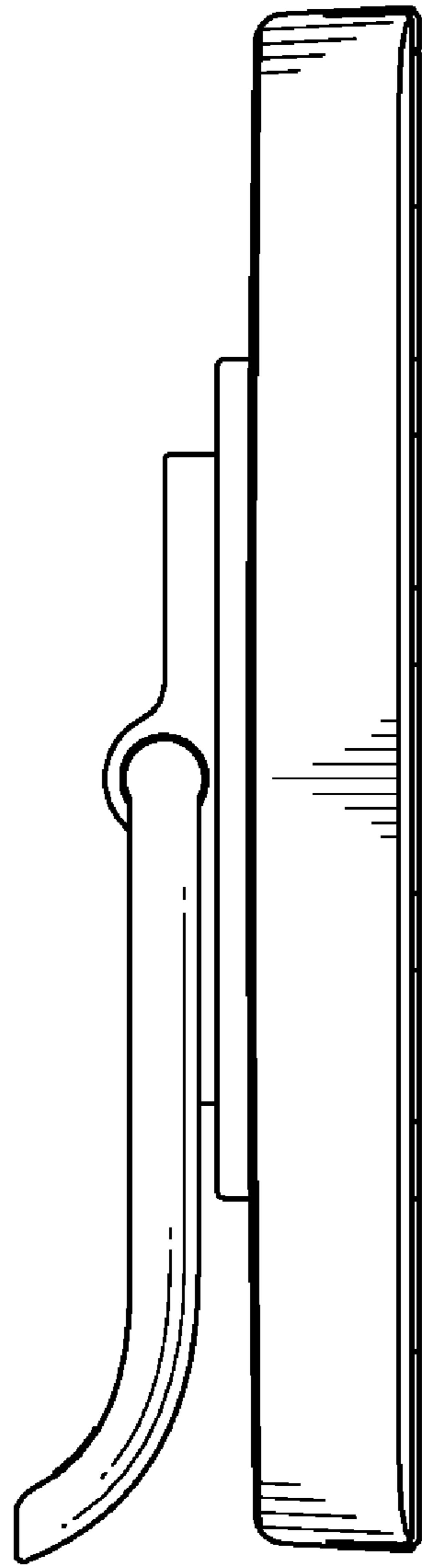


FIG. 4

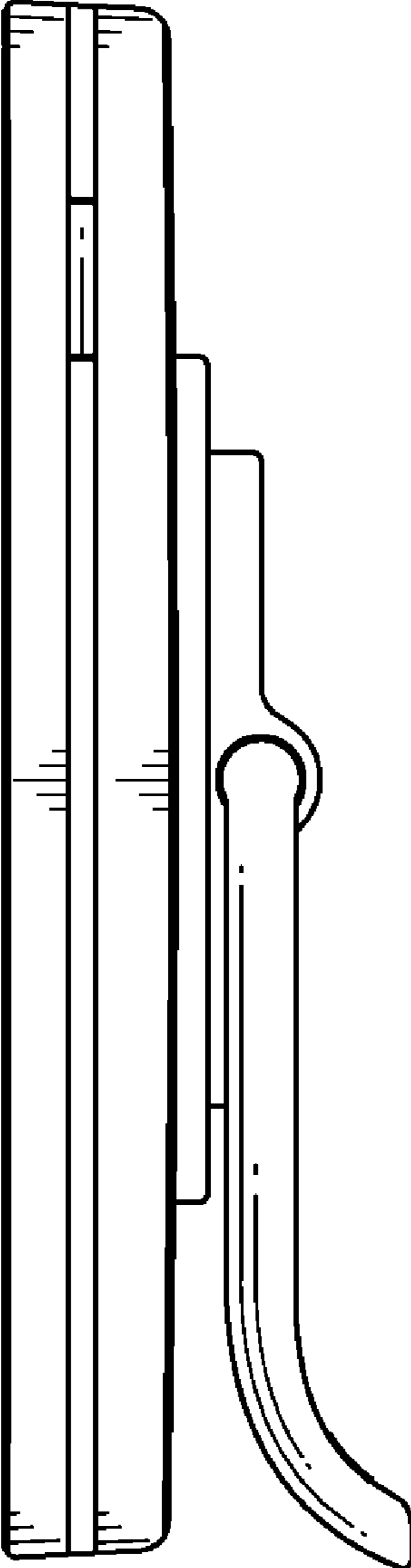


FIG. 5

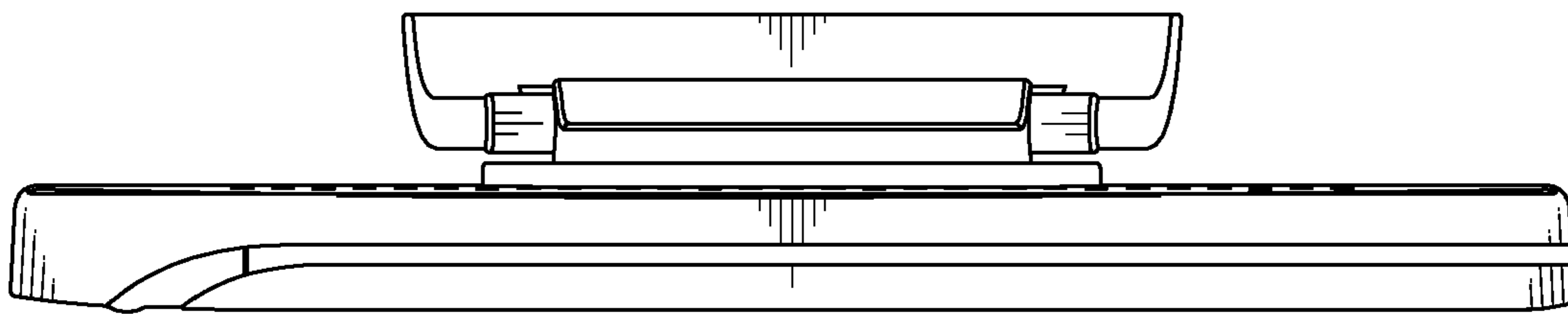


FIG. 6

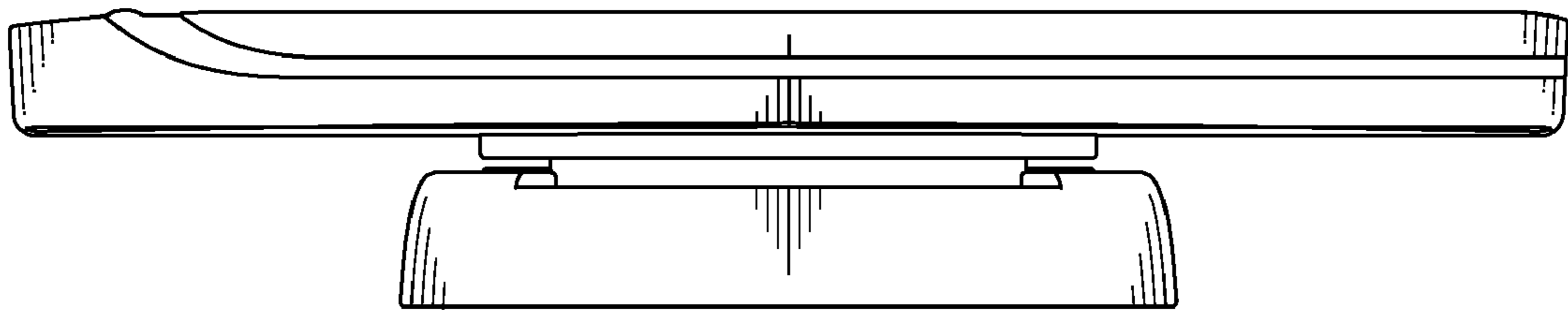


FIG. 7