

US00D596587S

(12) **United States Design Patent**
Gaertner

(10) **Patent No.:** **US D596,587 S**

(45) **Date of Patent:** **** Jul. 21, 2009**

(54) **CONTROL PANEL**

(75) **Inventor:** **Frank Gaertner, Mannheim (DE)**

(73) **Assignee:** **Buerkert Werke GmbH & Co. KG (DE)**

(**) **Term:** **14 Years**

(21) **Appl. No.:** **29/320,444**

(22) **Filed:** **Jun. 26, 2008**

(30) **Foreign Application Priority Data**

Mar. 3, 2008 (EM) 000889803

(51) **LOC (9) Cl.** **13-03**

(52) **U.S. Cl.** **D13/162**

(58) **Field of Classification Search** D13/110,
D13/123, 154, 159-164, 177, 178, 184; D14/137,
D14/441, 443; 361/690, 678, 647, 605; D16/237;
D12/192; D10/46, 49, 50, 96, 106, 125
See application file for complete search history.

(56) **References Cited**

U.S. PATENT DOCUMENTS

D275,194 S * 8/1984 Walker D13/162
D381,590 S * 7/1997 Thoeni et al. D10/49

D430,853 S * 9/2000 Barattin D13/162
D464,328 S * 10/2002 Vasquez et al. D13/164
D464,948 S * 10/2002 Vasquez et al. D14/218
D553,096 S * 10/2007 Pfingsten et al. D13/162
2006/0172182 A1 * 8/2006 Barton et al. 429/96

* cited by examiner

Primary Examiner—Daniel D Bui

Assistant Examiner—Thomas J Johannes

(74) *Attorney, Agent, or Firm*—Hayes Soloway P.C.

(57) **CLAIM**

The ornamental design for a control panel, as shown and described.

DESCRIPTION

FIG. 1 is a top plan view showing my design;

FIG. 2 is a perspective view thereof; and,

FIG. 3 is a perspective view thereof showing the control panel mounted on a face plate.

The broken lines showing of the mounting plate is for illustrative purposes only and forms no part of the claimed design.

The back of the control panel is flat and devoid of surface ornamentation.

1 Claim, 3 Drawing Sheets

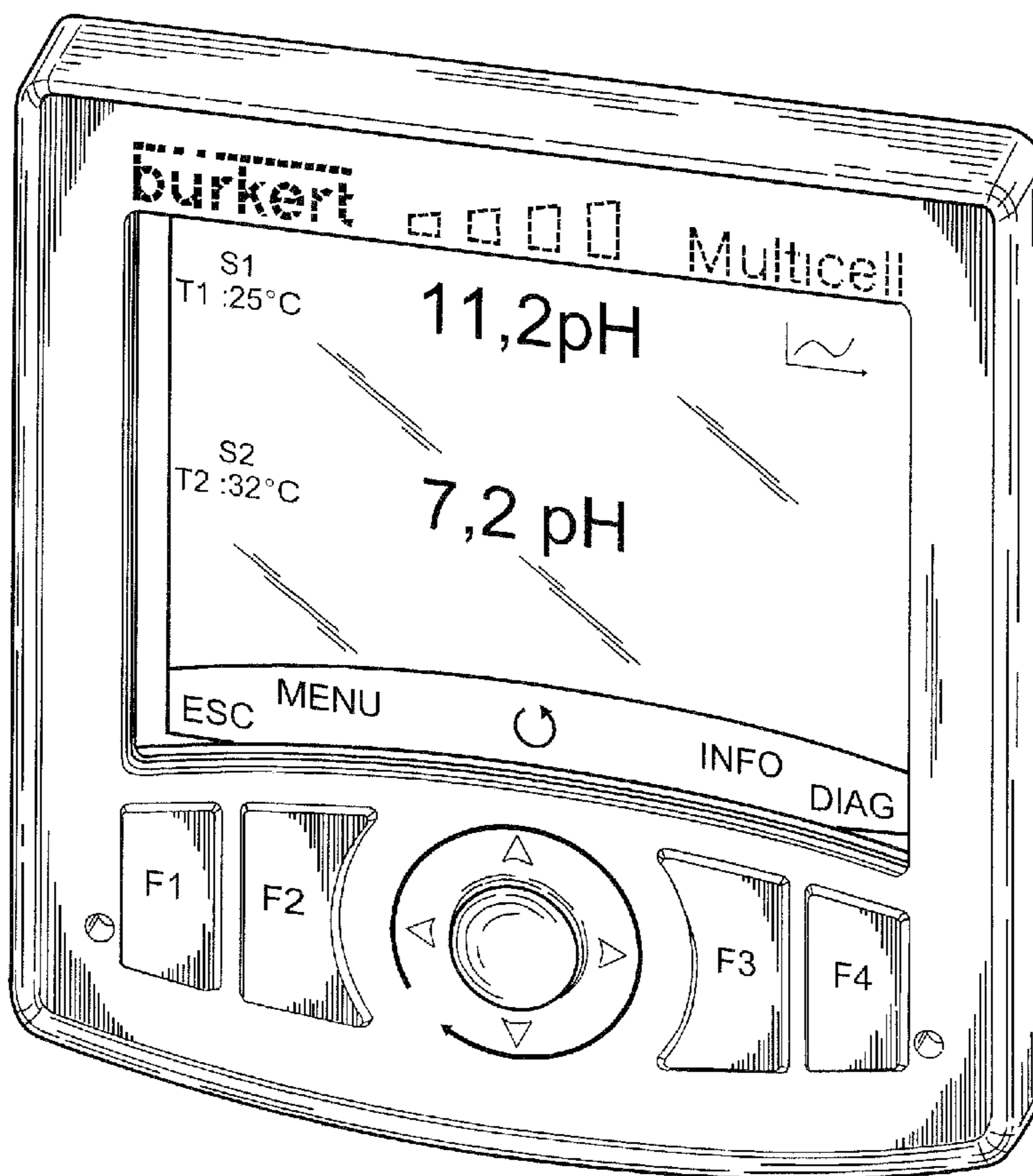


FIG. 1

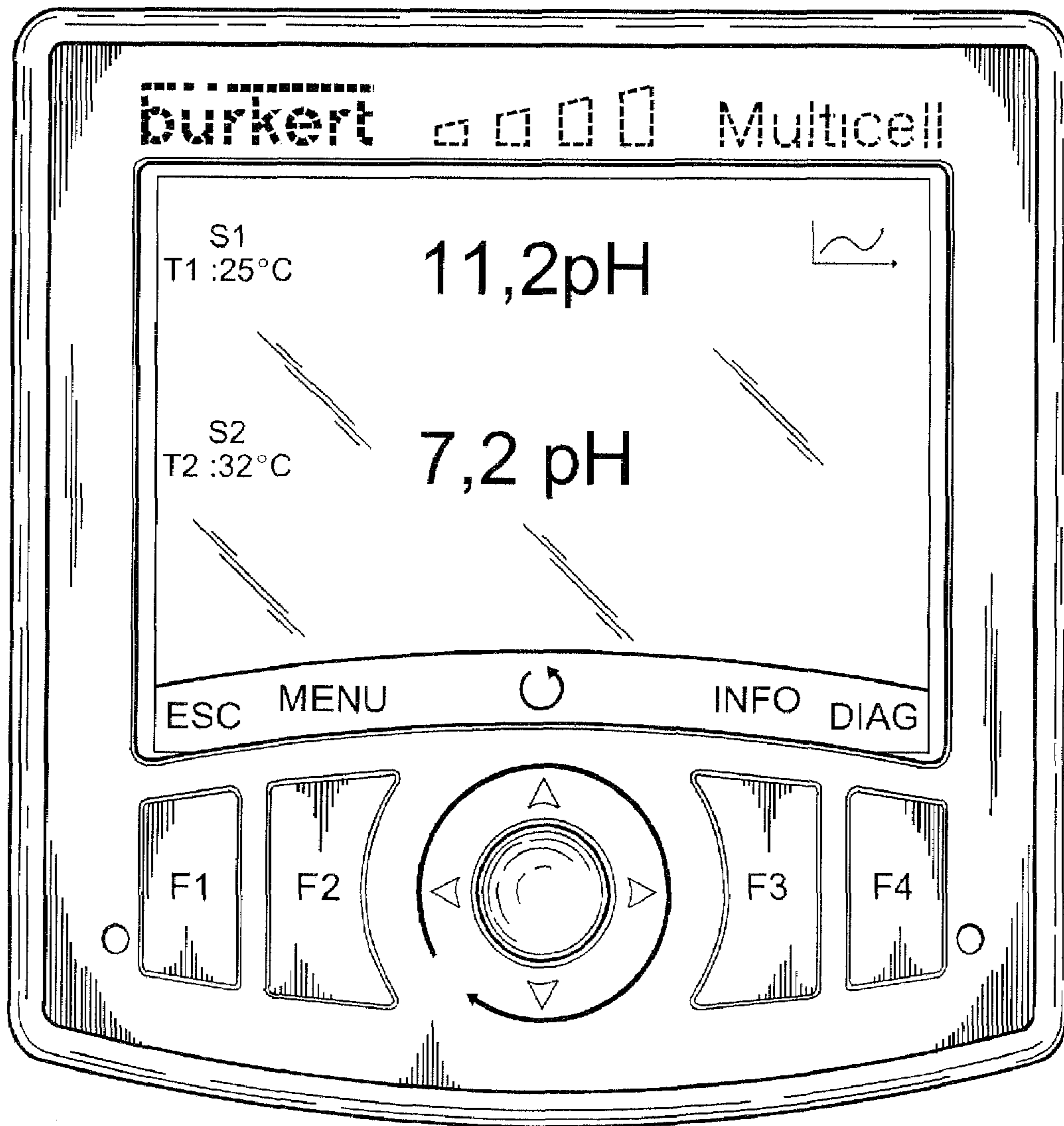


FIG. 2

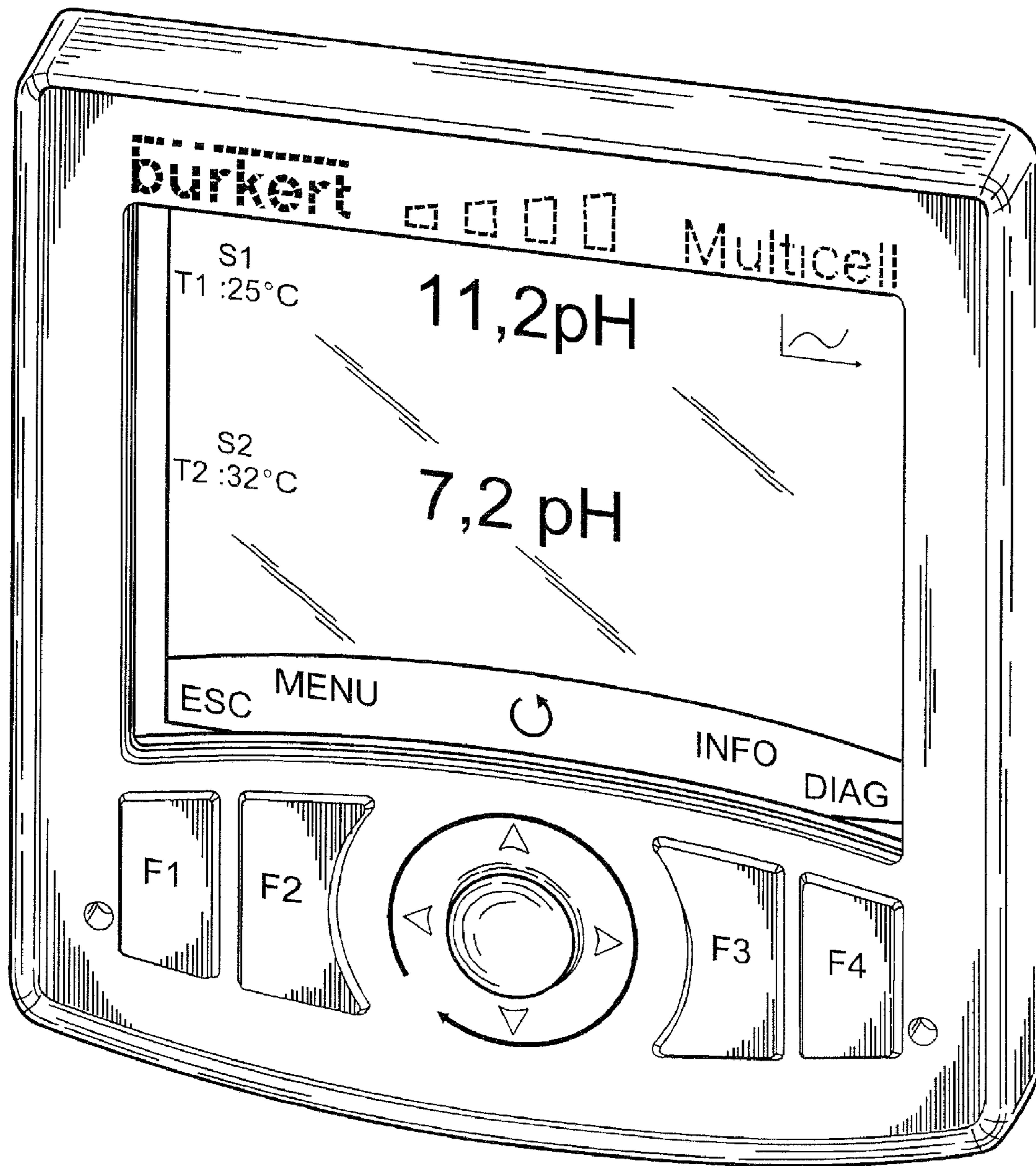


FIG. 3

