

US00D596568S

(12) **United States Design Patent**
Li et al.

(10) **Patent No.:** **US D596,568 S**
(45) **Date of Patent:** **** Jul. 21, 2009**

(54) **YOKE OF STATOR CORE FOR ELECTRIC MOTOR**

(75) Inventors: **Hu Li**, Osaka (JP); **Yuichi Yoshikawa**, Osaka (JP); **Hiroshi Murakami**, Osaka (JP); **Hideki Matsuo**, Fukui (JP); **Yuichiro Tashiro**, Fukui (JP); **Koichi Mitamura**, Fukui (JP); **Hideto Inoue**, Fukui (JP); **Reiji Tajima**, Fukui (JP); **Eiji Hataya**, Fukui (JP)

(73) Assignee: **Panasonic Corporation**, Osaka (JP)

(**) Term: **14 Years**

(21) Appl. No.: **29/331,264**

(22) Filed: **Jan. 22, 2009**

(30) **Foreign Application Priority Data**

Oct. 24, 2008 (JP) 2008-027387

(51) **LOC (9) Cl.** **13-01**

(52) **U.S. Cl.** **D13/122**

(58) **Field of Classification Search** D13/122, D13/114, 118, 199; D15/5; 29/596, 598, 29/605, 606, 607; 310/179, 180, 215-218, 310/259, 267, 268; 336/198, 200, 208
See application file for complete search history.

(56) **References Cited**

U.S. PATENT DOCUMENTS

1,756,672 A * 4/1930 Barr 310/259
3,783,318 A * 1/1974 Widstrand 310/216
D287,716 S * 1/1987 Iverson D13/122
5,095,610 A * 3/1992 Schultz et al. 29/596
D443,585 S * 6/2001 Shida et al. D13/122
6,744,168 B2 * 6/2004 Fukuda et al. 310/215
6,747,388 B2 * 6/2004 Takano et al. 310/217

6,812,612 B2 * 11/2004 Schunk et al. 310/218
D522,455 S * 6/2006 Nishimura D13/122
7,067,953 B1 * 6/2006 Hans 310/259
D576,942 S 9/2008 Yoshikawa et al.
2005/0012425 A1 * 1/2005 Tsukamoto et al. 310/218

FOREIGN PATENT DOCUMENTS

JP D1332185 6/2008
JP D1332722 6/2008
JP D1332723 6/2008

* cited by examiner

Primary Examiner—Prabhakar Deshmukh

Assistant Examiner—Derrick Holland

(74) *Attorney, Agent, or Firm*—Brinks Hofer Gilson & Lione

(57) **CLAIM**

We claim the ornamental design for a yoke of stator core for electric motor, as shown and described.

DESCRIPTION

FIG. 1 is a front perspective view of a yoke of stator core for electric motor of the present invention;

FIG. 2 is a first side view thereof;

FIG. 3 is a second side view thereof;

FIG. 4 is a front view thereof;

FIG. 5 is a rear view thereof;

FIG. 6 is a top view thereof;

FIG. 7 is a bottom view thereof; and,

FIG. 8 is a front perspective view thereof shown in an environmental use.

The broken line showing of yoke of stator core for electric motor is included for the purpose of illustrating environment and forms no part of the claimed design.

1 Claim, 8 Drawing Sheets

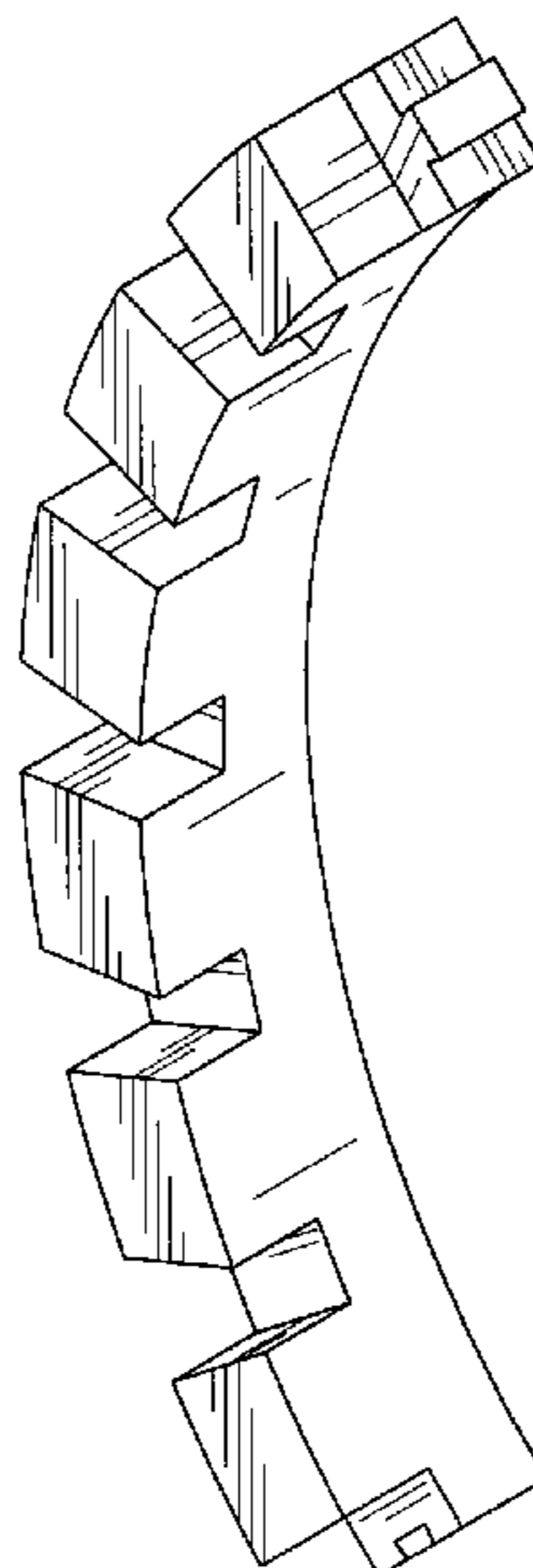


FIG. 1

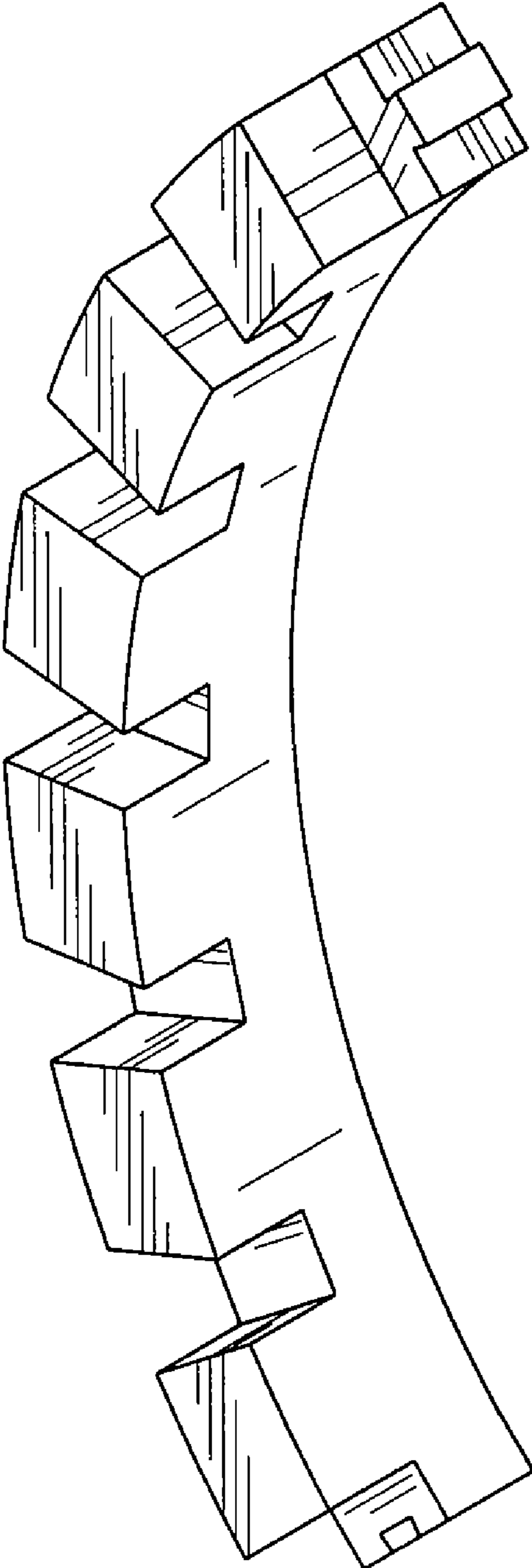


FIG.2

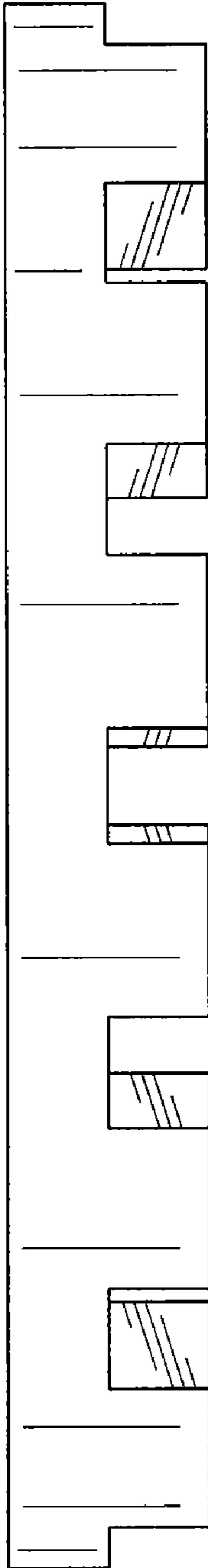


FIG.3

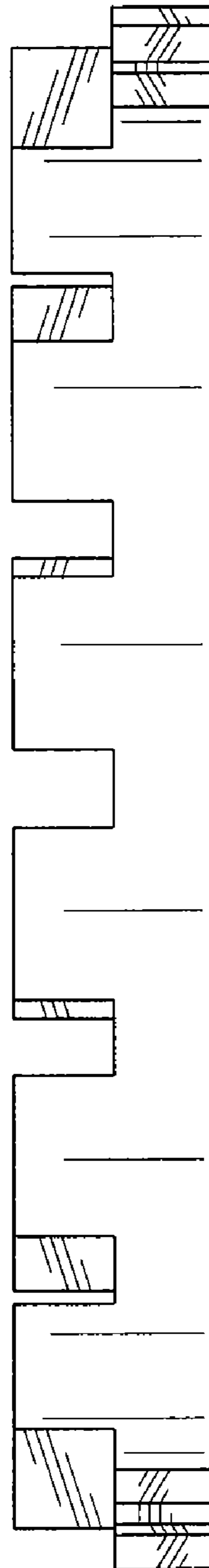


FIG.4

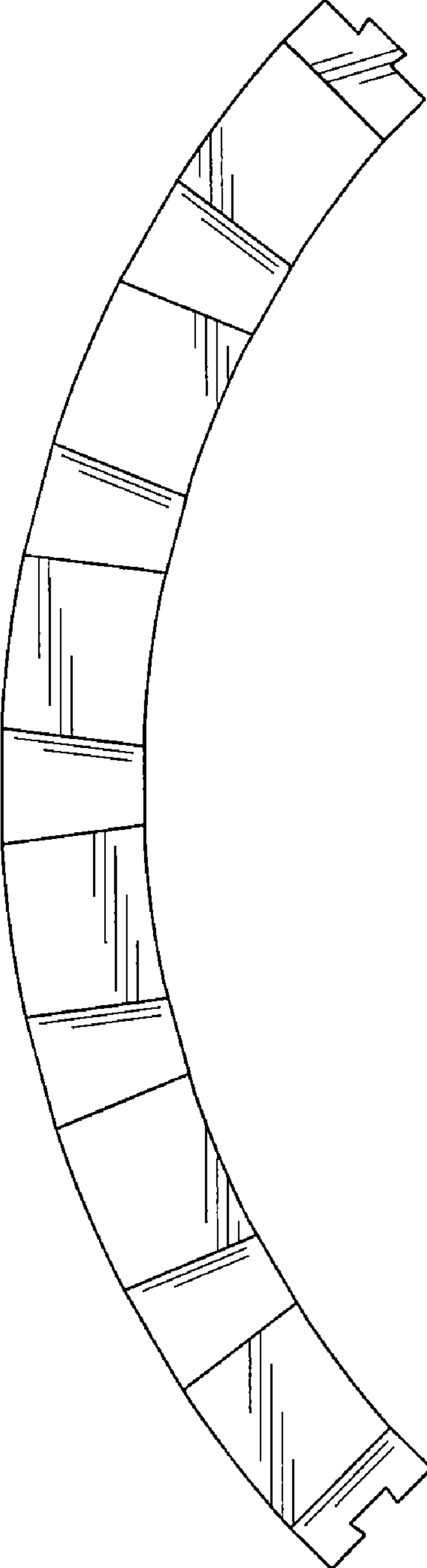


FIG.5



FIG.6

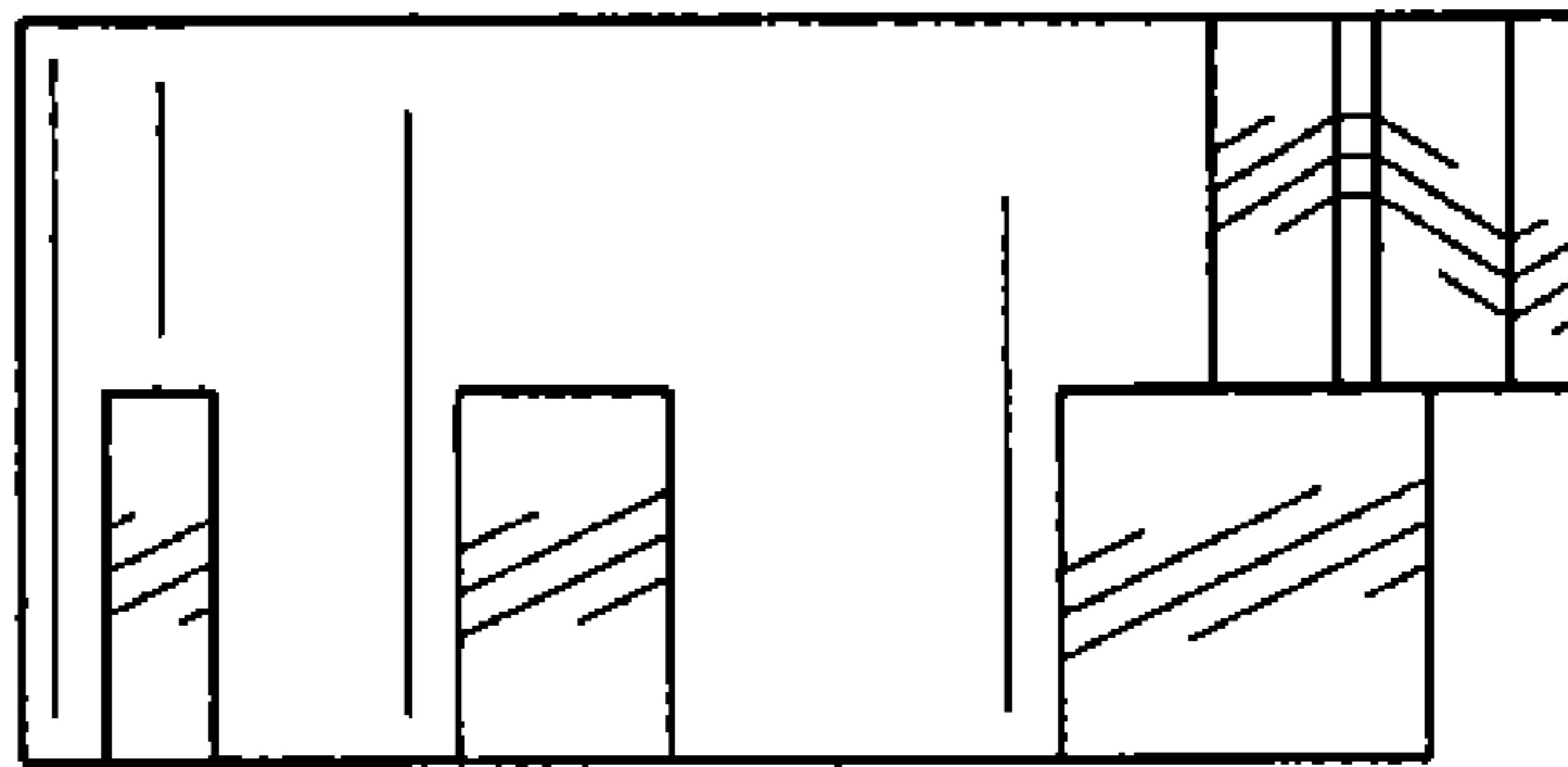


FIG.7

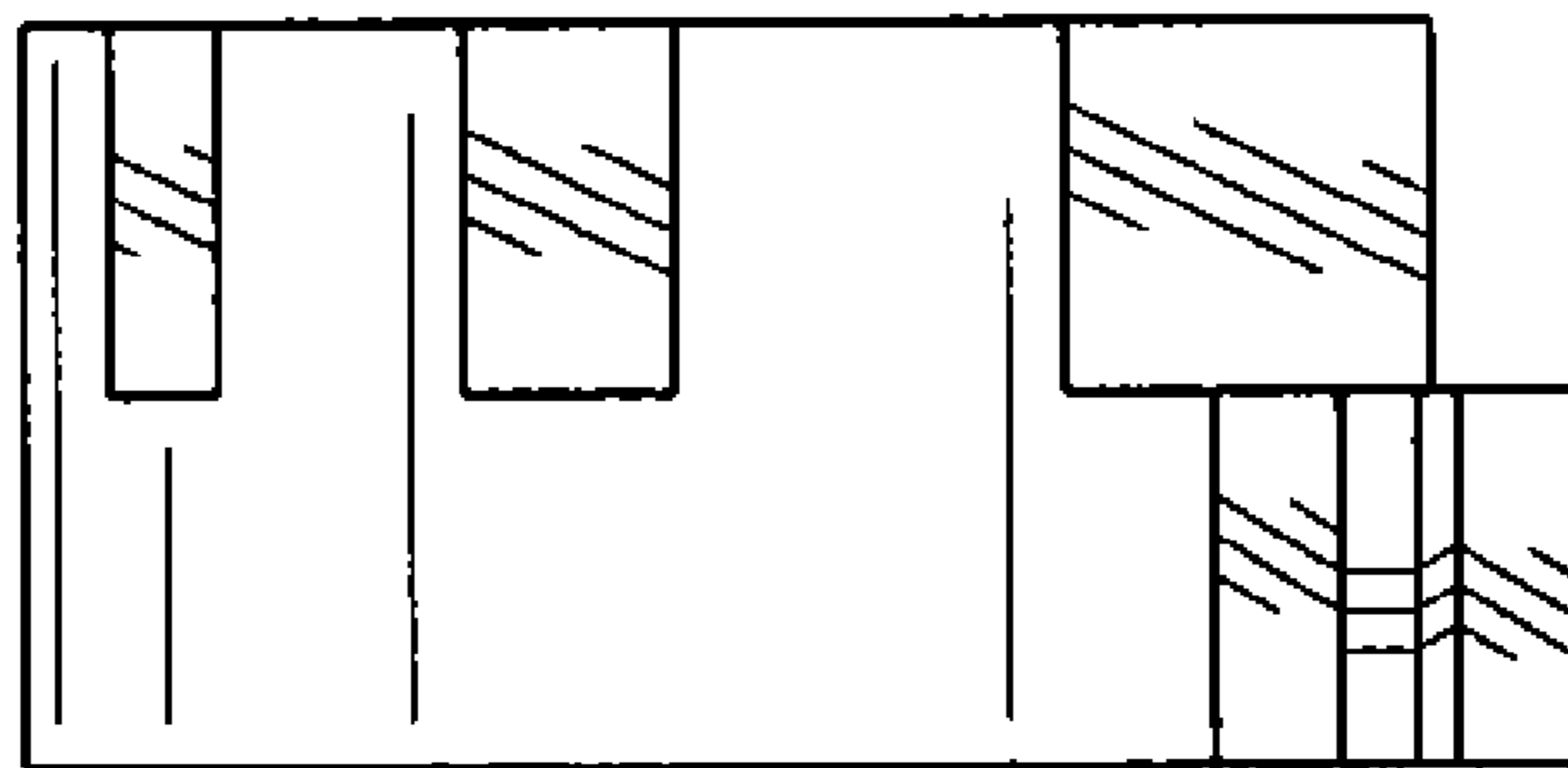


FIG.8

