



US00D596564S

(12) **United States Design Patent**
Ueki et al.

(10) **Patent No.:** **US D596,564 S**
(45) **Date of Patent:** **** Jul. 21, 2009**

(54) **COIL FOR CELLULAR TELEPHONE**
(75) Inventors: **Takashi Ueki**, Yamagata (JP); **Teruo Tamada**, Yamagata (JP); **Teiji Wagatsuma**, Yamagata (JP); **Takashi Fujimi**, Yamagata (JP); **Koichi Igarashi**, Yamagata (JP)

(73) Assignee: **Yonezawa Electric Wire Co., Ltd.**, Yonezawa-shi (JP)

(**) Term: **14 Years**

(21) Appl. No.: **29/328,105**

(22) Filed: **Nov. 19, 2008**

(51) **LOC (9) Cl.** **13-02**
(52) **U.S. Cl.** **D13/117**
(58) **Field of Classification Search** D13/117,
D13/113, 118, 122, 182, 183, 199; D6/504;
D7/407, 408; D14/138 R, 140; D15/5, 199;
242/160.1, 160.4, 360; 335/13, 134, 136,
335/213, 282; 336/15, 69, 70, 139, 174,
336/198

See application file for complete search history.

(56) **References Cited**

U.S. PATENT DOCUMENTS

D327,051 S * 6/1992 Schwartz D13/118

5,444,427 A * 8/1995 Ida et al. 336/198
D423,028 S * 4/2000 Okura et al. D15/199
D447,731 S * 9/2001 Asao et al. D13/122
D451,469 S * 12/2001 Tripp D13/117
D469,842 S * 2/2003 Hoo D22/122

* cited by examiner

Primary Examiner—Prabhakar Deshmukh

Assistant Examiner—Derrick Holland

(74) *Attorney, Agent, or Firm*—Wood, Herron & Evans, LLP

(57) **CLAIM**

The ornamental design for a coil for cellular telephone, as shown and described.

DESCRIPTION

FIG. 1 is a perspective view of a coil for cellular telephone.

FIG. 2 is a front elevation view thereof.

FIG. 3 is a rear elevation view thereof.


FIG. 4 is a top plan view thereof.

FIG. 5 is a bottom plan view thereof.

FIG. 6 is a left side elevation view thereof; and,

FIG. 7 is a right side elevation view thereof.

1 Claim, 7 Drawing Sheets






FIG. 1




FIG. 2

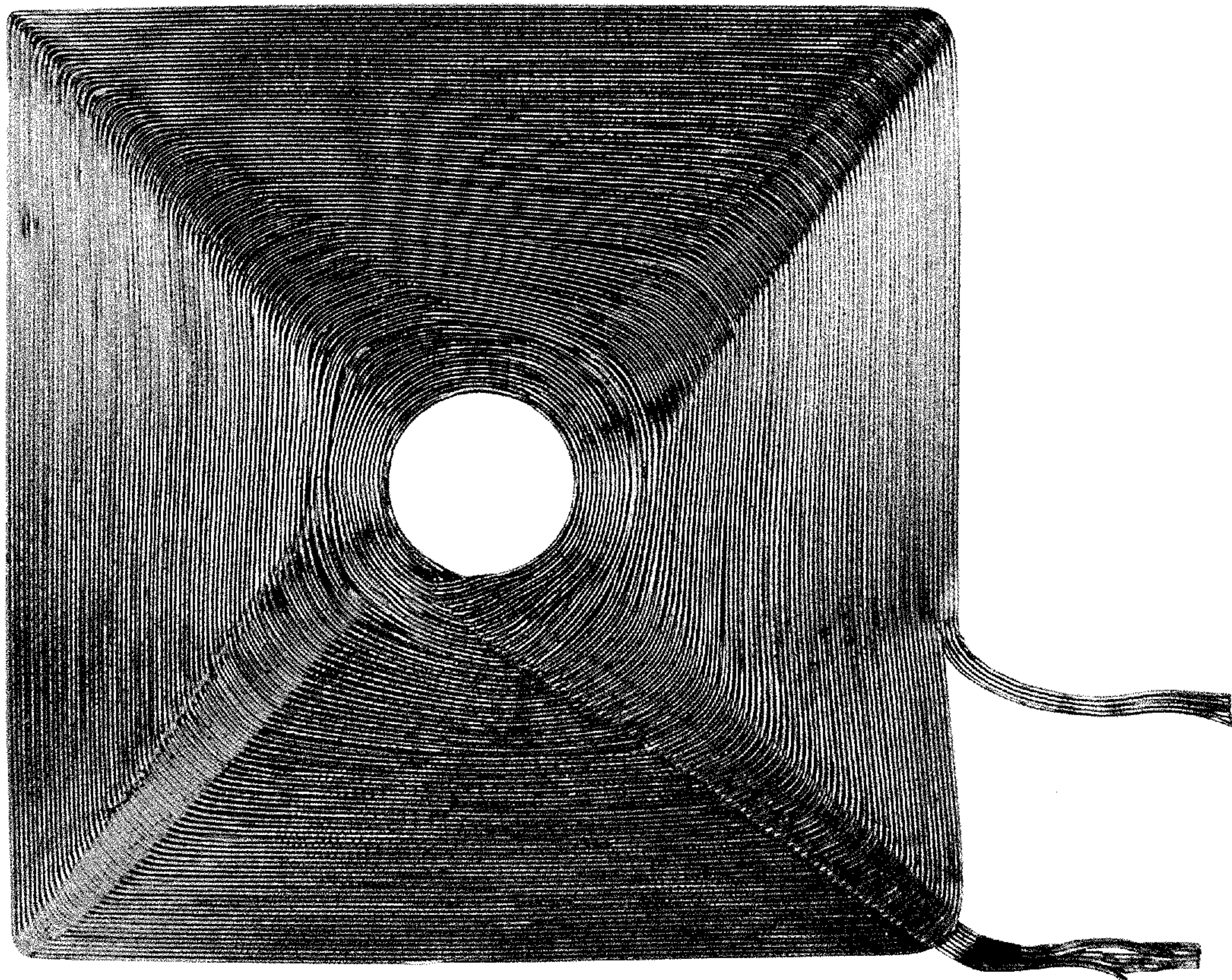


FIG. 3



FIG. 4



FIG. 5



FIG. 6



FIG. 7