

US00D596540S

(12) **United States Design Patent**
Hayashi et al.

(10) **Patent No.:** **US D596,540 S**
(45) **Date of Patent:** **** Jul. 21, 2009**

(54) **RADIATOR GRILLE FOR VEHICLE**

(75) Inventors: **Hideo Hayashi**, Fujisawa (JP);
En-Hung Liu, Pasadena, CA (US)

(73) Assignee: **Nissan Motor Co., Ltd.**, Yokohama-shi (JP)

(**) Term: **14 Years**

(21) Appl. No.: **29/319,194**

(22) Filed: **Jun. 5, 2008**

(51) **LOC (9) Cl.** **12-16**

(52) **U.S. Cl.** **D12/163**

(58) **Field of Classification Search** D12/163,
D12/171, 196, 216, 90-92, 86; 180/68.1,
180/68.6; 296/193.11

See application file for complete search history.

(56) **References Cited**

U.S. PATENT DOCUMENTS

D497,328 S 10/2004 Aikawa
D515,987 S 2/2006 Yamamoto

D524,197 S * 7/2006 Fukuda et al. D12/163
D524,198 S * 7/2006 Fukuda et al. D12/163
D562,193 S * 2/2008 Platto et al. D12/163
D572,178 S * 7/2008 Zheng D12/163

* cited by examiner

Primary Examiner—Melody N Brown

(74) *Attorney, Agent, or Firm*—Foley & Lardner LLP

(57) **CLAIM**

The ornamental design for a radiator grille for vehicle, as shown and described.

DESCRIPTION

FIG. 1 is a perspective view of a radiator grille for vehicle;
FIG. 2 is a front view thereof;
FIG. 3 is a rear view thereof;
FIG. 4 is a top plan view thereof;
FIG. 5 is a bottom plan view thereof;
FIG. 6 is a left side view thereof; and,
FIG. 7 is a right side view thereof.

1 Claim, 2 Drawing Sheets




Fig.1




Fig.2

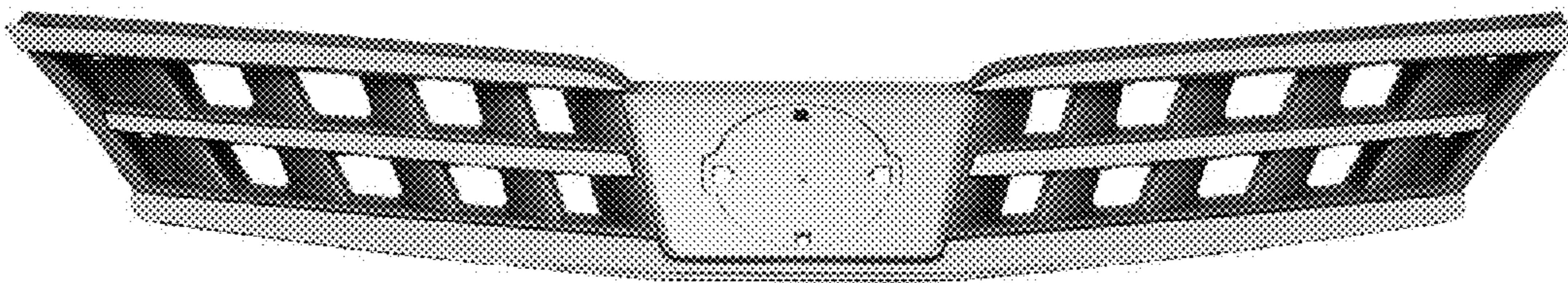


Fig.3




Fig.4




Fig.5




Fig.6




Fig.7

