



US00D596535S

(12) **United States Design Patent**
Katagiri et al.

(10) **Patent No.:** **US D596,535 S**
(45) **Date of Patent:** **** Jul. 21, 2009**

(54) **MOTOR SCOOTER**

D455,677 S * 4/2002 Kokubu et al. D12/110

(75) Inventors: **Kiyoshi Katagiri**, Wako (JP); **Fujio Nakamura**, Wako (JP)

FOREIGN PATENT DOCUMENTS

JP HA17021079 3/2006

(73) Assignee: **Honda Motor Co., Ltd.**, Tokyo (JP)

* cited by examiner

(**) Term: **14 Years**

Primary Examiner—Cathron C Brooks

Assistant Examiner—Linda Brooks

(21) Appl. No.: **29/300,052**

(74) *Attorney, Agent, or Firm*—Birch, Stewart, Kolasch & Birch, LLP

(22) Filed: **Feb. 14, 2008**

(57) **CLAIM**

(30) **Foreign Application Priority Data**

The ornamental design for, a motor scooter, as shown and described.

Aug. 15, 2007 (JP) 2007-022250

(51) **LOC (9) Cl.** **12-11**

(52) **U.S. Cl.** **D12/110**

(58) **Field of Classification Search** D12/110;
180/219, 220, 225, 229

See application file for complete search history.

DESCRIPTION

FIG. 1 is a first perspective view of a motor scooter, showing our new design;

FIG. 2 is a second perspective view thereof;

FIG. 3 is a front elevation view thereof;

FIG. 4 is a rear elevation view thereof;

FIG. 5 is a top plan view thereof;

FIG. 6 is a right side elevation view thereof; and,

FIG. 7 is a left side elevation view thereof.

(56) **References Cited**

U.S. PATENT DOCUMENTS

D331,553 S * 12/1992 Agnolucci D12/110

D399,174 S * 10/1998 Takeshita et al. D12/110

D427,944 S * 7/2000 Sakuma et al. D12/110

D443,849 S * 6/2001 Chen D12/110

1 Claim, 7 Drawing Sheets




FIG. 1




FIG. 2




FIG. 3

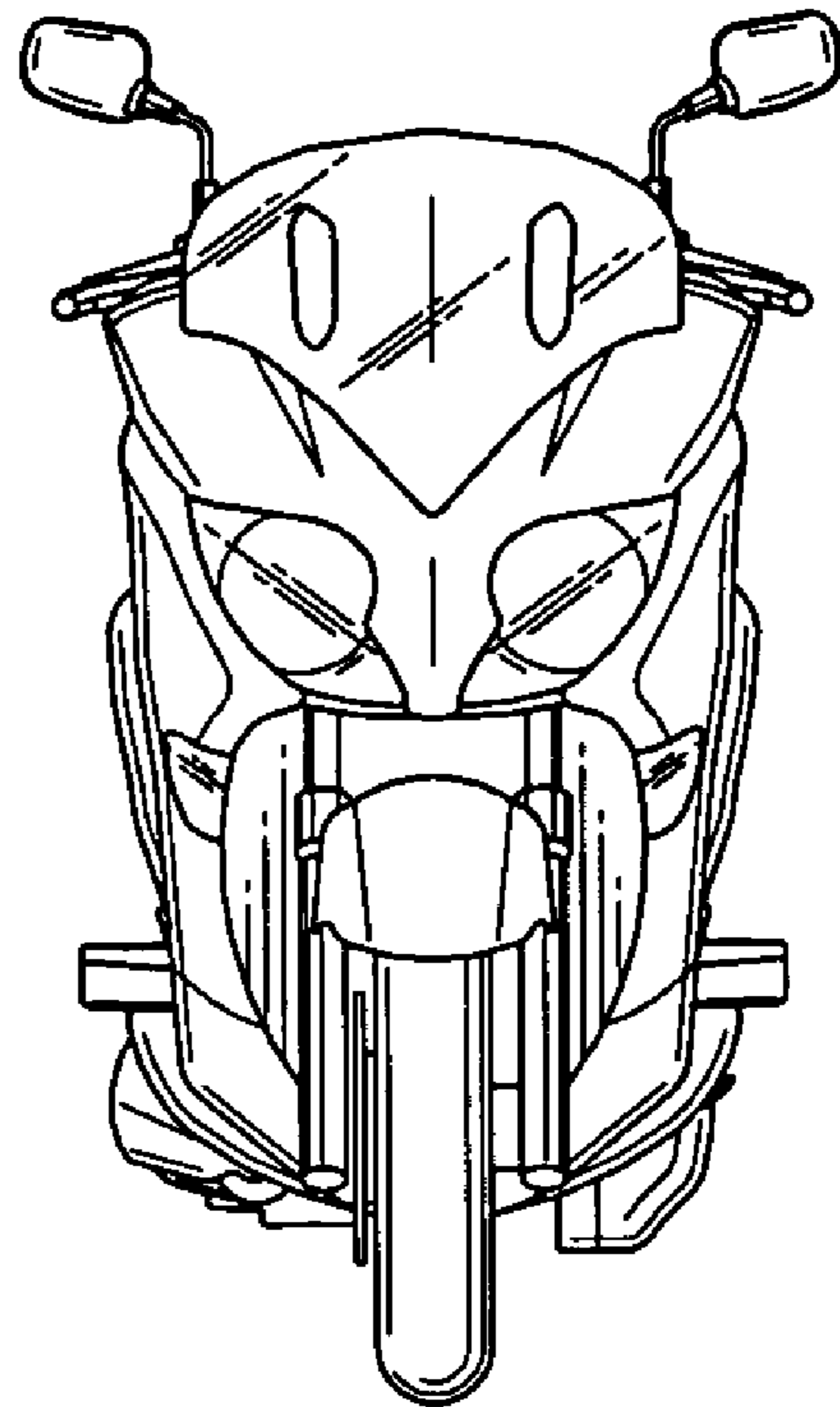


FIG. 4

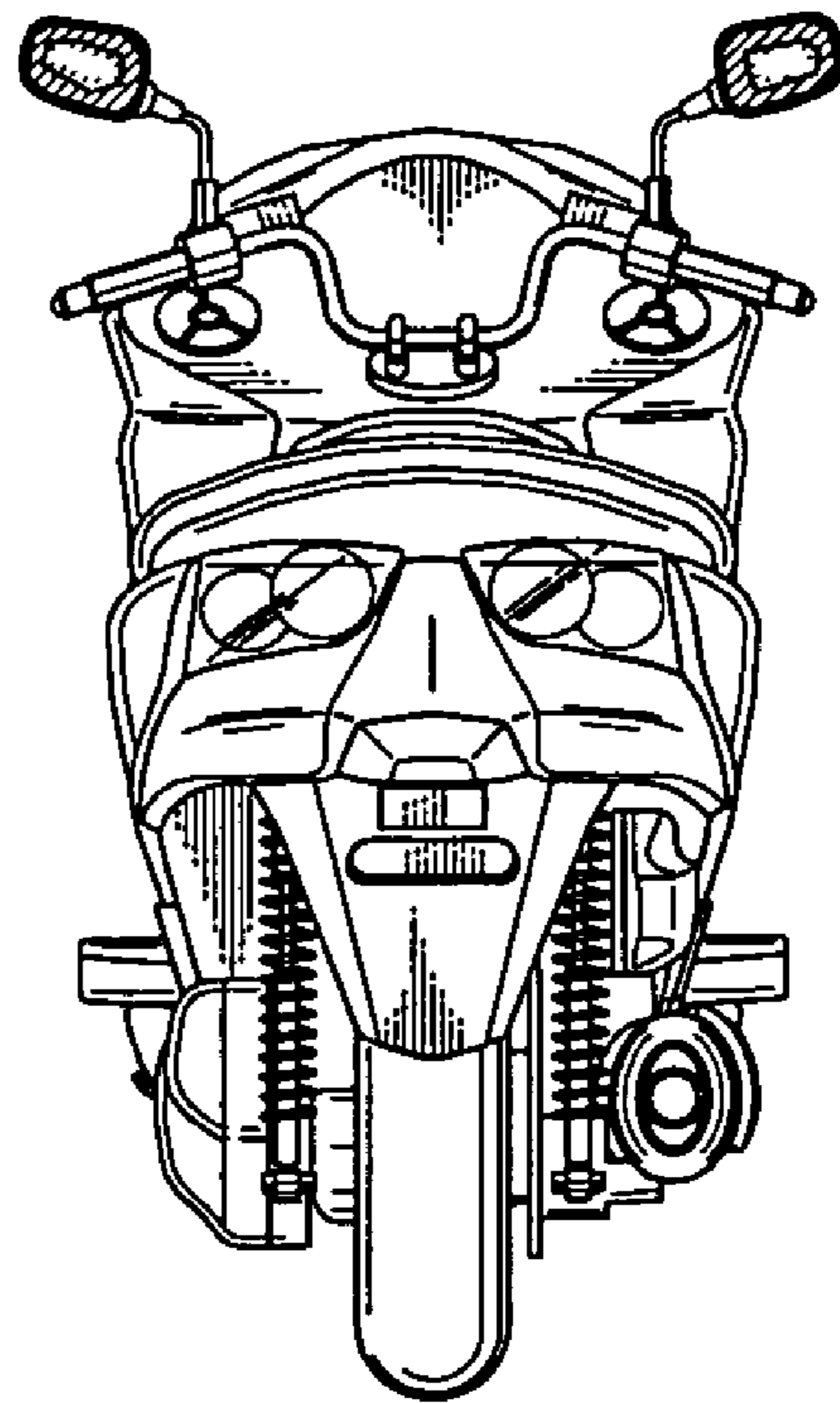
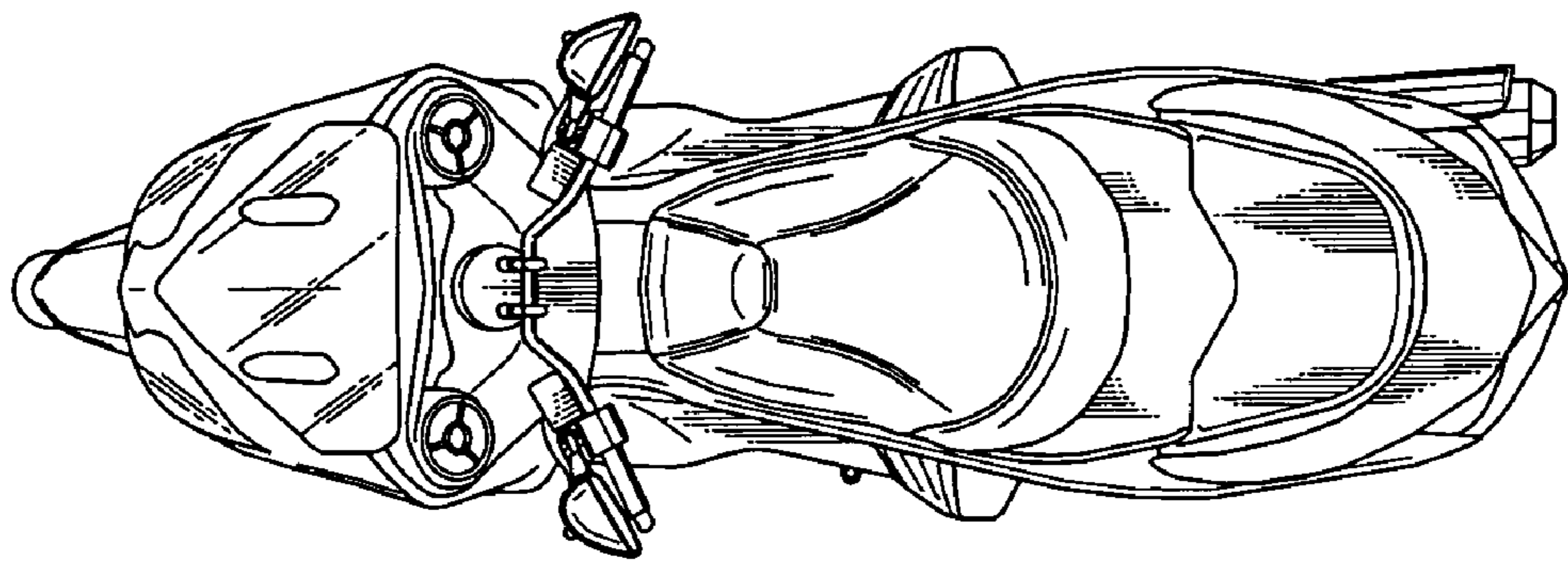


FIG. 5



F I G. 6




FIG. 7

