



US00D596533S

(12) **United States Design Patent**
Mikami et al.

(10) **Patent No.:** **US D596,533 S**

(45) **Date of Patent:** **** *Jul. 21, 2009**

(54) **AUTOMOBILE**

D517,450 S * 3/2006 Wu D12/107

(75) Inventors: **Takao Mikami**, Saitama (JP); **Hideaki Yamazumi**, Saitama (JP); **Mike Chan**, Torrance, CA (US)

(73) Assignee: **Honda Motor Co., Ltd**, Tokyo (JP)

(*) Notice: This patent is subject to a terminal disclaimer.

(**) Term: **14 Years**

(21) Appl. No.: **29/274,471**

(22) Filed: **Apr. 26, 2007**

(51) **LOC (9) Cl.** **12-11**

(52) **U.S. Cl.** **D12/107**

(58) **Field of Classification Search** D12/3,
D12/86, 87, 107, 110; 180/225, 229, 233,
180/311, 312, 315, 223

See application file for complete search history.

(56) **References Cited**

U.S. PATENT DOCUMENTS

D327,457 S * 6/1992 Saito D12/107
D349,078 S * 7/1994 Kimura et al. D12/107
D458,562 S * 6/2002 Kalhok et al. D12/107
D496,308 S * 9/2004 Wu D12/107

OTHER PUBLICATIONS

Yamaha Raptor 700, Active Action, Jan. 2007, p. 29.

Yamaha Raptor 80, Active Action, Mar. 2007, p. 25.

* cited by examiner

Primary Examiner—Ian Simmons

Assistant Examiner—Linda Brooks

(74) *Attorney, Agent, or Firm*—Westerman, Hattori, Daniels & Adrian, LLP.

(57) **CLAIM**

What is claimed is; the ornamental design for, an automobile, as shown and described.

DESCRIPTION

FIG. 1 is a front perspective view of an automobile, showing our new design;

FIG. 2 is a rear perspective view thereof;

FIG. 3 is a right side elevation view thereof;


FIG. 4 is a left side elevation view thereof;

FIG. 5 is a top plan view thereof;

FIG. 6 is a rear elevation view thereof; and,

FIG. 7 is a front elevation view thereof.

1 Claim, 5 Drawing Sheets



F I G. 1




FIG. 2

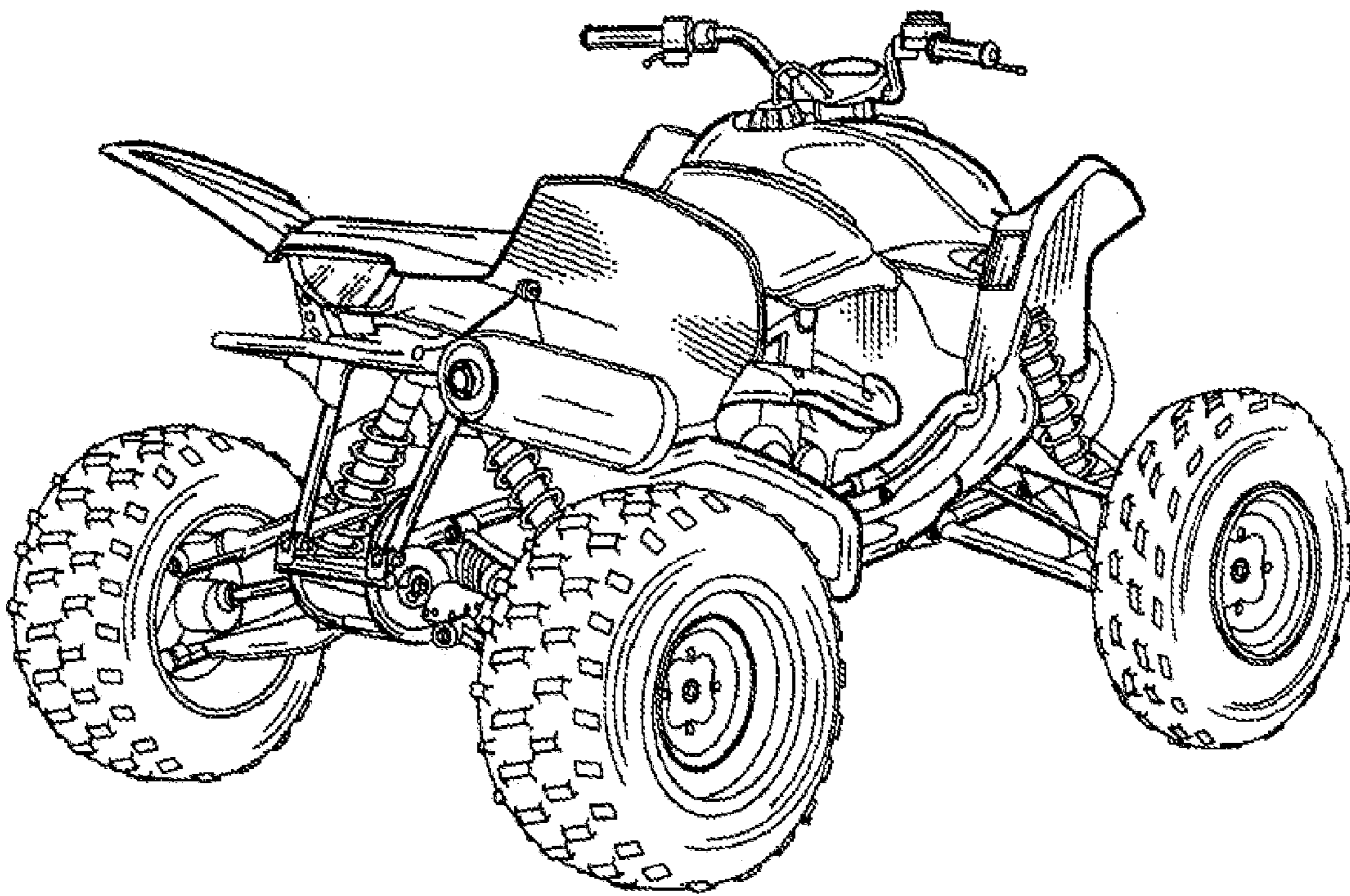


FIG. 3


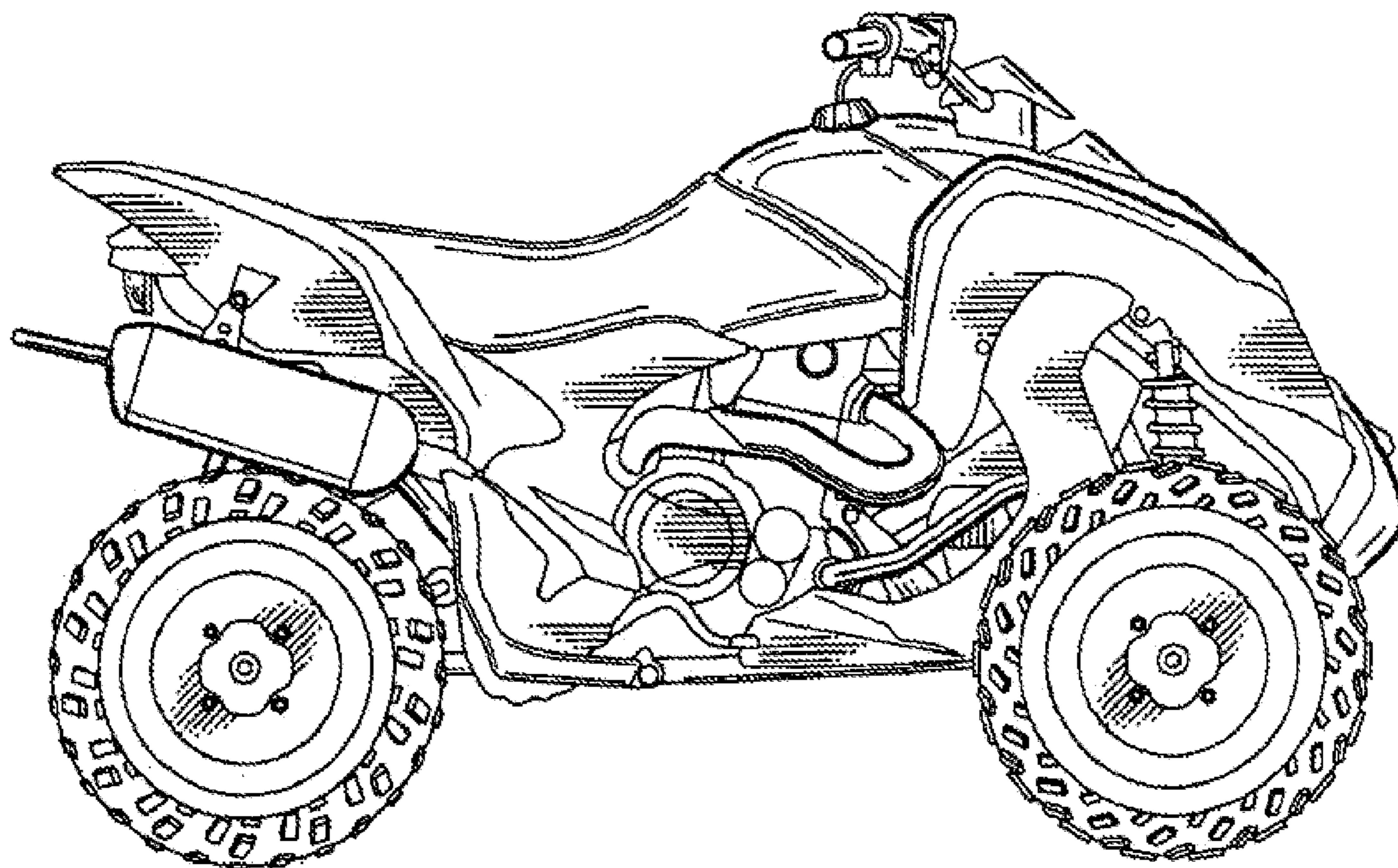


FIG. 4



F I G. 5

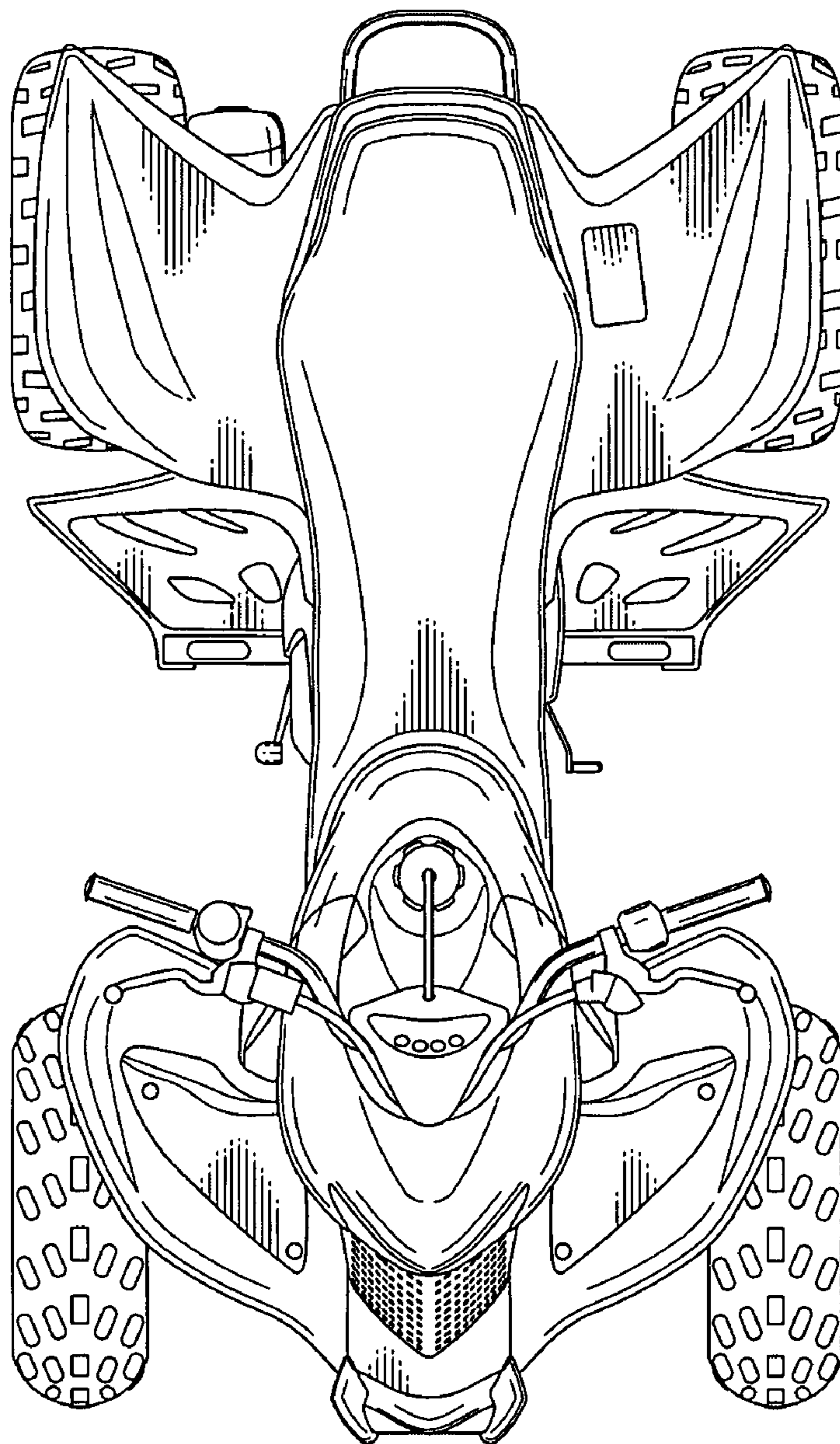


FIG. 6

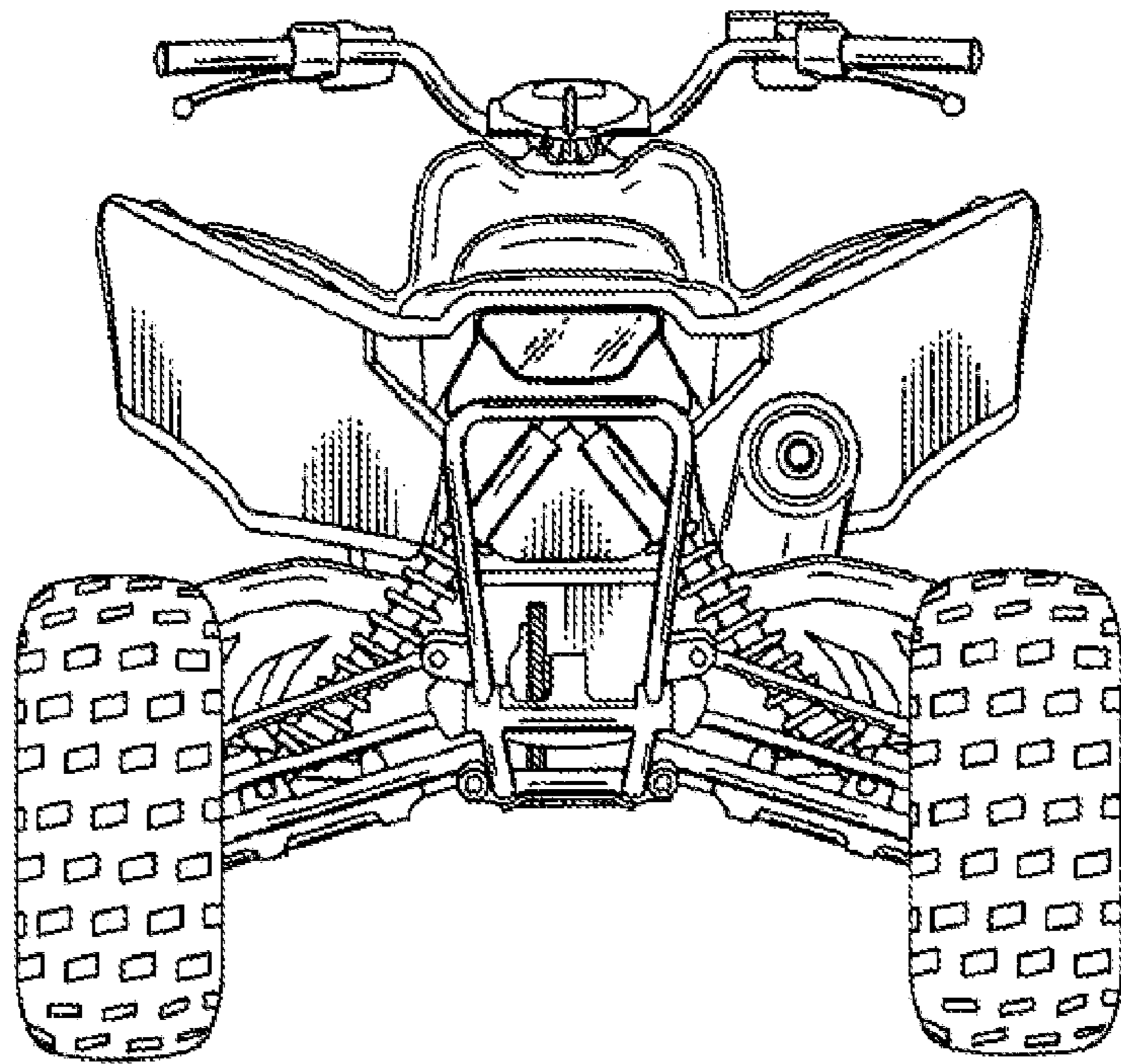


FIG. 7

