



US00D596528S

(12) **United States Design Patent**  
**Gurewitsch et al.**

(10) **Patent No.:** **US D596,528 S**  
(45) **Date of Patent:** **\*\* Jul. 21, 2009**

(54) **CONTAINER**

(75) Inventors: **Stanley Gurewitsch**, New York, NY  
(US); **Bruce Prince**, Englewood, NJ  
(US)

(73) Assignee: **Star Brite Illuminations Co.**, Ridgefield  
Park, NJ (US)

(\*\*) Term: **14 Years**

(21) Appl. No.: **29/296,569**

(22) Filed: **Oct. 23, 2007**

(51) **LOC (9) Cl.** ..... **11-02**

(52) **U.S. Cl.** ..... **D11/151; D26/19**

(58) **Field of Classification Search** ..... D6/403-405,  
D6/556; D11/143-156; D19/77, 81, 84;  
D25/100; D26/9, 16; D30/108, 109, 114,  
D30/119; 47/32.7, 33, 39, 41.01, 41.11-41.15,  
47/44-47, 65.5, 65.9, 66.1, 66.2, 66.6, 66.7,  
47/67-70

See application file for complete search history.

(56) **References Cited**

**U.S. PATENT DOCUMENTS**

1,405,568 A \* 2/1922 Conklin ..... 47/68  
D71,098 S \* 9/1926 Banner et al. .... D23/409  
D84,030 S \* 4/1931 Elters ..... D11/156  
D118,230 S \* 12/1939 Fader ..... D11/156

D256,683 S \* 9/1980 Merritt ..... D11/156  
5,018,300 A \* 5/1991 Chiu et al. .... 47/67  
D389,091 S \* 1/1998 Dickinson et al. .... D11/156  
D412,368 S \* 7/1999 Gazzola et al. .... D26/16  
D426,297 S \* 6/2000 Phippen ..... D23/409  
D429,350 S \* 8/2000 Tingley ..... D26/7  
D461,917 S \* 8/2002 Horvath ..... D26/16  
D556,627 S \* 12/2007 Arev ..... D11/155  
2002/0139047 A1 \* 10/2002 Haddad et al. .... 47/66.1  
2007/0122760 A1 5/2007 Dycus ..... 3/16

\* cited by examiner

*Primary Examiner*—Caron Veynar

*Assistant Examiner*—Garth Rademaker

(74) *Attorney, Agent, or Firm*—Lackebach Siegel LLP;  
Andrew F. Young

(57) **CLAIM**

The ornamental design for a container, as shown.

**DESCRIPTION**

FIG. 1 is a front, perspective view of a container according to the present invention.

FIG. 2 is a front elevation view thereof;

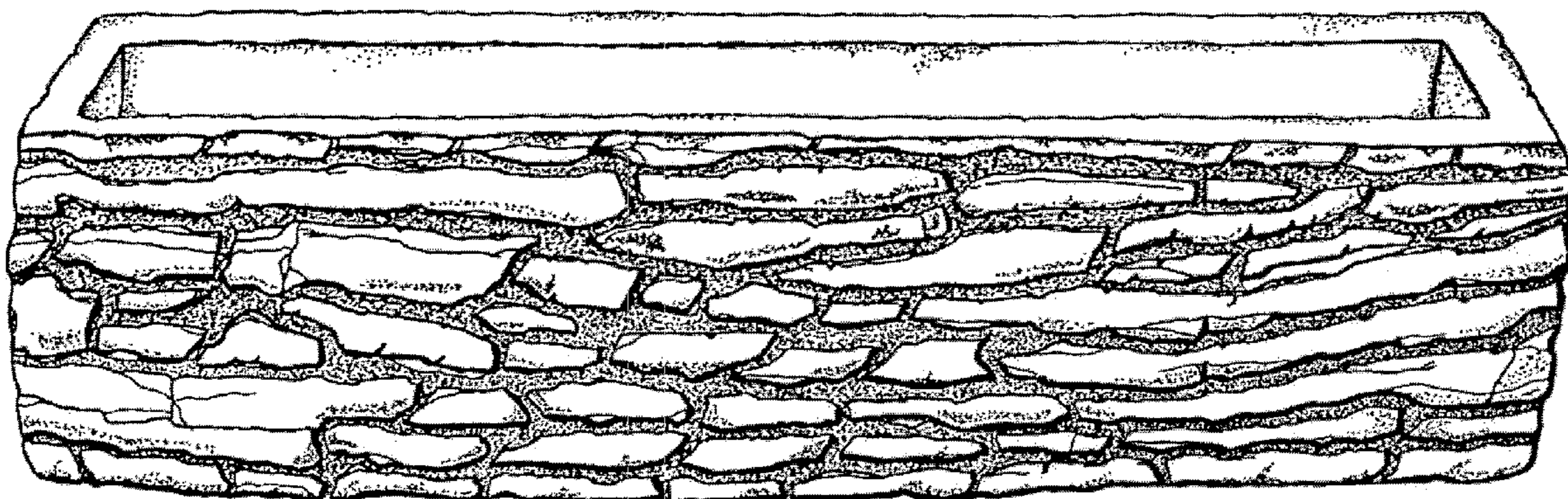
FIG. 3 is a rear elevation view thereof;

FIG. 4 is a bottom plan view thereof;

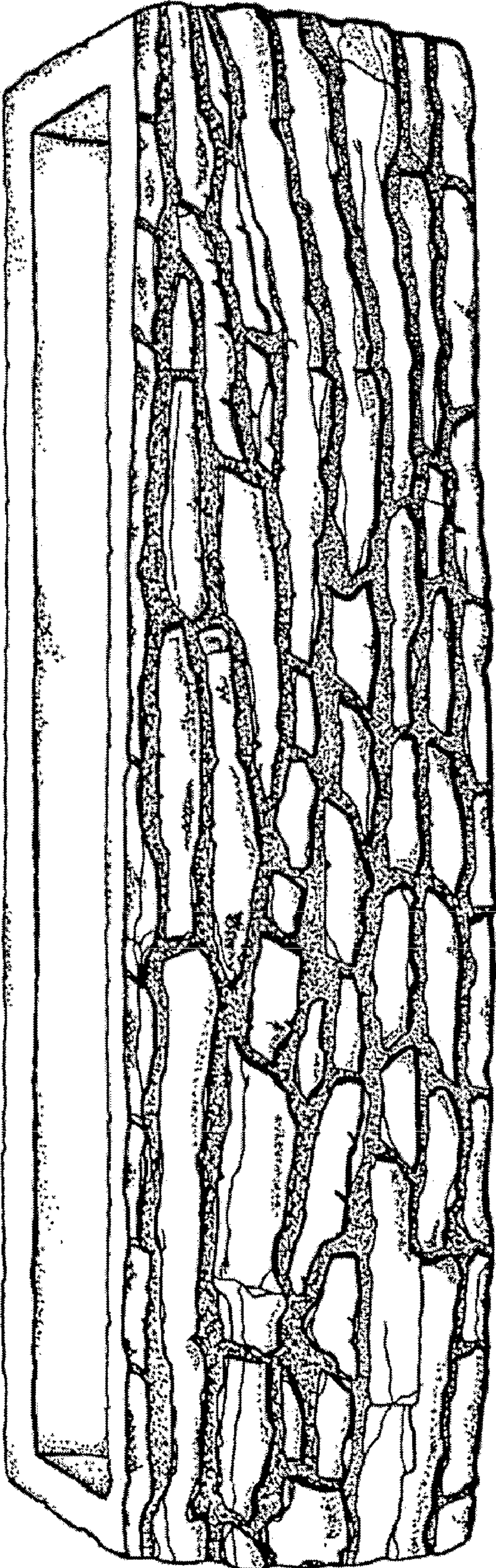
FIG. 5 is a left side elevation view thereof; and,

FIG. 6 is a right side elevation view thereof.

**1 Claim, 5 Drawing Sheets**

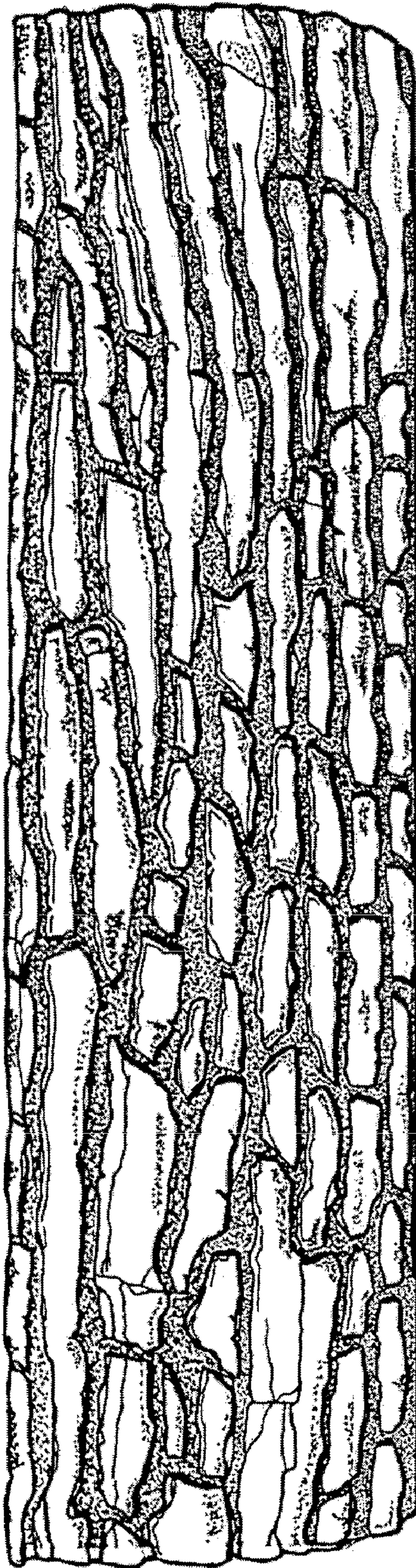







**Fig. 1**






**Fig. 2**



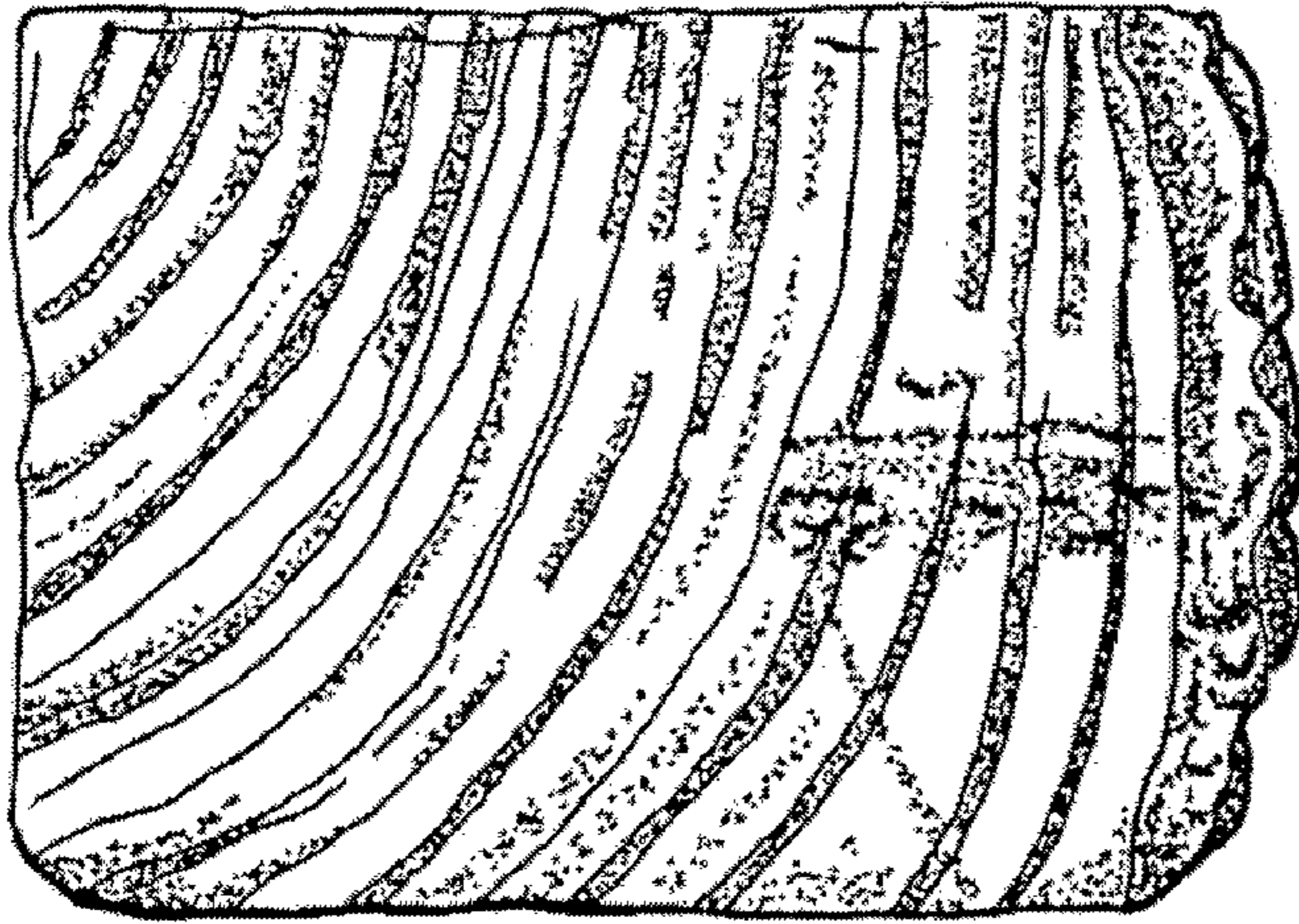


**Fig. 3**

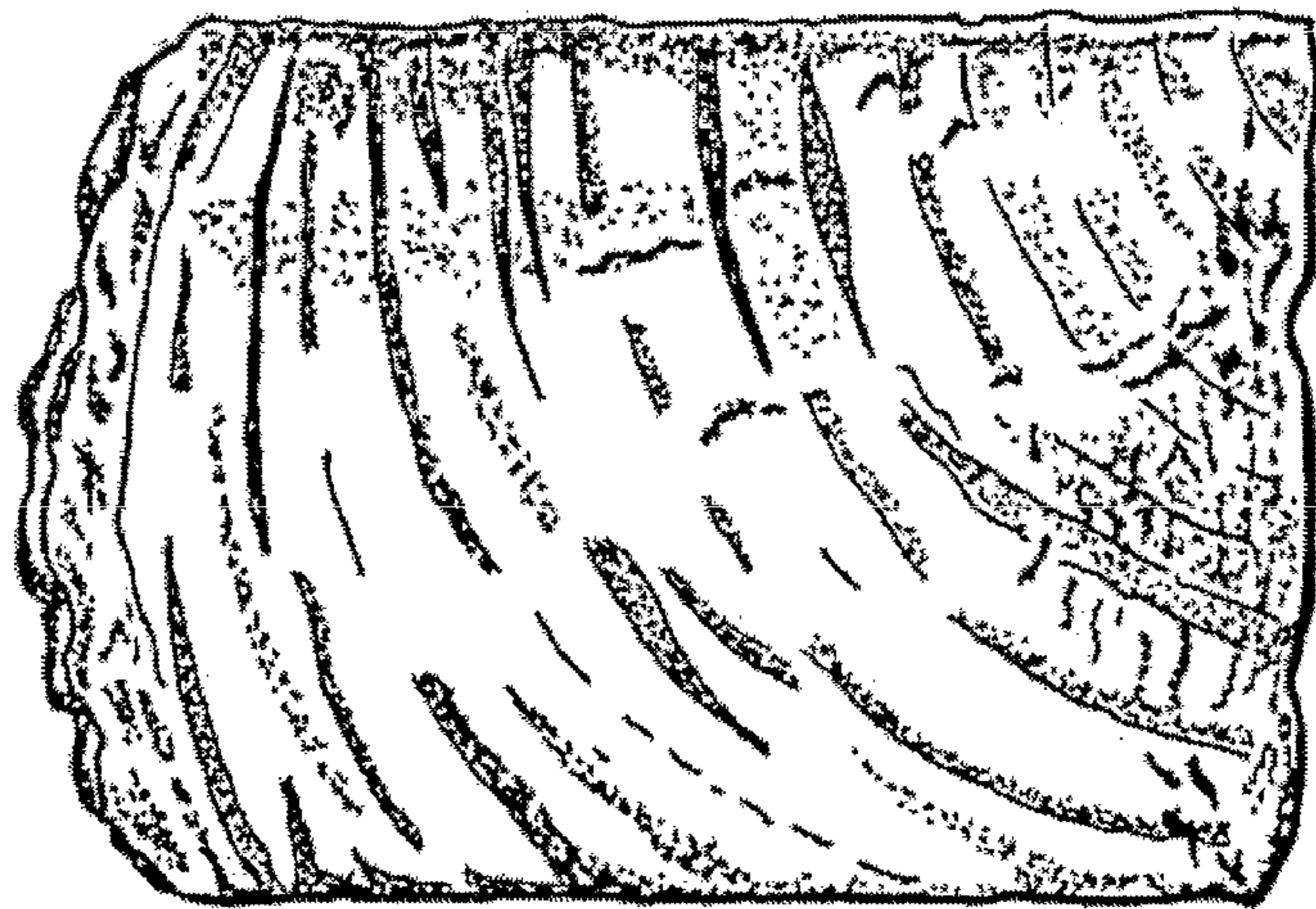


**Fig. 4**





**Fig. 5**



**Fig. 6**