



US00D596519S

(12) **United States Design Patent**  
**Kesselman**

(10) **Patent No.:** **US D596,519 S**  
(45) **Date of Patent:** **\*\* Jul. 21, 2009**

(54) **HANDHELD SCALE WITH COVER**

(57) **CLAIM**

(76) Inventor: **Joshua David Kesselman**, 3315 W.  
Buckeye Rd., Ste. B, Phoenix, AZ (US)  
85009

The ornamental design for a handheld scale with cover, as shown and described.

(\*\*) Term: **14 Years**

**DESCRIPTION**

(21) Appl. No.: **29/312,568**

FIG. 1 is a top side perspective view of my new handheld scale with cover design

(22) Filed: **Oct. 31, 2008**

FIG. 2 is a top plan view of my new handheld scale with cover design

(51) **LOC (9) Cl.** ..... **10-04**

FIG. 3 is a bottom plan view of my new handheld scale with cover design

(52) **U.S. Cl.** ..... **D10/91**

FIG. 4 is a right side elevational view of my new handheld scale with cover design

(58) **Field of Classification Search** ..... D10/91;  
177/4, 25.12–25.16, 177, 199, 210 R, 238–245,  
177/262, 210 C, 30, 126, 127, DIG. 3; 324/692,  
324/512, 515, 806; 606/506, 547

FIG. 5 is a left side elevational view of my new handheld scale with cover design

See application file for complete search history.

FIG. 6 is a front elevational view of my new handheld scale with cover design

(56) **References Cited**

FIG. 7 is a rear elevational view of my new handheld scale with cover design

**U.S. PATENT DOCUMENTS**

FIG. 8 is a top side perspective view of my new handheld scale with cover design without the non-functioning removable cover attached

D521,887 S \* 5/2006 Huang ..... D10/91

D550,574 S \* 9/2007 Barmes et al. .... D10/91

D553,035 S \* 10/2007 Huang ..... D10/92

D588,032 S \* 3/2009 Kesselman ..... D10/91


FIG. 9 is a top plan view of my new handheld scale with cover design without the non-functioning removable cover attached; and,

\* cited by examiner

FIG. 10 is a right side elevational view of my new handheld scale with cover design without the non-functioning removable cover attached.

*Primary Examiner*—Antoine D Davis

**1 Claim, 8 Drawing Sheets**






FIG. 1

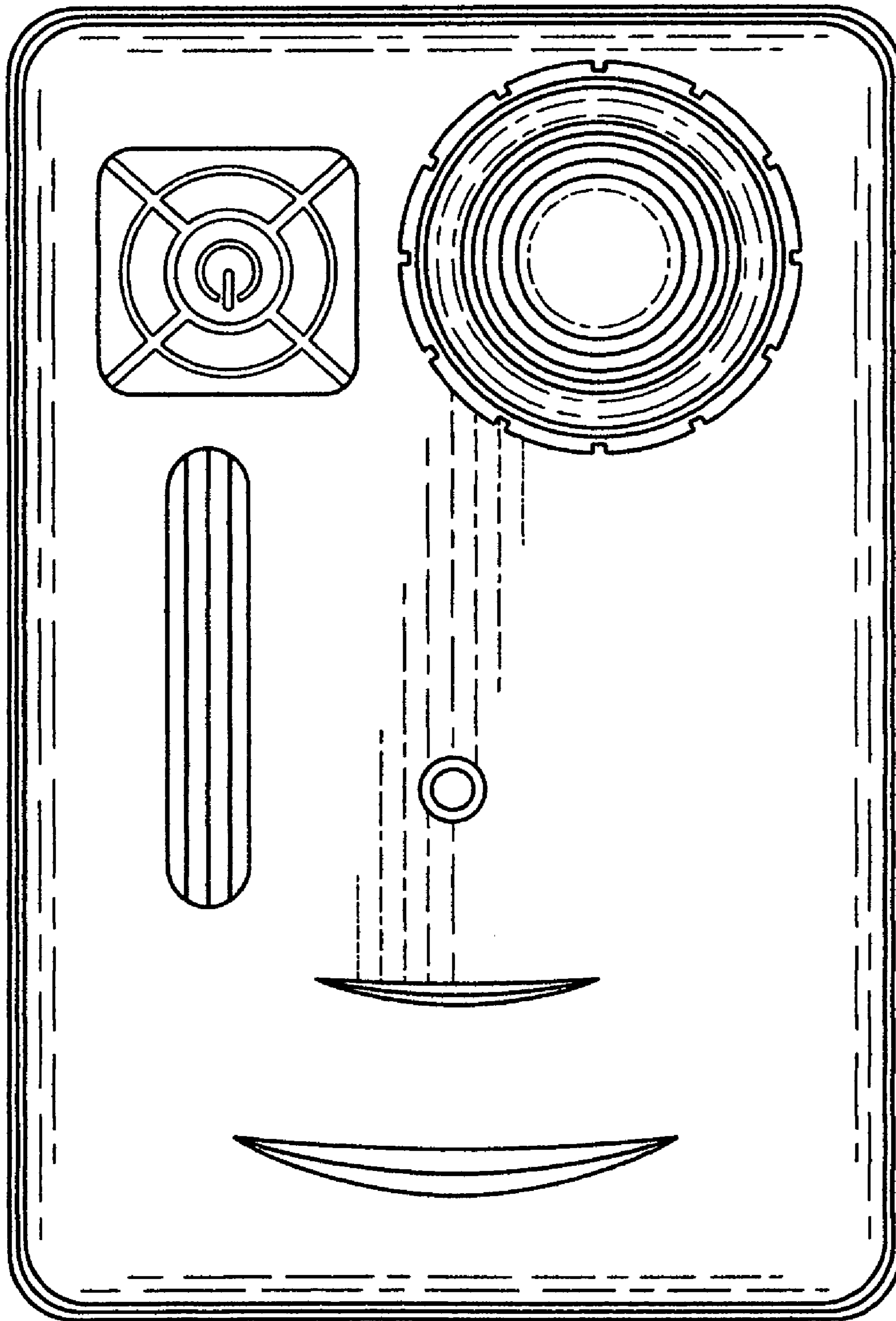


FIG. 2




FIG. 3

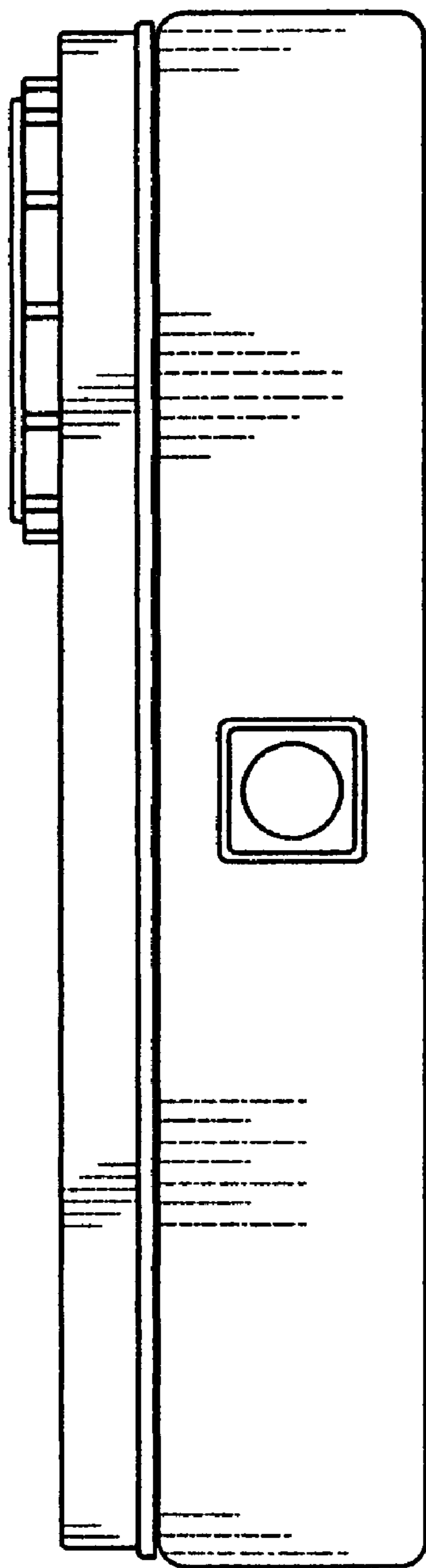


FIG. 4

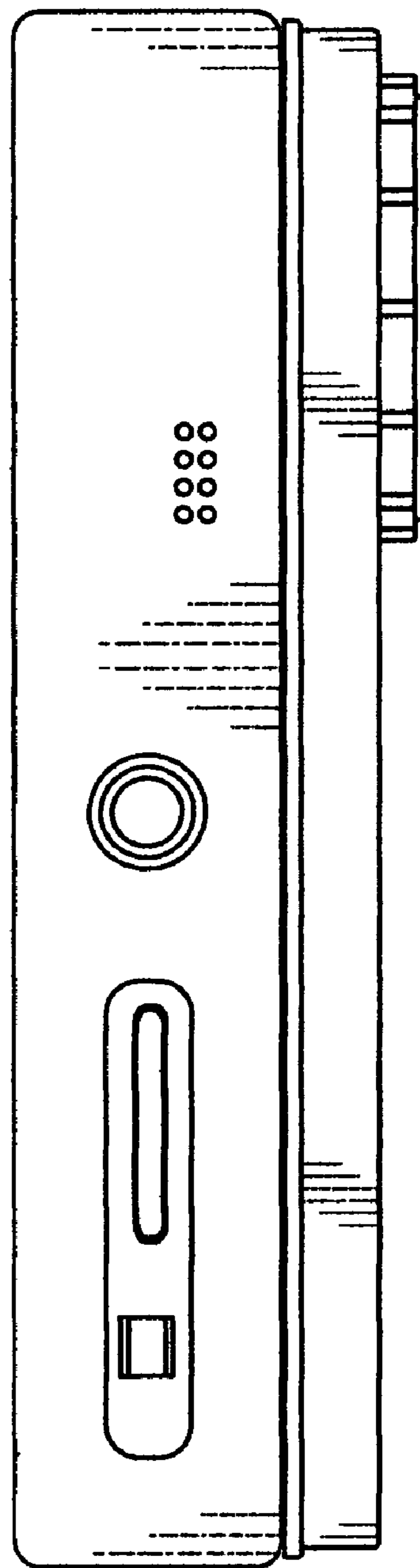


FIG. 5

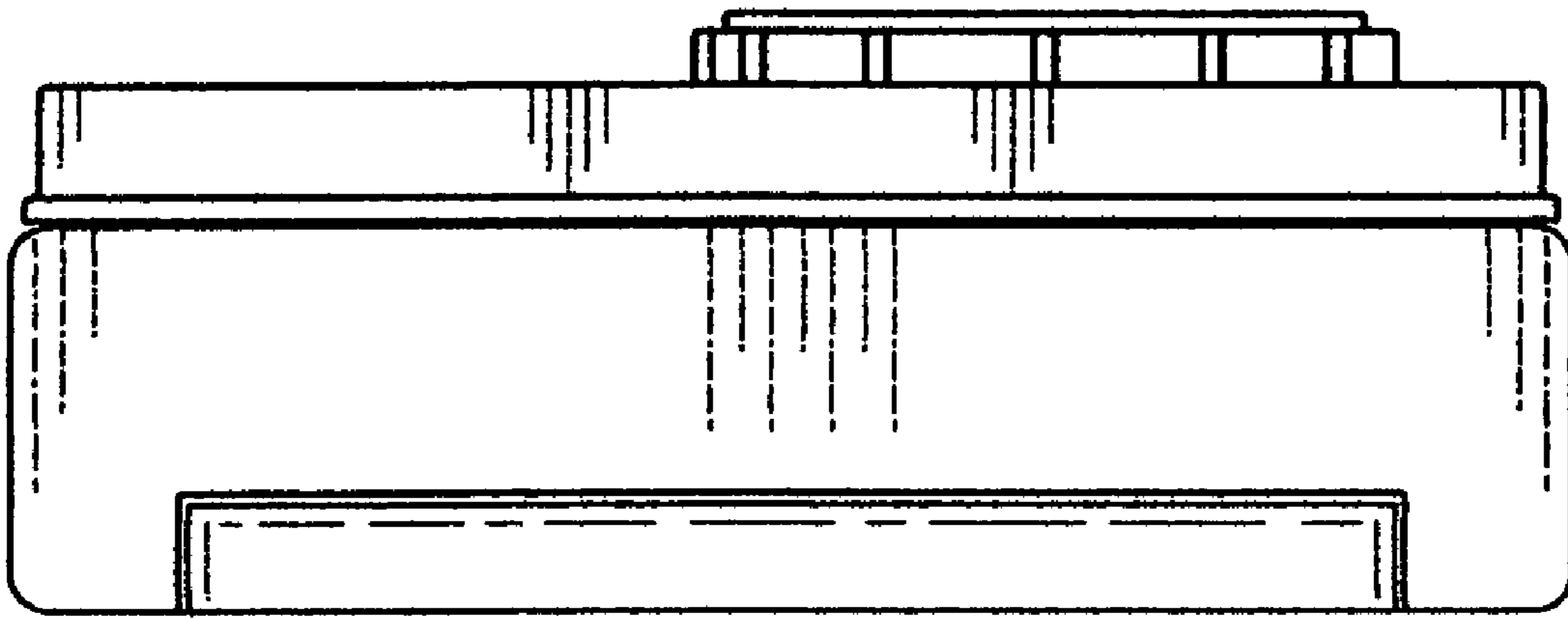


FIG. 6

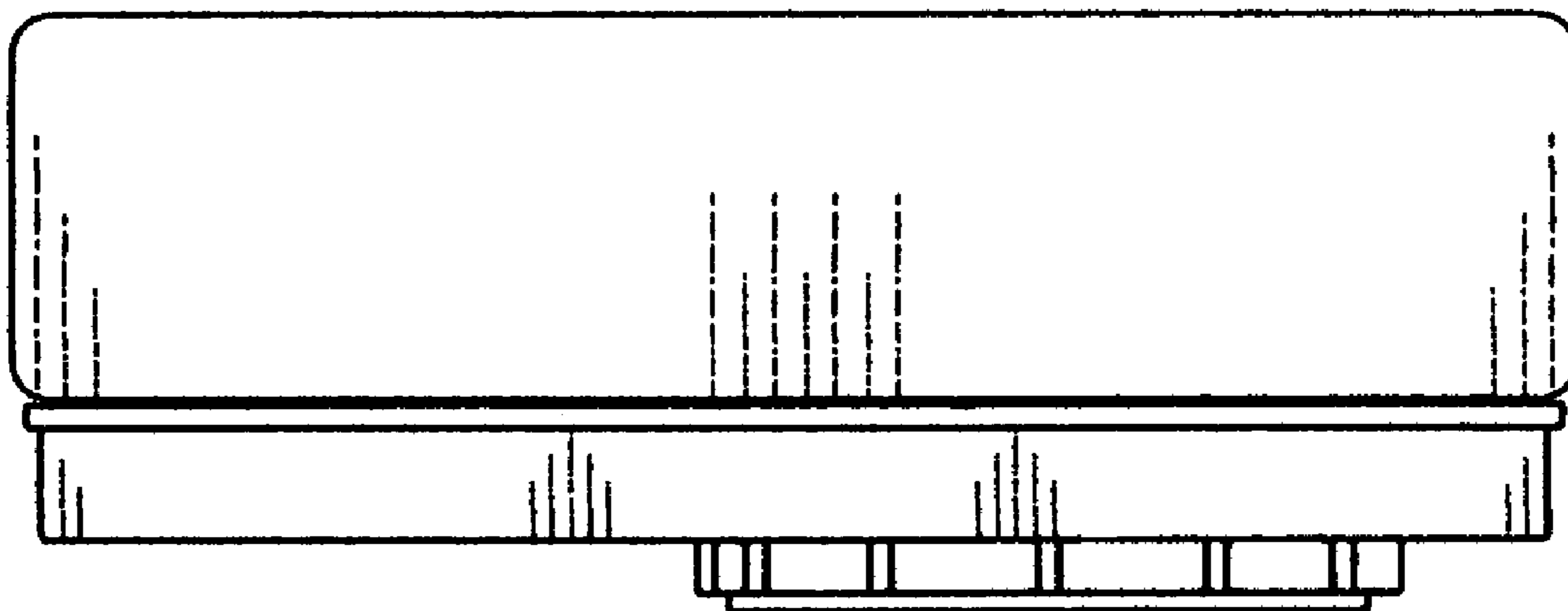


FIG. 7




FIG. 8




FIG. 9



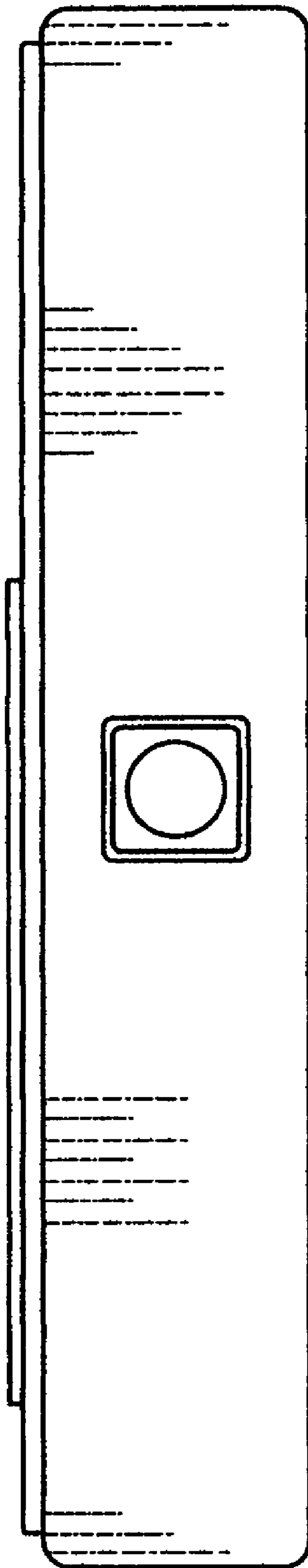


FIG. 10