



US00D596507S

(12) **United States Design Patent**
Hermanson et al.

(10) **Patent No.:** **US D596,507 S**
(45) **Date of Patent:** **** Jul. 21, 2009**

(54) **CLOCK**
(75) Inventors: **Terry Hermanson**, New York, NY (US);
Leslie Hermanson, New York, NY (US)
(73) Assignee: **Mr. Christmas Incorporated**, New
York, NY (US)
(**) Term: **14 Years**
(21) Appl. No.: **29/309,117**
(22) Filed: **Jun. 25, 2008**

D302,664 S * 8/1989 Dawson, Jr. D10/38
4,920,524 A 4/1990 Kotob 368/240
D330,678 S * 11/1992 Prudhomme D10/23
D362,643 S * 9/1995 Svast D10/126
5,694,376 A * 12/1997 Sullivan 368/82
5,896,348 A * 4/1999 Lyon 368/223
D416,809 S * 11/1999 Ragland D10/22
D432,023 S * 10/2000 Fox D10/2
D483,684 S * 12/2003 Kahil et al. D10/126
6,683,822 B2 1/2004 Cheng 368/240
D496,298 S * 9/2004 Kahil et al. D10/126
D531,521 S * 11/2006 Ali D10/6
D535,207 S * 1/2007 Skaggs D10/126
D540,694 S * 4/2007 Halsey D10/23

(51) **LOC (9) Cl.** **10-01**
(52) **U.S. Cl.** **D10/23**
(58) **Field of Classification Search** D10/1-29;
368/29, 30, 82-84, 239-242, 276, 285, 316,
368/317

* cited by examiner

Primary Examiner—Lucy Lieberman
(74) *Attorney, Agent, or Firm*—Fitzpatrick, Cella, Harper &
Scinto

See application file for complete search history.

(57) **CLAIM**

The design for a clock, substantially as show and described.

(56) **References Cited**

U.S. PATENT DOCUMENTS

D15,448 S * 10/1884 Scott D10/126
782,849 A * 2/1905 Hermance 368/246
1,115,396 A * 10/1914 Christensen 200/37 R
2,193,992 A * 3/1940 Vissing 368/82
D151,634 S * 11/1948 Hanna D10/126
3,754,392 A * 8/1973 Daniels 368/87
3,919,835 A * 11/1975 Kashio 368/82
3,958,409 A 5/1976 Manber 58/50
3,992,875 A 11/1976 Kashio 58/50
4,007,583 A * 2/1977 Johnson 368/29
4,041,692 A 8/1977 Marshino 58/50
4,702,615 A * 10/1987 Havel 368/82

DESCRIPTION

FIG. 1 is a perspective view, from the right side, of the clock
in accordance with the present invention;
FIG. 2 is a front elevational view of the clock;
FIG. 3 is a right side elevational view of the clock;
FIG. 4 is a top plan view of the clock;
FIG. 5 is a bottom plan view of the clock; and,
FIG. 6 is a left side elevation of the clock.

1 Claim, 2 Drawing Sheets

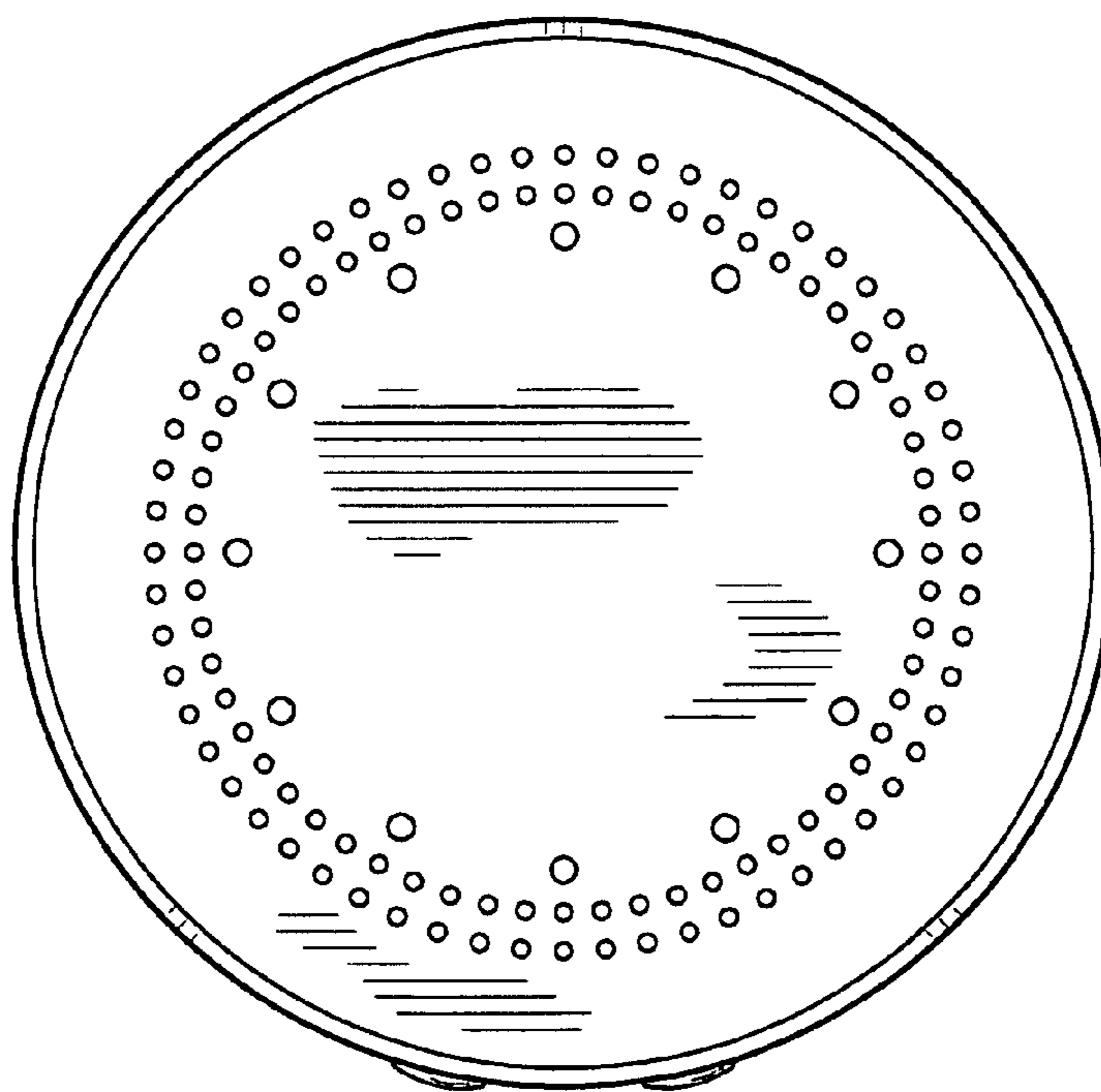


FIG. 1

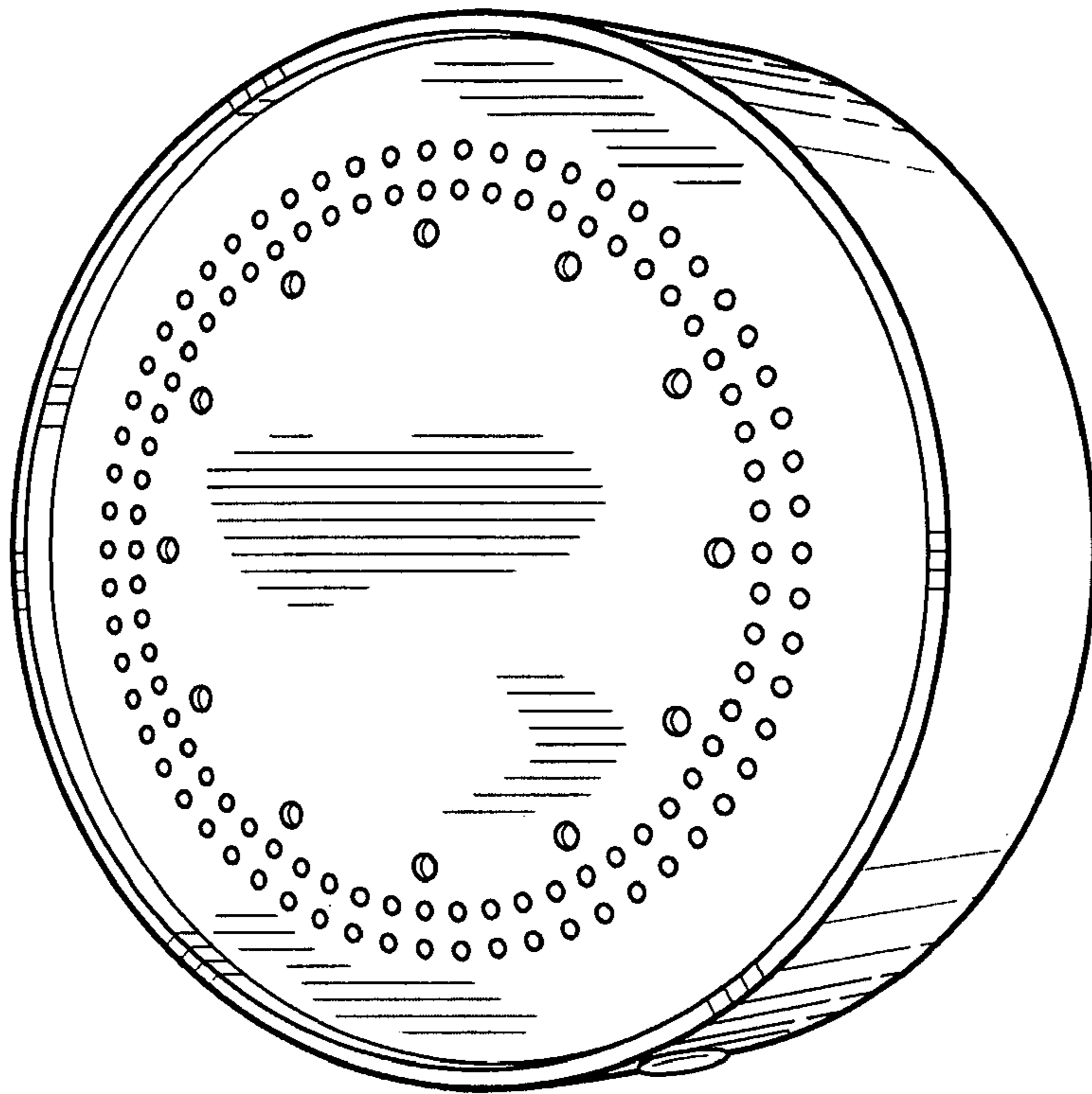


FIG. 2

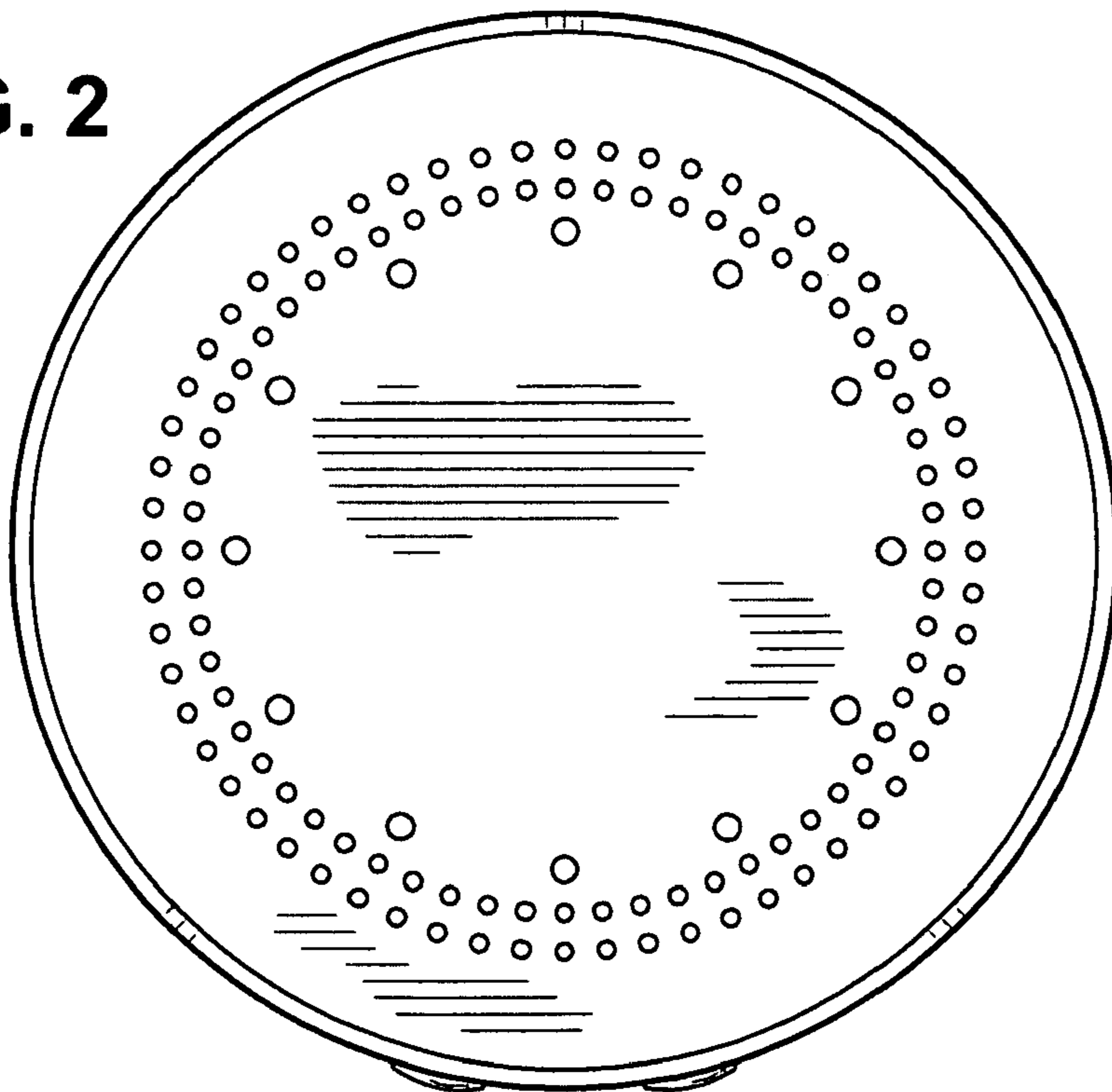


FIG. 3




FIG. 4




FIG. 5

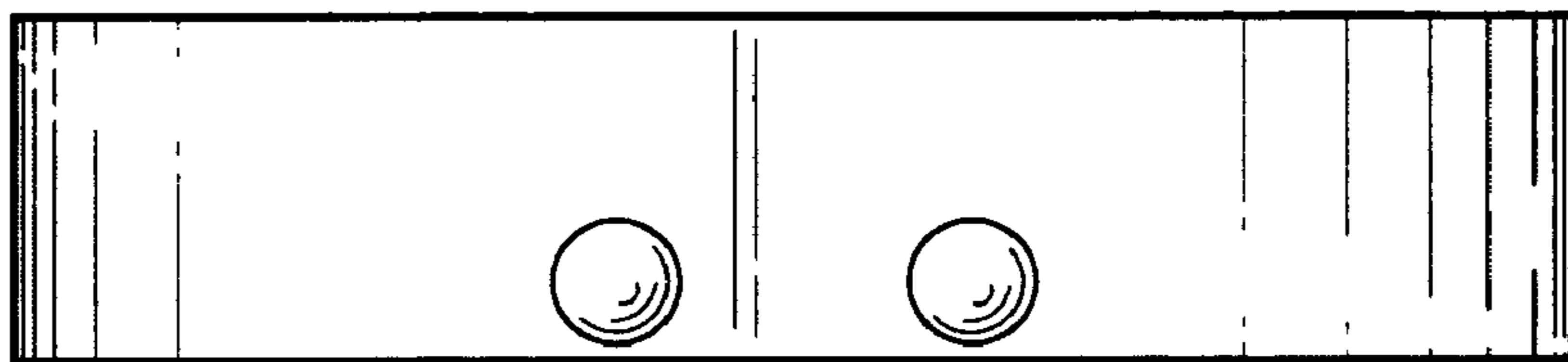



FIG. 6



UNITED STATES PATENT AND TRADEMARK OFFICE
CERTIFICATE OF CORRECTION

PATENT NO. : Des. 596,507 S
APPLICATION NO. : 29/309117
DATED : July 21, 2009
INVENTOR(S) : Terry Hermanson et al.

Page 1 of 1

It is certified that error appears in the above-identified patent and that said Letters Patent is hereby corrected as shown below:

ON COVER PAGE AT (57) CLAIM

“show” should read --shown--.

Signed and Sealed this

Seventeenth Day of November, 2009

A handwritten signature in black ink that reads "David J. Kappos". The signature is written in a cursive, flowing style.

David J. Kappos
Director of the United States Patent and Trademark Office