

US00D596497S

(12) **United States Design Patent**
Ichikawa et al.

(10) **Patent No.:** **US D596,497 S**
(45) **Date of Patent:** **** Jul. 21, 2009**

- (54) **POUCH**
- (75) Inventors: **Toru Ichikawa**, Tokyo (JP); **Koki Abe**, Tokyo (JP)
- (73) Assignee: **Hosokawa Yoko Co., Ltd.**, Tokyo (JP)
- (**) Term: **14 Years**
- (21) Appl. No.: **29/330,100**
- (22) Filed: **Dec. 29, 2008**
- (30) **Foreign Application Priority Data**
Jun. 30, 2008 (JP) 2008-016821
- (51) **LOC (9) Cl.** **09-05**
- (52) **U.S. Cl.** **D9/708**
- (58) **Field of Classification Search** D9/702-703,
D9/708, 705, 710, 714, 424, 499, 414, 430-432,
D9/434-435, 696, 447; 206/822, 459.5;
D24/118, 121; 383/61.1, 80-81, 103-104,
383/901, 119, 63; 220/288, 200, 890, 495.03;
215/328; 222/92, 107, 215; D7/317, 321
See application file for complete search history.

JP	10152162	A	6/1998
JP	10152162	T	6/1998
JP	10152162	W	6/1998
JP	10175650	A	6/1998
JP	10175650	T	6/1998
JP	10175650	W	6/1998
JP	10329848	A	12/1998
JP	10329848	T	12/1998
JP	10329848	W	12/1998
JP	1170948	A	3/1999
JP	11070948	T	3/1999
JP	11070948	W	3/1999
JP	2002104446	A	4/2002
JP	2002104446	Q	4/2002
JP	2002104446	T	4/2002
JP	2002211587	A	7/2002
JP	2002211587	T	7/2002
JP	2002211587	W	7/2002
JP	2002211588	A	7/2002
JP	2002211588	T	7/2002

(Continued)

OTHER PUBLICATIONS

U.S. Appl. No. 29/330,056, filed Dec. 29, 2008, Ichikawa et al.
Primary Examiner—Caron Veynar
Assistant Examiner—Abraham Bahta

(56) **References Cited**

U.S. PATENT DOCUMENTS

D446,445	S *	8/2001	Croft et al.	D9/696
D487,396	S *	3/2004	Scharnweber	D9/708
D490,303	S *	5/2004	Berman	D9/708
D519,848	S *	5/2006	Kirou et al.	D9/707
D526,573	S *	8/2006	Ueda	D9/702
D557,614	S *	12/2007	Murray	D9/708
D558,594	S *	1/2008	Kirou et al.	D9/707
D563,242	S *	3/2008	Murray	D9/708
D563,243	S *	3/2008	Murray	D9/710
D573,897	S *	7/2008	Berman	D9/708
D583,255	S *	12/2008	Castor	D9/708
D584,167	S *	1/2009	Murray	D9/708

FOREIGN PATENT DOCUMENTS

JP	3038038	T	3/1997
JP	3038038	U	3/1997

(57) **CLAIM**

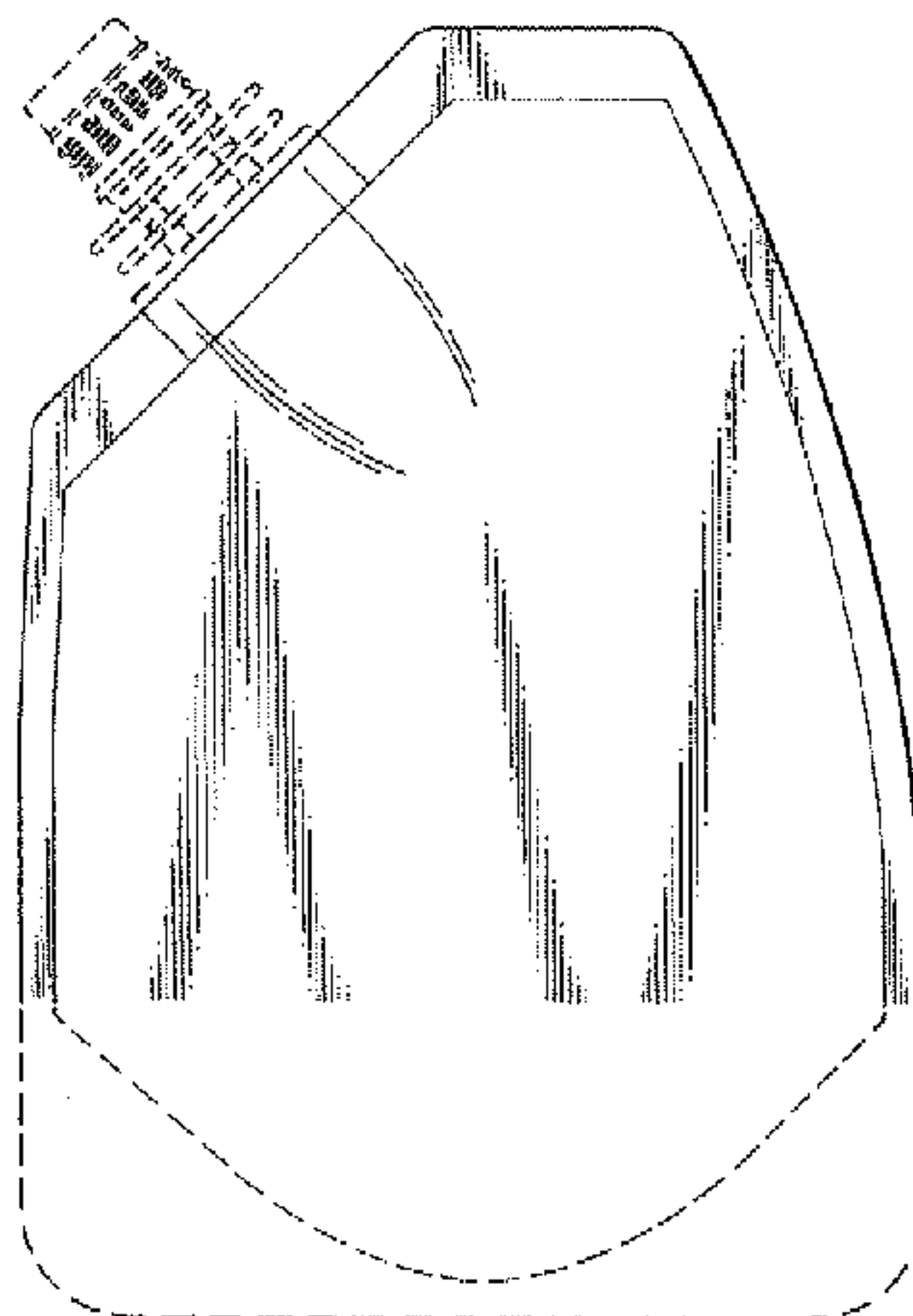
The ornamental design for a pouch, as shown and described.

DESCRIPTION

FIG. 1 is Front view of a pouch showing our new design;
FIG. 2 is Rear view thereof;
FIG. 3 is Left side view thereof;
FIG. 4 is Right side view thereof;
FIG. 5 is Top plan view thereof; and,
FIG. 6 is Bottom plan view thereof.

The broken lines are for illustrative purpose only and from no part of the claimed design.

1 Claim, 1 Drawing Sheet



US D596,497 S

Page 2

FOREIGN PATENT DOCUMENTS					
			JP	1247024 T	8/2005
			JP	1247025 T	8/2005
JP	2002211588 W	7/2002	JP	D1247024 S	8/2005
JP	2003146366 A	5/2003	JP	D1247025 S	8/2005
JP	2003146366 T	5/2003	JP	1254527 T	10/2005
JP	2003146366 W	5/2003	JP	1254911 T	10/2005
JP	1174816 T	6/2003	JP	D1254527 S	10/2005
JP	D1174816 S	6/2003	JP	D1254911 S	10/2005
JP	1208249 T	6/2004	JP	200682847 A	3/2006
JP	D1208249 S	6/2004	JP	2006082847 W	3/2006
JP	1221516 T	11/2004	JP	1286476 T	11/2006
JP	D1221516 S	11/2004	JP	1286743 T	11/2006
JP	2005112360 A	4/2005	JP	D1286476 S	11/2006
JP	2005112360 T	4/2005	JP	D1286743 S	11/2006
JP	2005112360 W	4/2005			
JP	2006082847 T	4/2005			

* cited by examiner

Fig.1

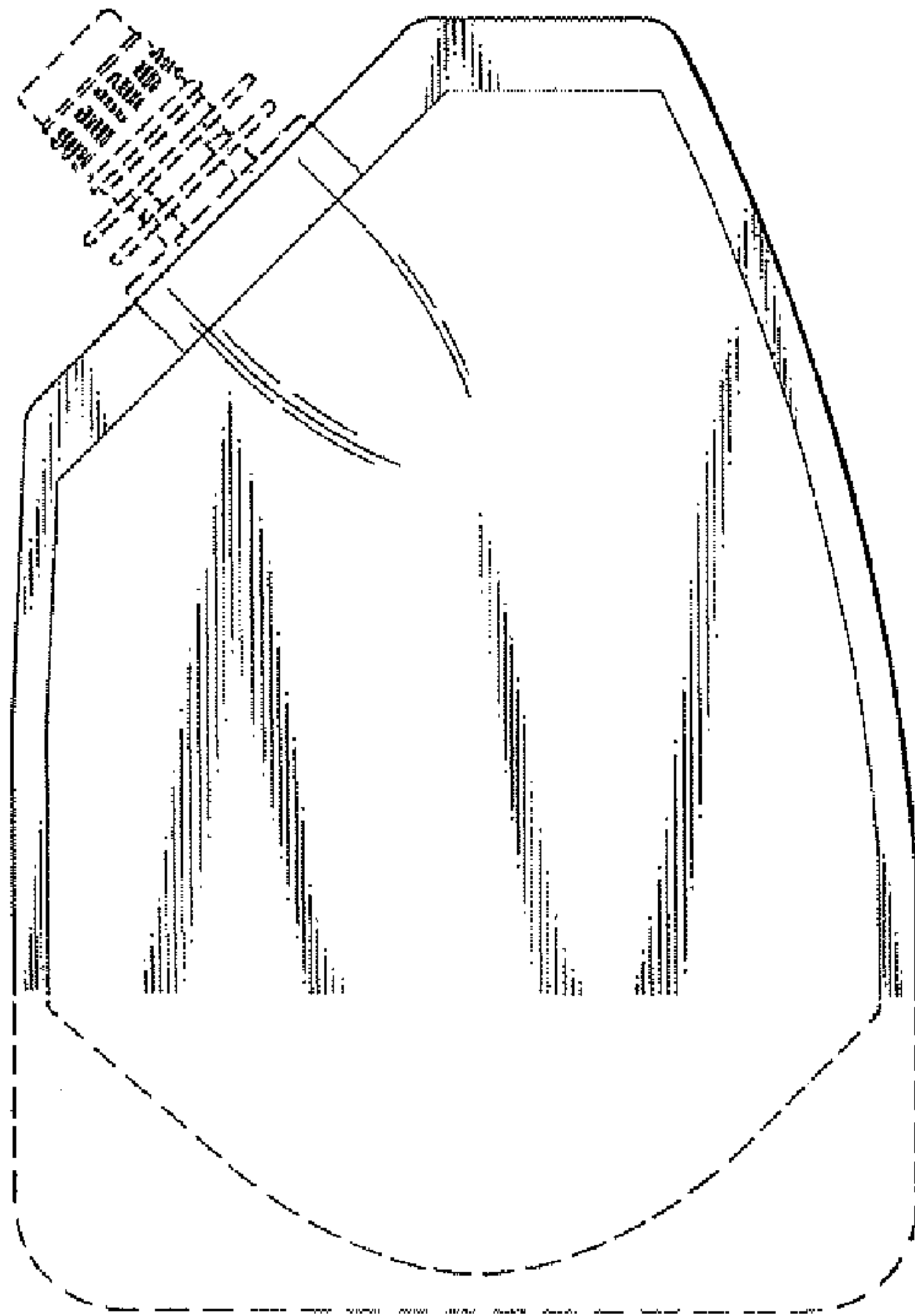


Fig.2

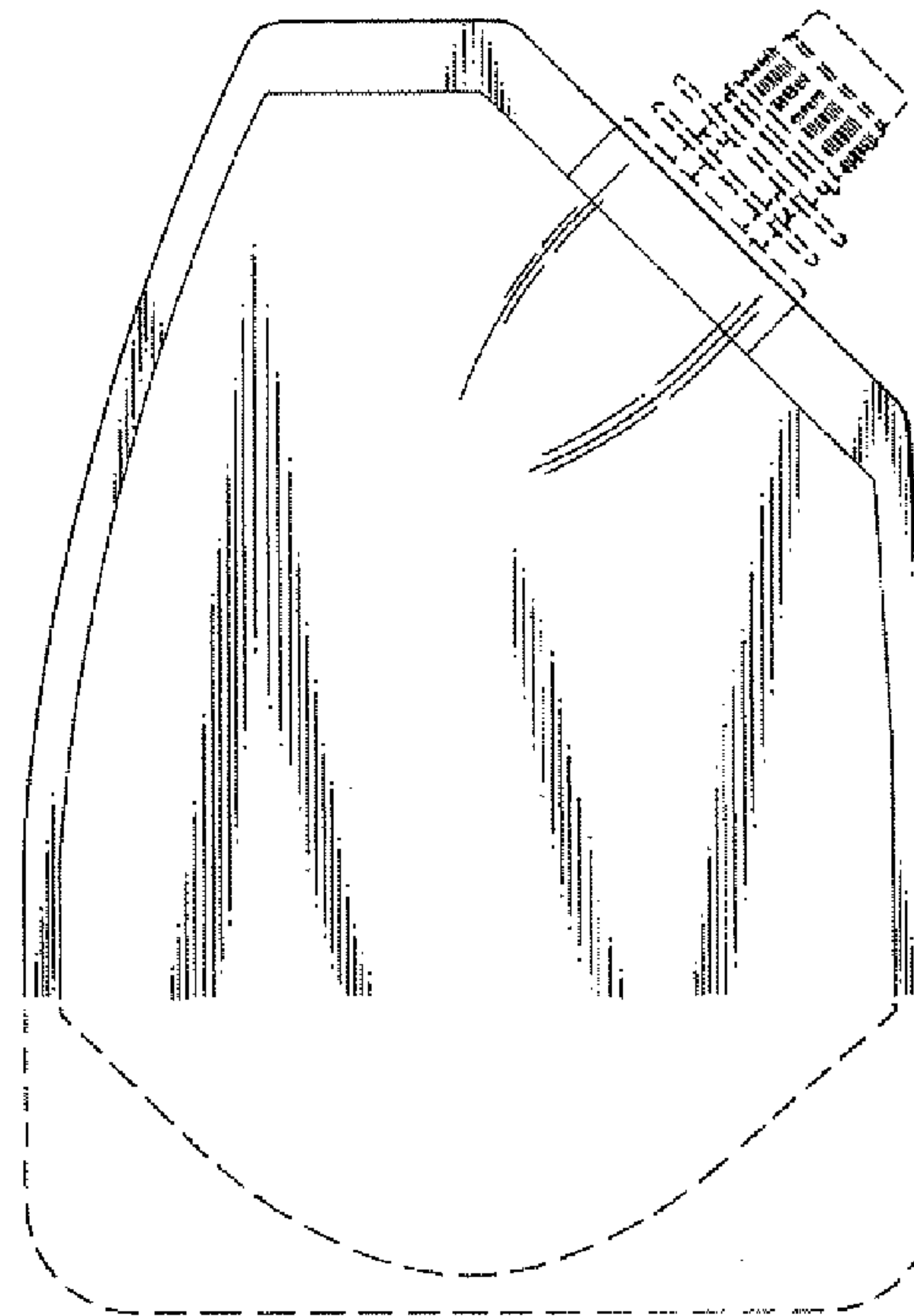


Fig.3

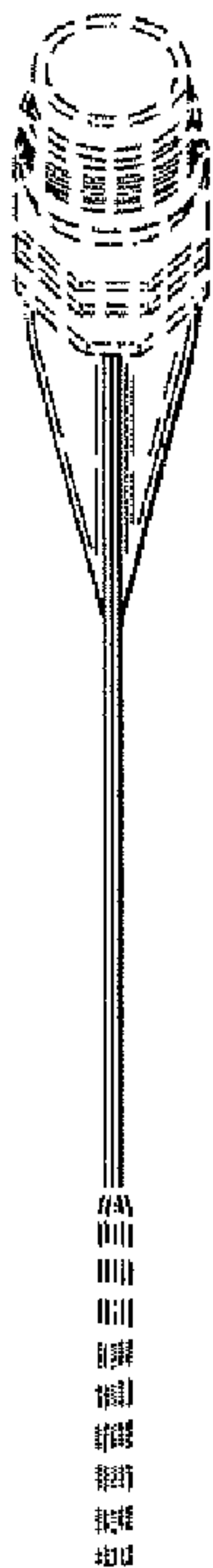


Fig.4




Fig.5

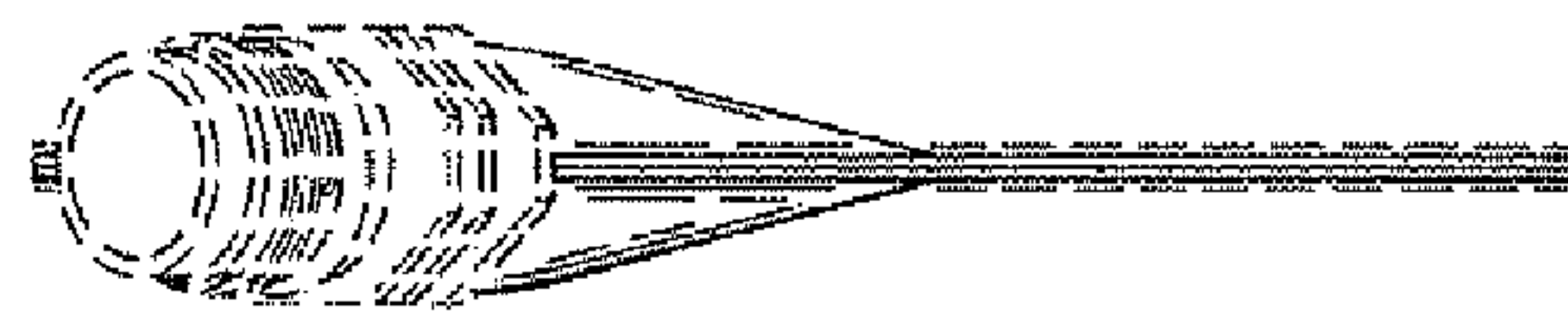


Fig.6

