



US00D596495S

(12) **United States Design Patent**
Dodd

(10) **Patent No.:** **US D596,495 S**
(45) **Date of Patent:** **** Jul. 21, 2009**

- (54) **DISSOLVING FILM PACKAGING**
- (75) Inventor: **Stephen Dodd**, Weybridge (GB)
- (73) Assignee: **SmithKline Beecham Corporation**, Philadelphia, PA (US)
- (**) Term: **14 Years**
- (21) Appl. No.: **29/324,645**
- (22) Filed: **Sep. 17, 2008**
- (51) **LOC (9) Cl.** **09-05**
- (52) **U.S. Cl.** **D9/707; D9/737; D9/415**
- (58) **Field of Classification Search** D9/695-698, D9/702, 707, 715, 720, 722, 737, 761, 414, D9/415, 416, 426; D28/4, 5, 8.1; 206/0.5, 206/77.1, 484, 484.1, 484.2, 524.7, 461-471, 206/806, 822; 383/1, 6, 7, 9, 22, 25, 26, 383/200, 207-209, 38, 40, 94, 105, 109, 383/902, 906, 907, 127; 510/293-297, 523, 510/439, 519, 520, 140, 220, 224
See application file for complete search history.

- (56) **References Cited**
U.S. PATENT DOCUMENTS
- 2,851,212 A * 9/1958 Parmer 383/200
- 3,462,069 A * 8/1969 Suominen 383/10
- 3,534,887 A * 10/1970 Ginsberg 222/107
- 3,891,775 A * 6/1975 Murray et al. 426/107

- 4,725,465 A * 2/1988 Lastovich 428/34.3
- D297,306 S * 8/1988 King D9/709
- 4,776,455 A * 10/1988 Anderson et al. 206/0.5
- 4,880,111 A * 11/1989 Bagwell et al. 206/209.1
- 5,132,036 A * 7/1992 Falou et al. 510/277
- D419,435 S * 1/2000 Bonfigli D9/707
- 6,488,146 B1 * 12/2002 Dotsikas 206/217
- 2004/0022458 A1 * 2/2004 Mobs et al. 383/37
- 2005/0254731 A1 * 11/2005 Berbert et al. 383/7
- 2006/0023976 A1 * 2/2006 Alvater et al. 383/210
- 2007/0205127 A1 * 9/2007 Barndt et al. 206/484

* cited by examiner

Primary Examiner—Catherine Tuttle
(74) *Attorney, Agent, or Firm*—Theodore R. Furman


(57) **CLAIM**

I claim the ornamental design for the dissolving film packaging, as shown and described.

DESCRIPTION

FIG. 1 is a perspective view of the dissolving film packaging showing my new design;
FIG. 2 is a front view thereof;
FIG. 3 is a top plan view thereof;
FIG. 4 is a bottom plan view thereof;
FIG. 5 is a left side view thereof; and,
FIG. 6 is a right side view thereof.

1 Claim, 4 Drawing Sheets






FIG. 1




FIG. 2



FIG. 3



FIG. 4



FIG. 5



FIG. 6