

US00D596483S

(12) **United States Design Patent**  
**Yehling**

(10) **Patent No.:** **US D596,483 S**

(45) **Date of Patent:** **\*\* Jul. 21, 2009**

(54) **BOLT HEAD**

(76) **Inventor:** **Brett Yehling**, 35700 Pauba Rd.,  
Temecula, CA (US) 92592

(\*\*) **Term:** **14 Years**

(21) **Appl. No.:** **29/320,207**

(22) **Filed:** **Jun. 23, 2008**

(51) **LOC (9) Cl.** ..... **08-08**

(52) **U.S. Cl.** ..... **D8/397; D8/387; D8/8**

(58) **Field of Classification Search** ..... D8/397,  
D8/399, 349, 8, 394, 382; 411/432, 108,  
411/353, 404, 410, 919, 147, 957; D15/138;  
D23/262

See application file for complete search history.

(56) **References Cited**

**U.S. PATENT DOCUMENTS**

910,192	A *	1/1909	Grouvelle et al. ....	138/38
2,397,216	A *	3/1946	Stellin .....	411/404
2,402,342	A *	6/1946	Phillips .....	411/404
2,944,692	A *	7/1960	Farrell et al. ....	220/560.06
D200,218	S *	2/1965	Curtiss .....	D8/387
4,464,957	A *	8/1984	Gill .....	81/460
D349,634	S *	8/1994	Skinner et al. ....	D8/8
D365,734	S *	1/1996	Skinner .....	D8/8
D370,395	S *	6/1996	Skinner et al. ....	D8/8

D484,386	S *	12/2003	Thomas et al. ....	D8/70
D487,235	S *	3/2004	Thomas et al. ....	D12/114
7,316,535	B2 *	1/2008	Chen .....	411/403
2005/0232722	A1 *	10/2005	Dilling .....	411/403

\* cited by examiner

*Primary Examiner*—Robert M Spear

*Assistant Examiner*—Cynthia Underwood

(74) *Attorney, Agent, or Firm*—QuickPatents, Inc.; Kevin Prince

(57) **CLAIM**

I claim the ornamental design for a bolt head, as shown and described.

**DESCRIPTION**

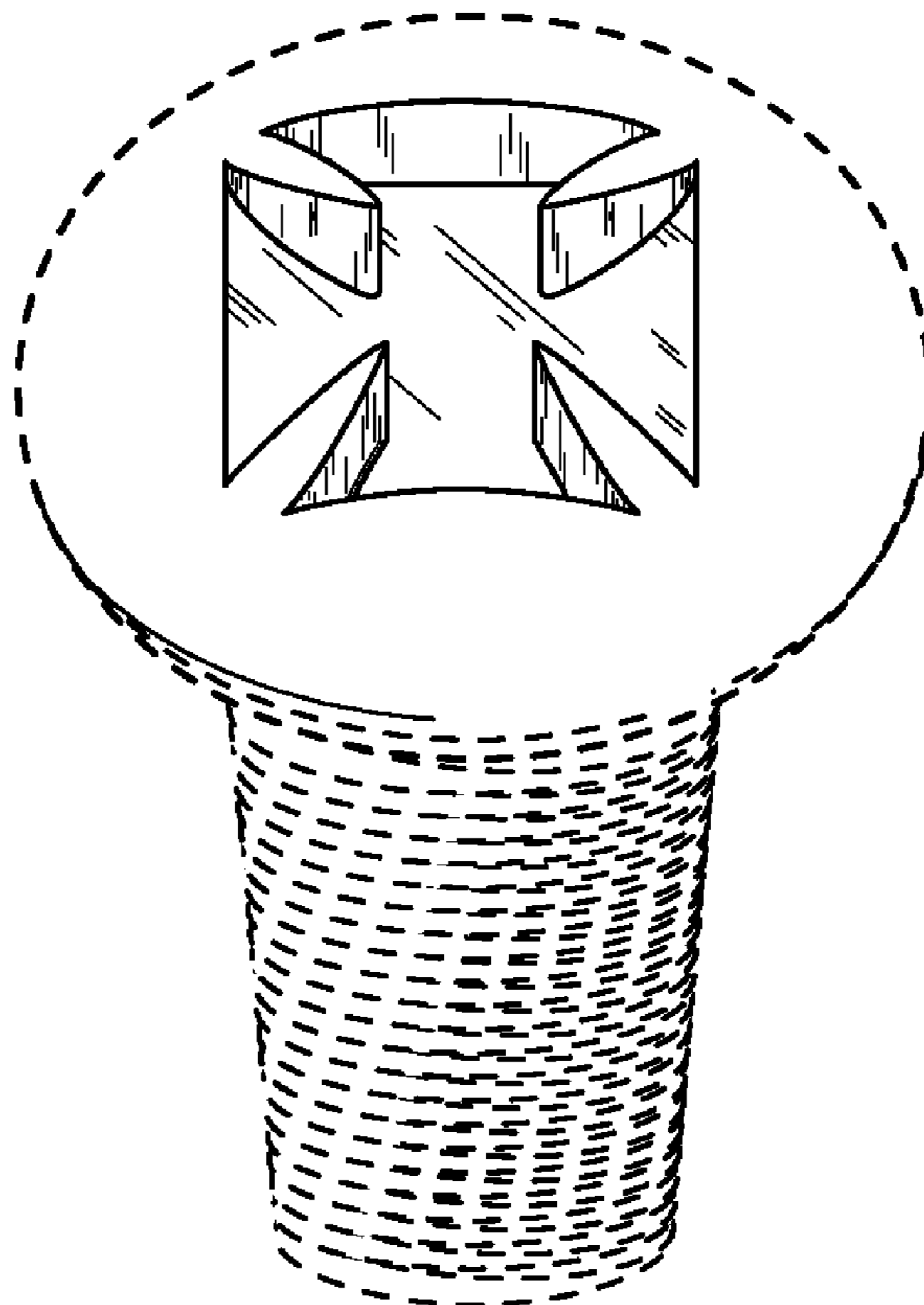
FIG. 1 is a perspective view of a bolt head, showing my new design;

FIG. 2 is a top plan view of the invention; and,

FIG. 3 is a left-side elevational view of the invention, the right-side elevational view, front elevational view, and rear elevational view being a mirror image thereof.

The broken lines showing a bolt head perimeter and threads in FIGS. 1, 2, and 3 are included for the purpose of illustrating environment and form no part of the claimed design.

**1 Claim, 1 Drawing Sheet**



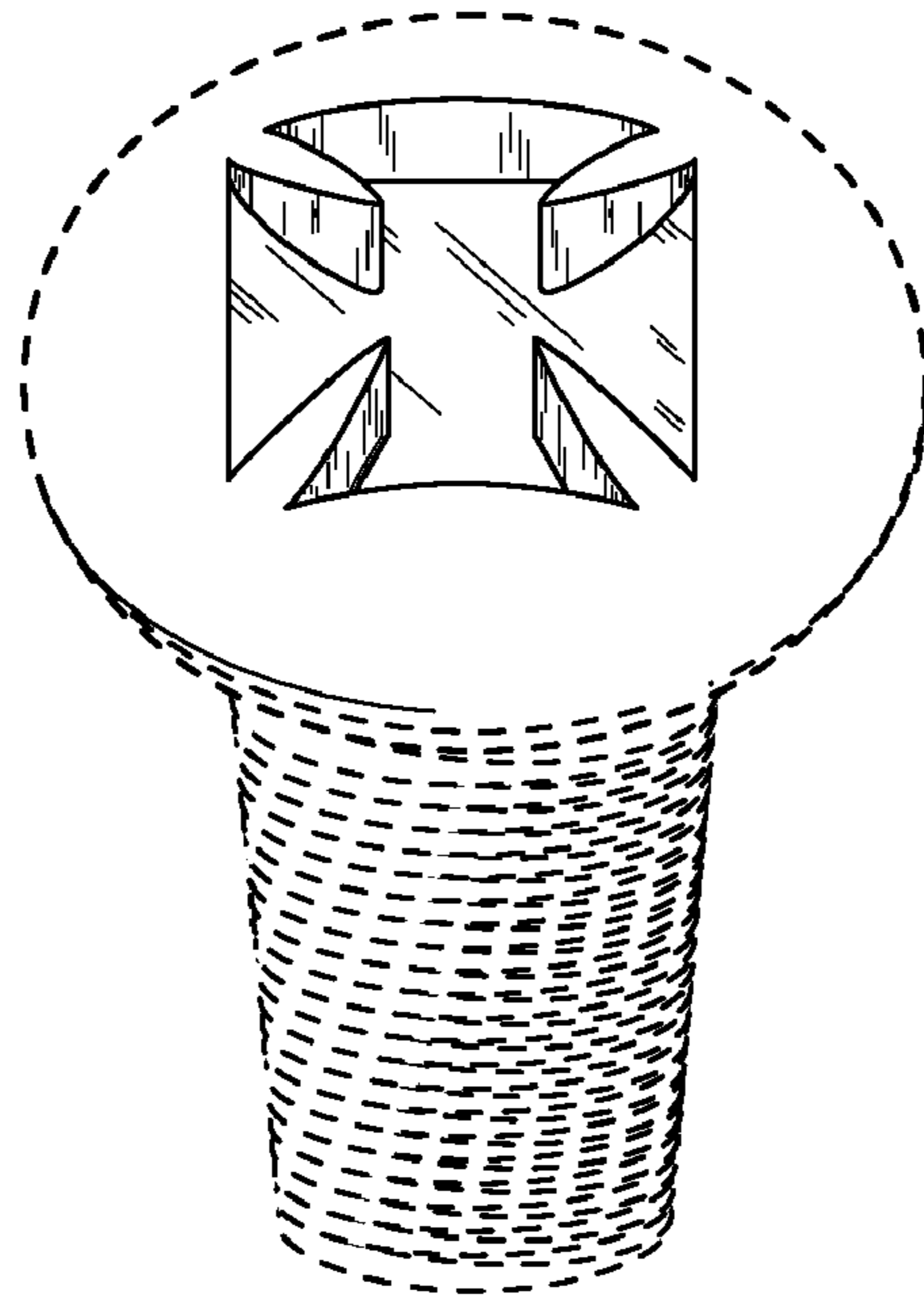


FIG. 1

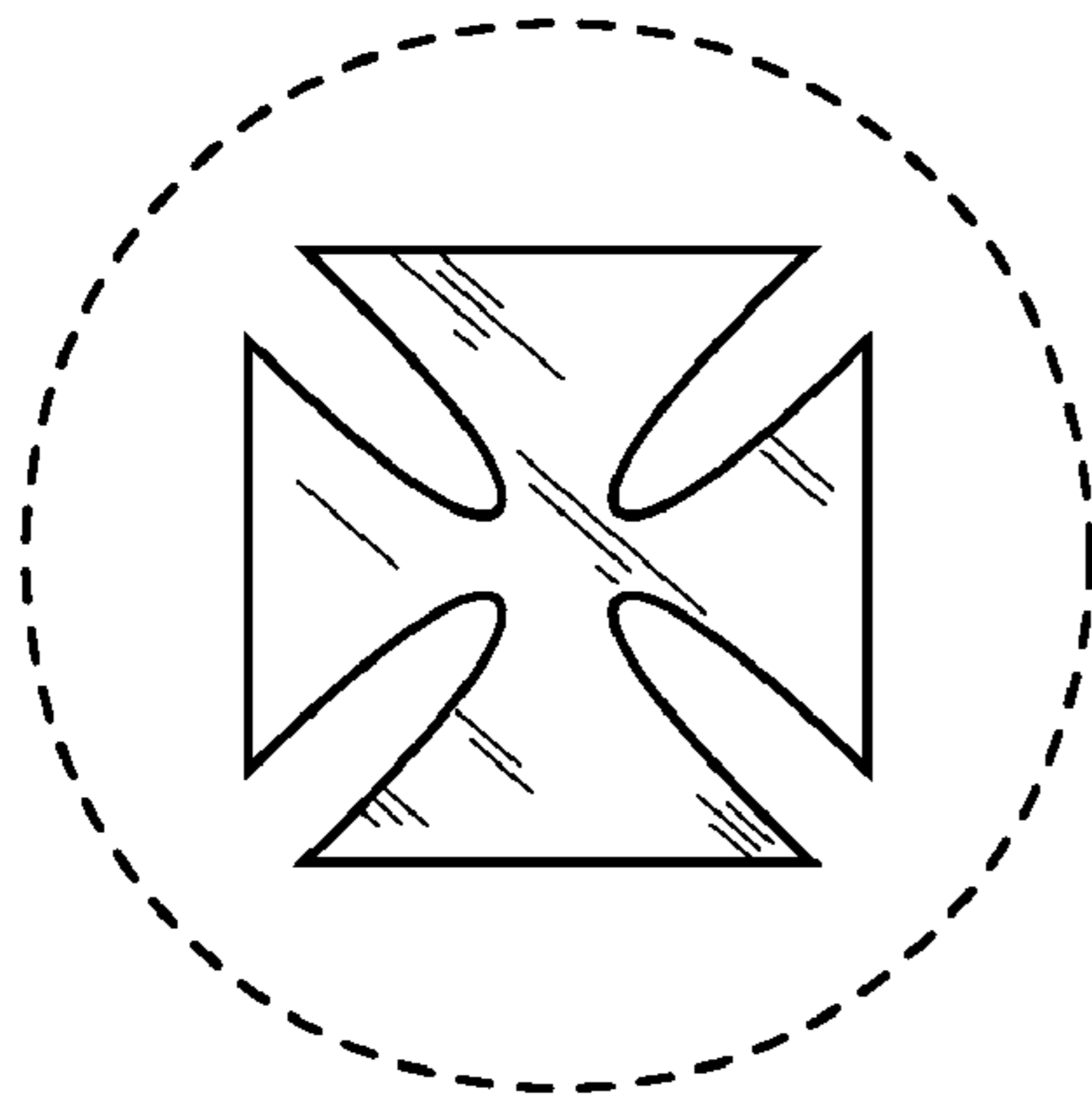


FIG. 2

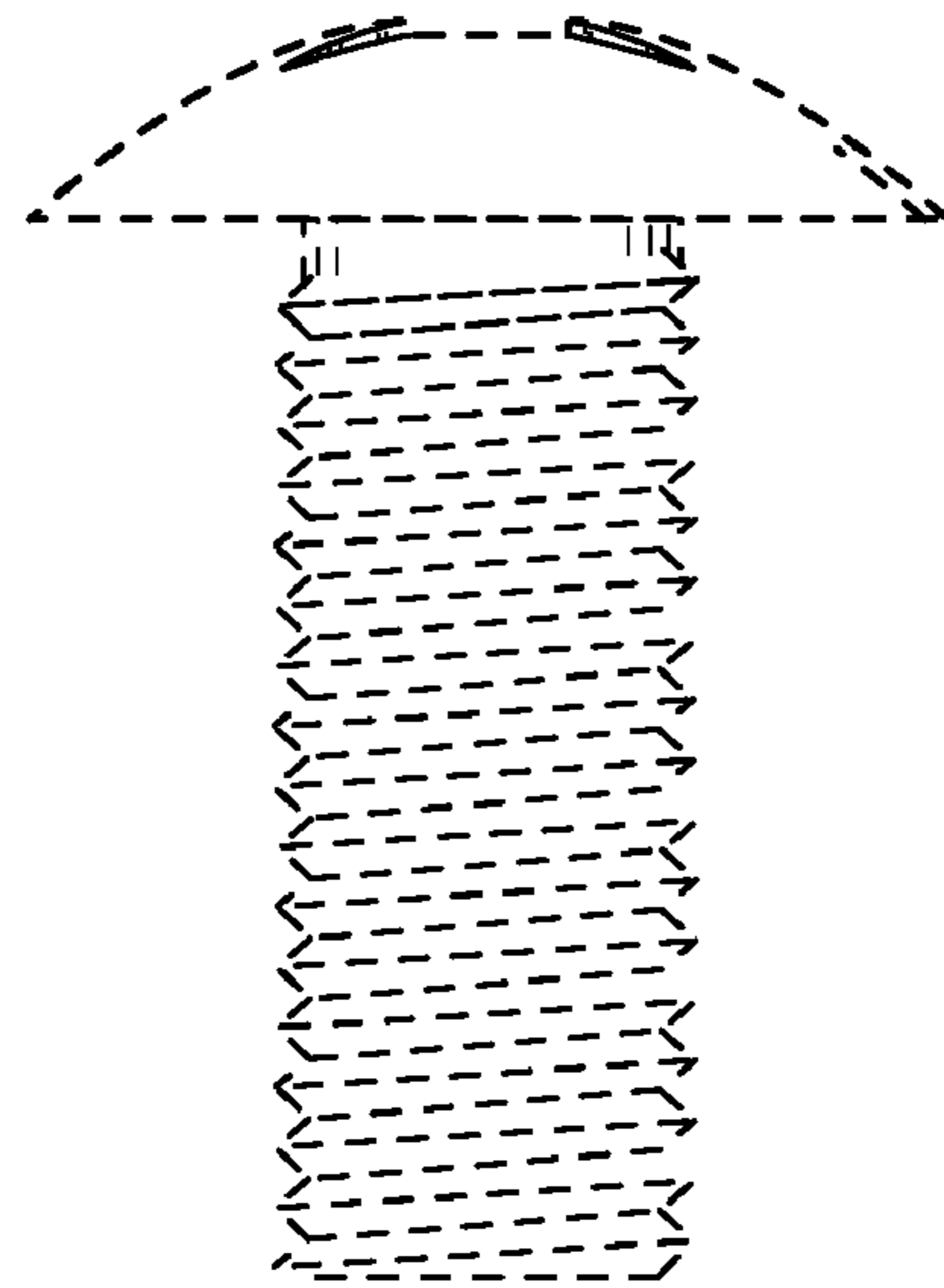


FIG. 3