



US00D596480S

(12) **United States Design Patent**  
**Murphy**

(10) **Patent No.:** **US D596,480 S**

(45) **Date of Patent:** **\*\* Jul. 21, 2009**

(54) **ELECTRICAL CORD SECURING STAKE**

(76) Inventor: **Richard Murphy**, 5055 Wachula Rd.,  
Myakka, FL (US) 34251

(\*\*) Term: **14 Years**

(21) Appl. No.: **29/305,375**

(22) Filed: **Mar. 19, 2008**

(51) **LOC (9) Cl.** ..... **08-08**

(52) **U.S. Cl.** ..... **D8/356**

(58) **Field of Classification Search** ..... D8/105,  
D8/107, 333, 349, 354, 356, 358, 367, 373,  
D8/382, 383, 394–396, 400; D13/155, 184;  
D26/76; 24/18, 197, 561; 174/68.3, 101,  
174/153 G, 650, 656; 242/400.1, 405.1,  
242/405.2, 600, 603; 248/65, 74.1–74.4,  
248/201, 214, 215, 229.26, 302, 304, 316.7,  
248/316.8; 439/131, 135, 142, 367, 369,  
439/371, 472, 501, 535

See application file for complete search history.

(56) **References Cited**

U.S. PATENT DOCUMENTS

D32,899 S \* 7/1900 Elliott ..... D12/407  
2,020,815 A \* 11/1935 Venzie ..... 52/357  
D100,600 S 5/1936 Luff  
2,268,727 A \* 1/1942 Taylor et al. .... 28/291  
2,561,937 A \* 7/1951 McMullen ..... 84/421  
2,747,823 A \* 5/1956 Swenholt ..... 248/85  
2,778,582 A \* 1/1957 Arthur ..... 242/405.1  
2,894,706 A 7/1959 Cappio  
D201,735 S \* 7/1965 Reich ..... D8/373  
3,226,468 A \* 12/1965 Patton et al. .... 174/503  
3,276,181 A \* 10/1966 Gilbert ..... 52/633  
D207,295 S \* 3/1967 Bradley ..... D8/356  
D218,874 S \* 9/1970 Whittaker ..... D19/91  
3,848,783 A \* 11/1974 Falk ..... 224/448  
D242,690 S \* 12/1976 Brown ..... D8/356  
4,135,668 A 1/1979 Winkler et al.  
D255,324 S \* 6/1980 Pierce ..... D8/380  
4,321,755 A \* 3/1982 Illgen ..... 33/393  
4,440,370 A 4/1984 Rood

4,489,902 A 12/1984 Chacones et al.  
D285,046 S \* 8/1986 Johde ..... D8/382  
D297,813 S \* 9/1988 Marx ..... D8/394  
D300,804 S \* 4/1989 Myers ..... D8/373  
D304,132 S \* 10/1989 Jackson ..... D3/215  
4,944,476 A 7/1990 Olson  
5,012,851 A \* 5/1991 Hannerstig ..... 160/348  
5,088,666 A 2/1992 Lang  
5,184,792 A 2/1993 Bernhard  
D334,529 S \* 4/1993 Guilbert ..... D8/356  
5,755,588 A 5/1998 Sweatman  
5,772,462 A 6/1998 Osten  
5,813,879 A 9/1998 Russo  
5,834,690 A 11/1998 Bastiaansen  
D404,071 S \* 1/1999 Shyu ..... D19/65  
6,056,580 A 5/2000 Cross  
6,080,004 A 6/2000 Kovacic et al.  
D429,143 S 8/2000 Weiss  
D442,472 S \* 5/2001 Thomas ..... D8/356  
D442,849 S \* 5/2001 Thomas ..... D8/356  
6,323,430 B1 \* 11/2001 Finona ..... 174/135  
6,361,000 B1 \* 3/2002 Jette ..... 248/49

(Continued)

Primary Examiner—T. Chase Nelson

Assistant Examiner—Karen Acker

(74) Attorney, Agent, or Firm—Maxey Law Offices PLLC;  
Stephen Lewellyn; Brittany J. Maxey

(57) **CLAIM**

The ornamental design for an electrical cord securing stake,  
as shown and described.

**DESCRIPTION**

FIG. 1 is a front elevation view of the electrical cord securing  
stake in accordance with my invention;

FIG. 2 is a top plan view of FIG. 1;

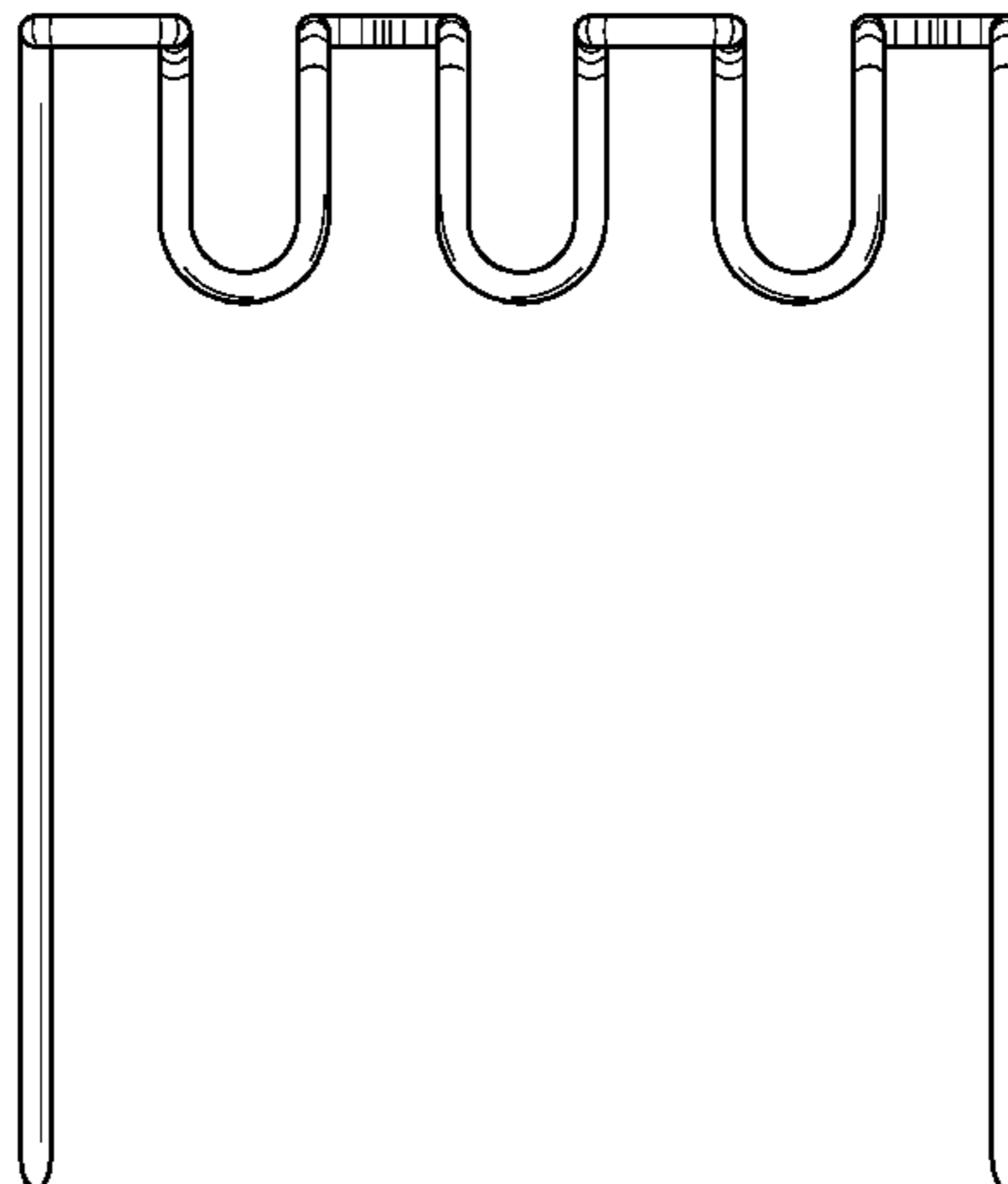
FIG. 3 is a bottom plan view of FIG. 1;

FIG. 4 is a right side elevation view of FIG. 1;

FIG. 5 is a left side elevation view of FIG. 1; and,

FIG. 6 is a back elevation view of FIG. 1.

**1 Claim, 4 Drawing Sheets**



# US D596,480 S

Page 2

---

## U.S. PATENT DOCUMENTS

6,484,888	B2 *	11/2002	Miller	.....	211/5	7,195,511	B1	3/2007	Ornt et al.	
6,672,546	B2 *	1/2004	Calleja	.....	248/58	D549,081	S *	8/2007	Lin et al.	..... D8/356
D498,963	S *	11/2004	Sung-Feng	.....	D6/553	D552,980	S *	10/2007	Svedberg	..... D8/395
6,926,236	B2 *	8/2005	Jette	.....	248/68.1	2005/0075003	A1	4/2005	Hartich	
7,081,004	B1	7/2006	Puzio			2005/0184203	A1	8/2005	Votypka	

\* cited by examiner

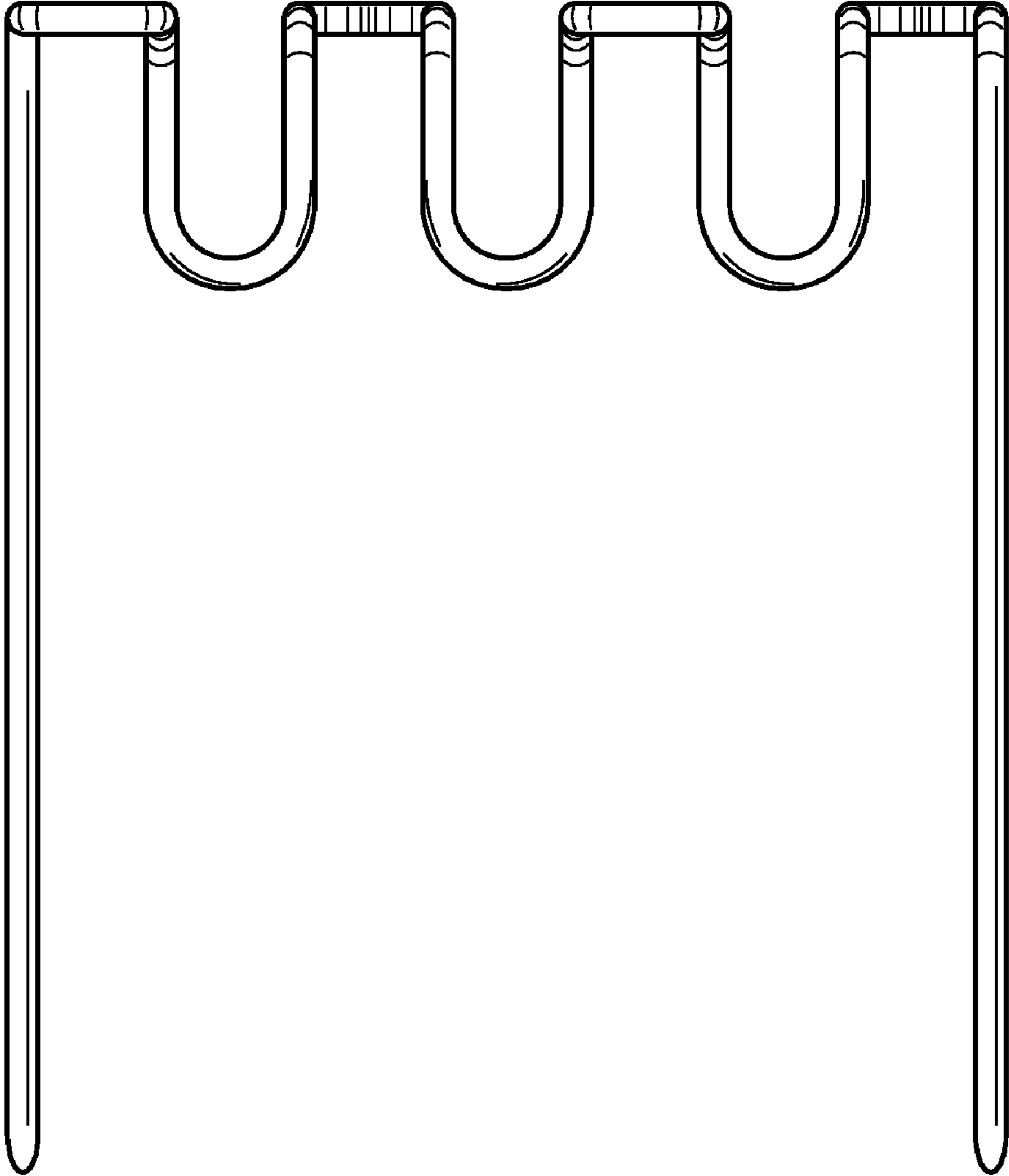


FIG. 1

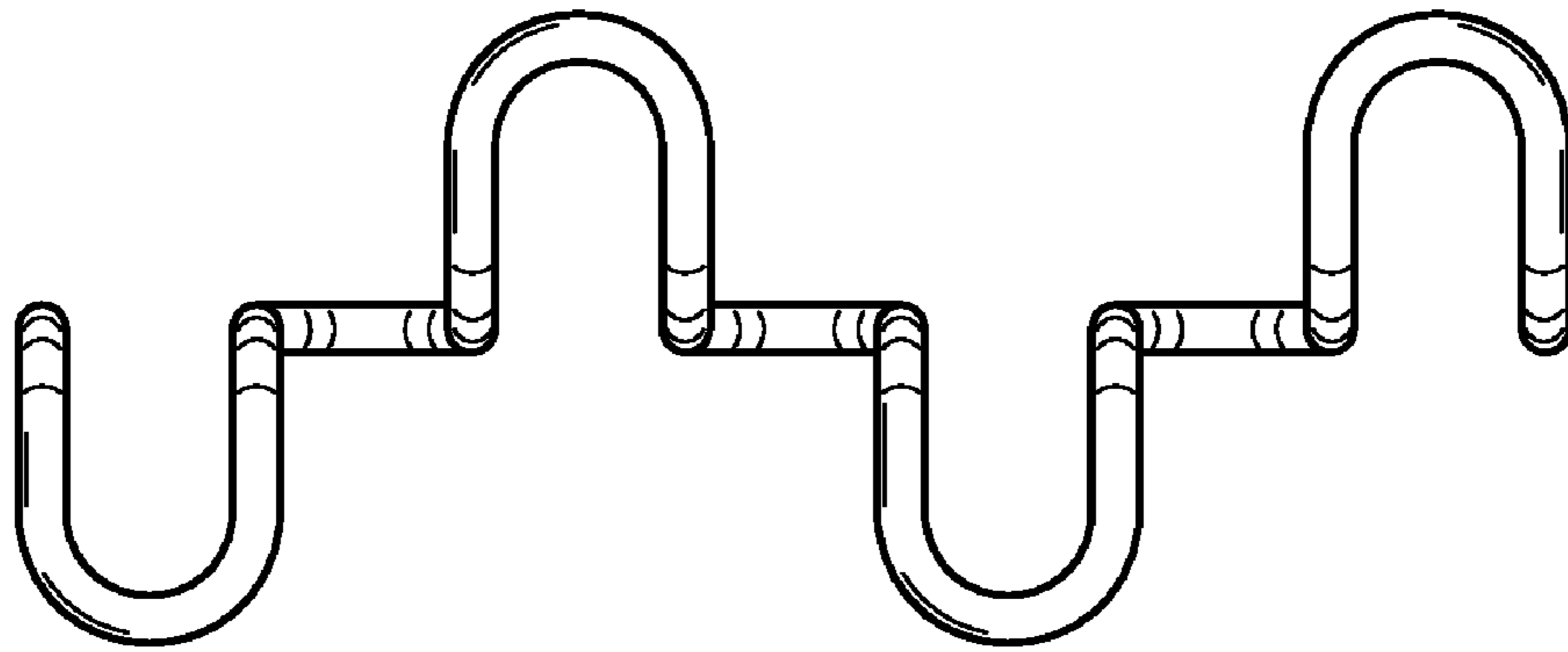


FIG. 2

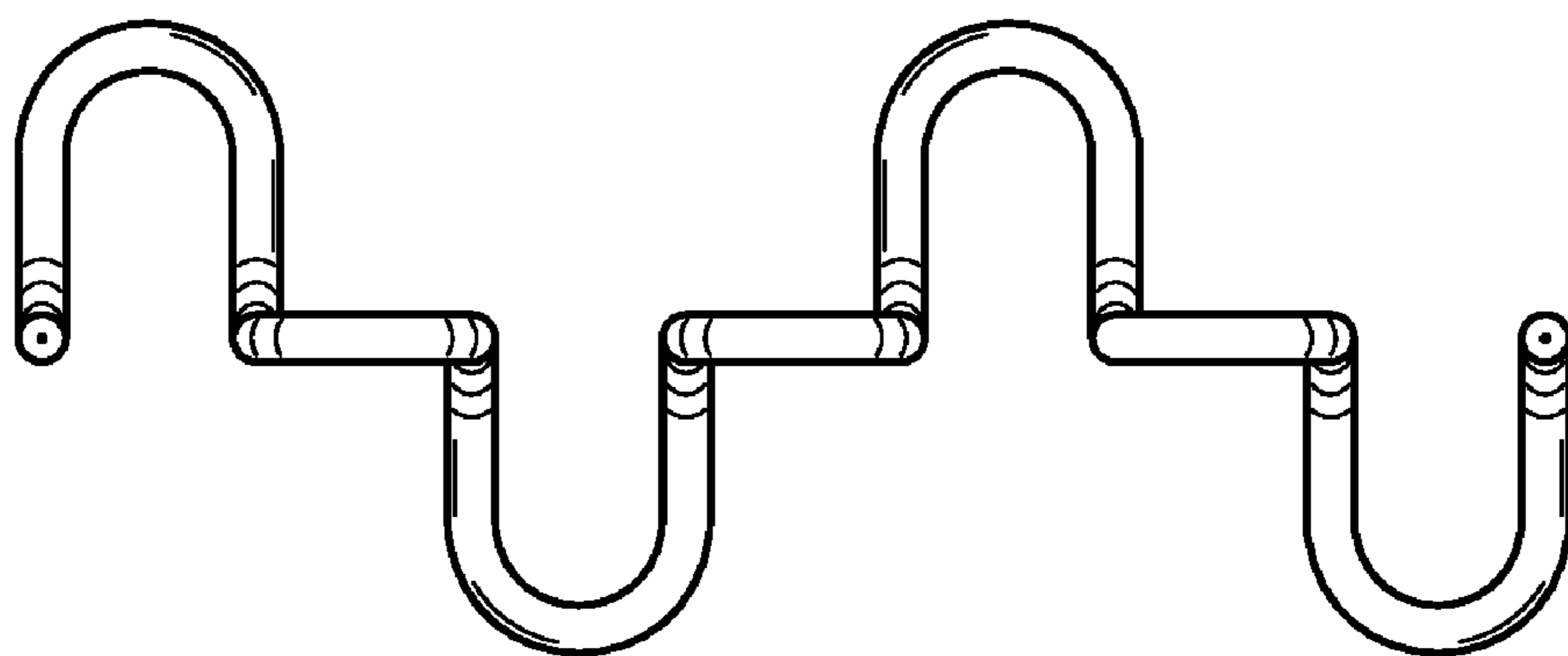


FIG. 3

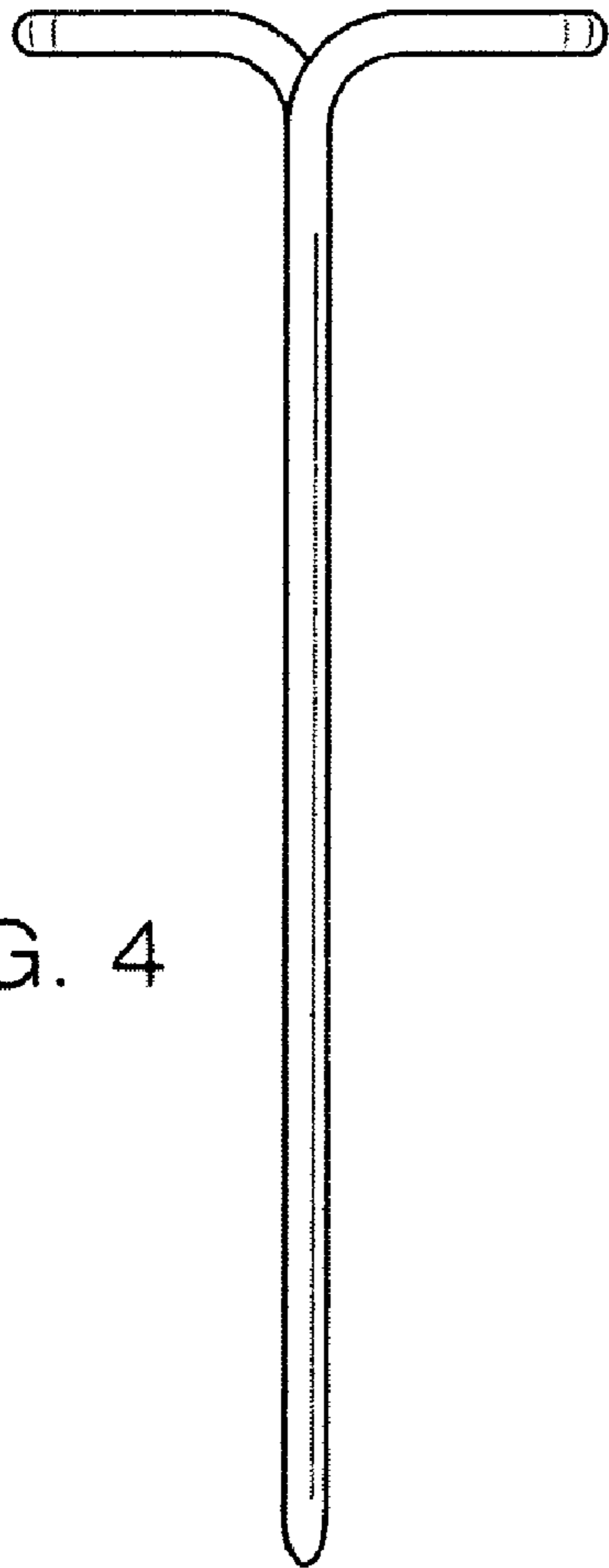


FIG. 4

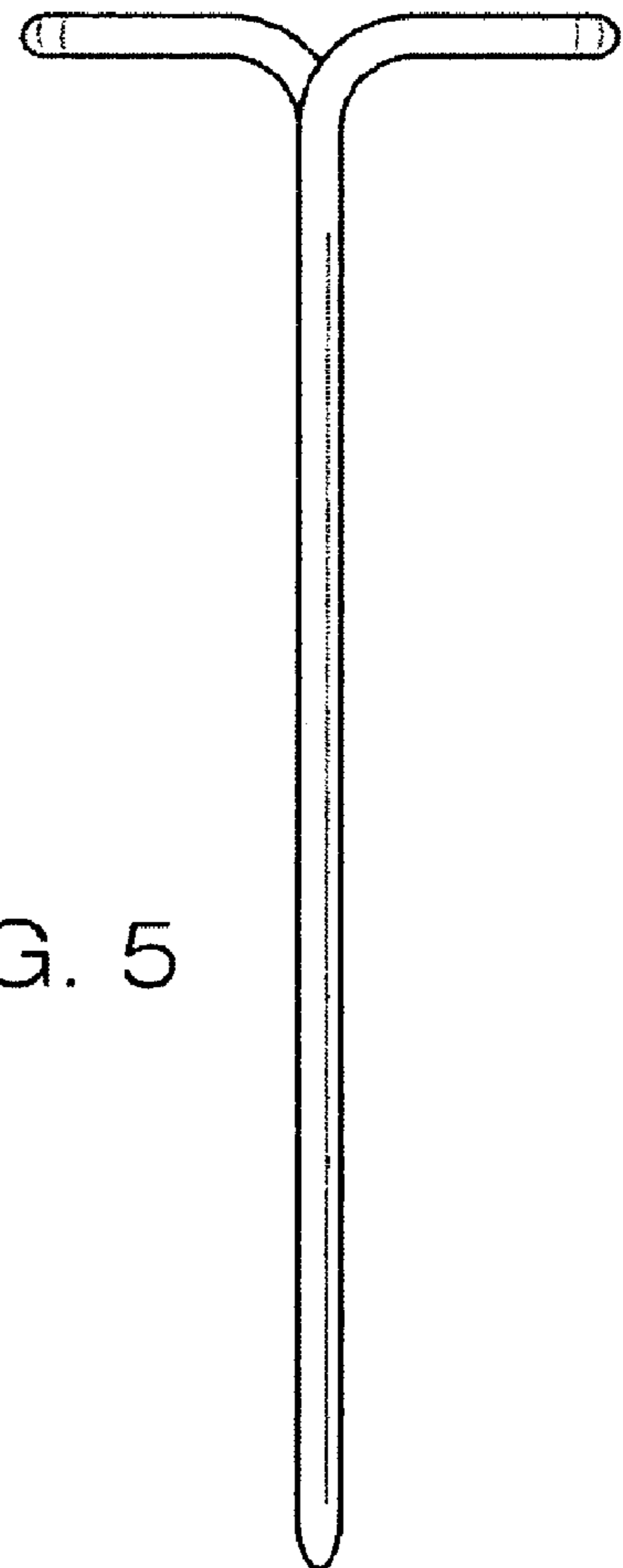


FIG. 5

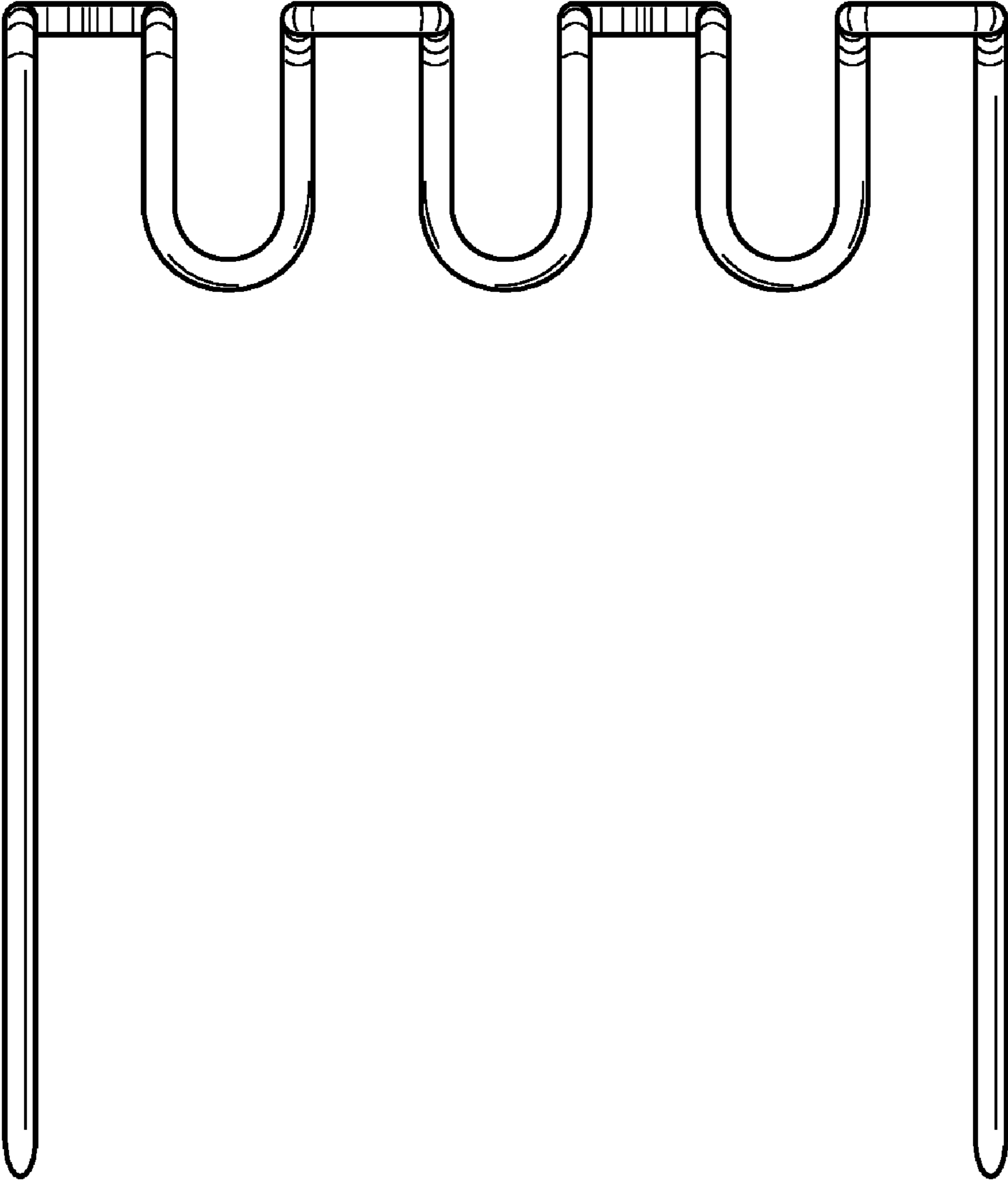


FIG. 6