



US00D596465S

(12) **United States Design Patent**
Faulkner et al.

(10) **Patent No.:** **US D596,465 S**

(45) **Date of Patent:** **** Jul. 21, 2009**

(54) **BEVERAGE CAN INSULATOR**

(76) Inventors: **Daniel Jeffrey Faulkner**, 1734 Third St., La Verne, CA (US) 91750;
Stephanie Aguilera Faulkner, 1734 Third St., La Verne, CA (US) 91750

(**) Term: **14 Years**

(21) Appl. No.: **29/328,538**

(22) Filed: **Nov. 25, 2008**

(51) **LOC (9) Cl.** **07-01**

(52) **U.S. Cl.** **D7/607; D7/624.2**

(58) **Field of Classification Search** D7/605-608,
D7/619.1-625; 62/457.1-457.9, 529, 530;
D9/444; 220/737, 739, 902, 903, 592.2;
215/386, 392-396

See application file for complete search history.

(56) **References Cited**

U.S. PATENT DOCUMENTS

4,399,668	A *	8/1983	Williamson	62/457.4
4,989,418	A *	2/1991	Hewlett	62/457.4
D393,571	S *	4/1998	Gardner	D7/607
D415,390	S *	10/1999	Winnington-Ingram	D7/507
D422,454	S *	4/2000	Michael Bain	D7/607
D423,299	S *	4/2000	Burrus	D7/607
D430,778	S *	9/2000	Wenck	D7/607
D446,423	S *	8/2001	Terra	D7/607
2002/0179617	A1 *	12/2002	Barthlow et al.	220/739

* cited by examiner

Primary Examiner—Terry A Wallace
(74) *Attorney, Agent, or Firm*—QuickPatents, Inc.; Kevin Prince

(57) **CLAIM**

We claim the ornamental design for a beverage can insulator, as shown and described.

DESCRIPTION

FIG. 1 is a perspective view of a beverage can insulator in a cylindrical configuration, showing my new design;

FIG. 2 is a front elevational view of the invention in a flat configuration;

FIG. 3 is a rear elevational view of the invention in the flat configuration;

FIG. 4 is a left-side elevational view of the invention in the flat configuration;

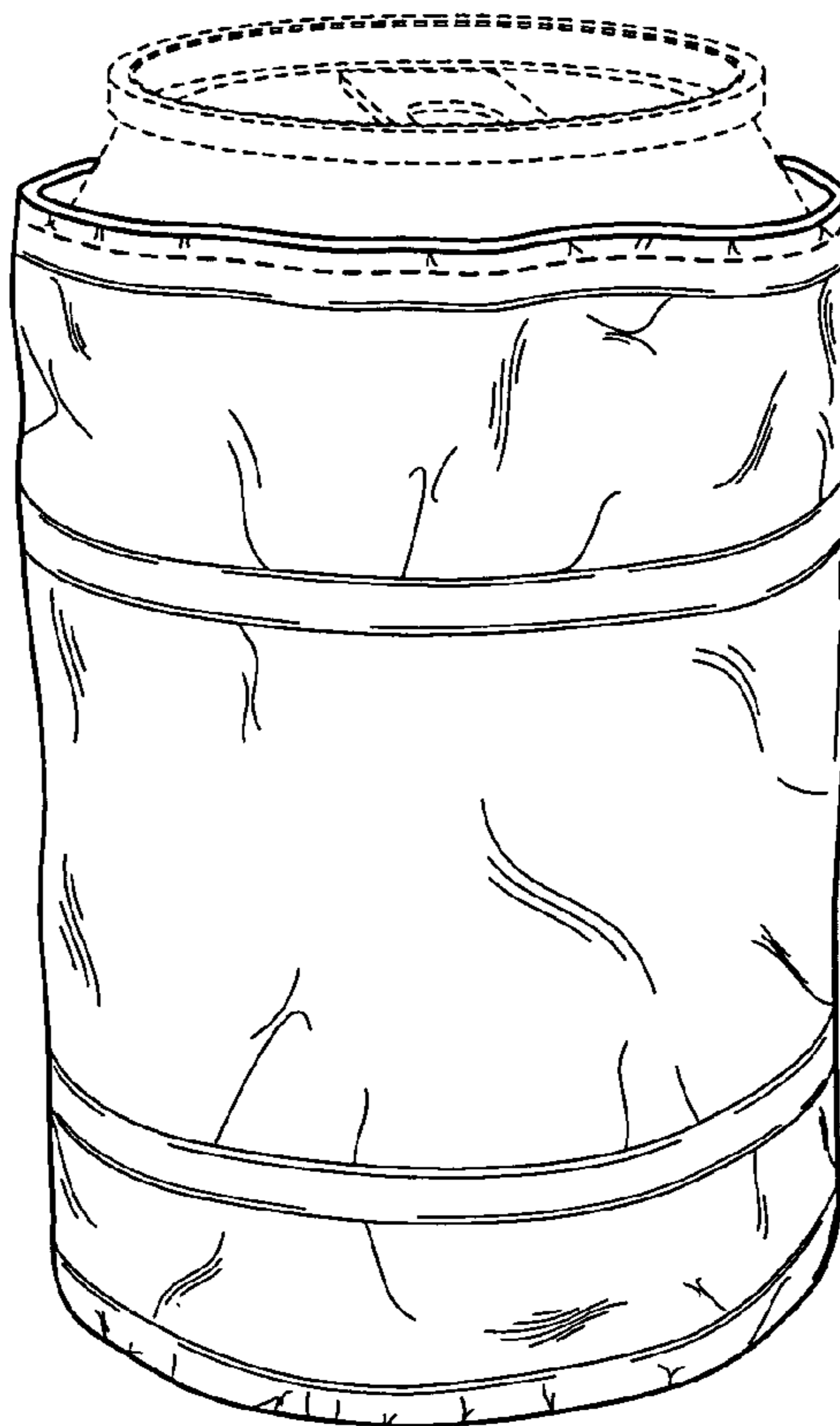
FIG. 5 is a right-side elevational view of the invention in the flat configuration;

FIG. 6 is a top plan view of the invention in the flat configuration; and,

FIG. 7 is a bottom plan view of the invention in the flat configuration.

The broken lines showing a beverage can in FIG. 1 are included for the purpose of illustrating the invention in use, and form no part of the claimed design.

1 Claim, 2 Drawing Sheets



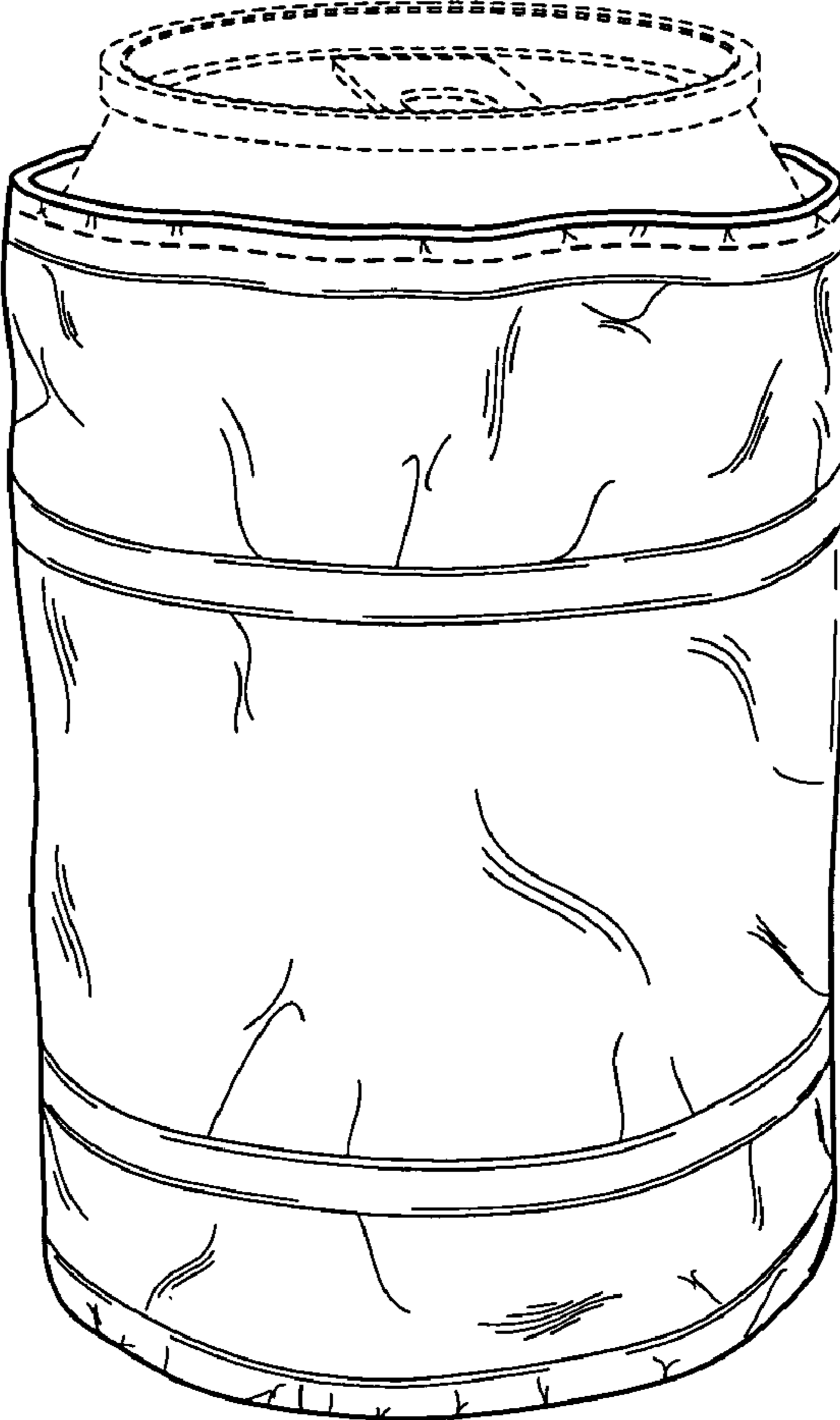


FIG. 1

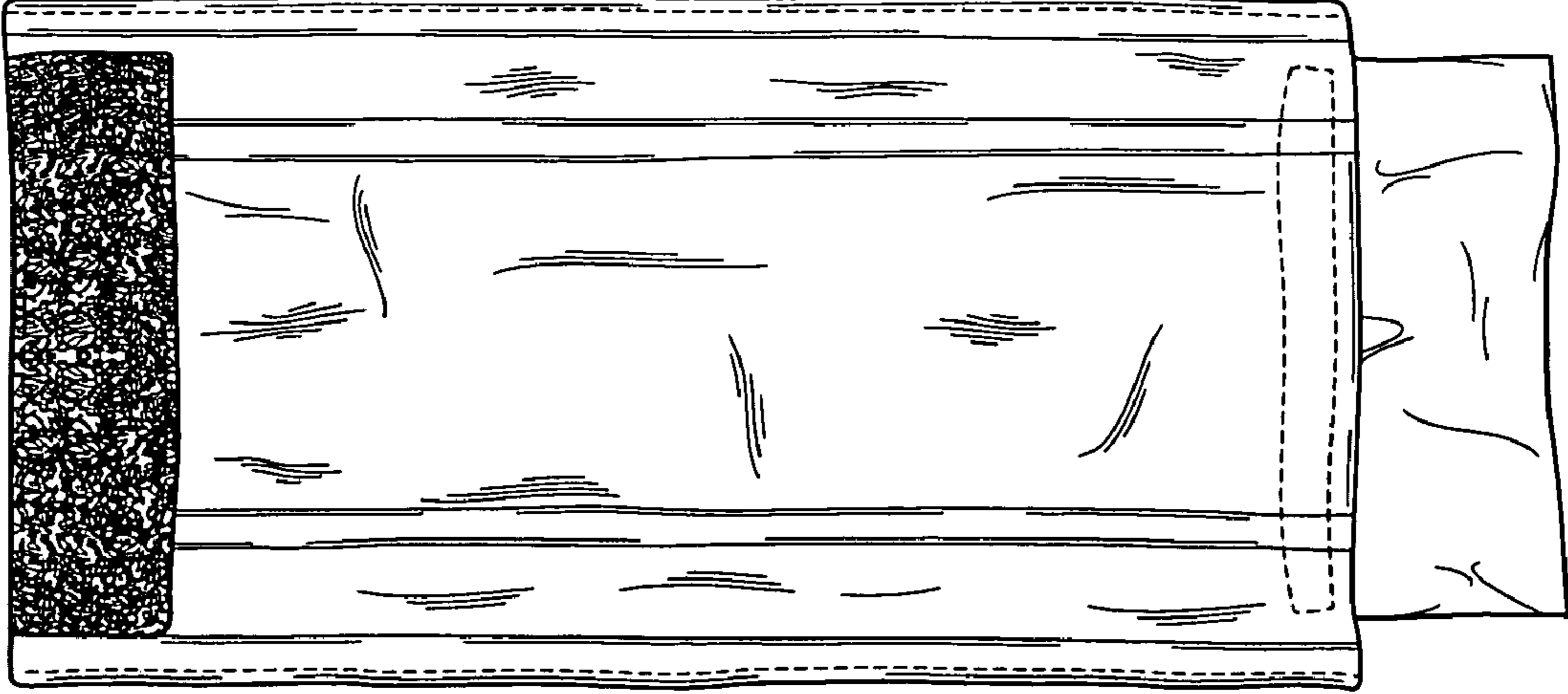


FIG. 2




FIG. 3



FIG. 4



FIG. 5

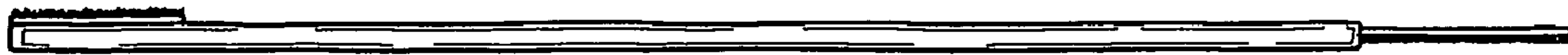


FIG. 6

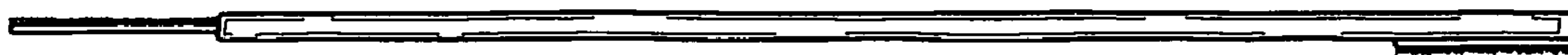


FIG. 7