



US00D596457S

(12) **United States Design Patent**
Claps

(10) **Patent No.:** **US D596,457 S**
(45) **Date of Patent:** **** Jul. 21, 2009**

(54) **FLATWARE HANDLE**
(75) Inventor: **Michael Claps**, Bloomfield, NJ (US)
(73) Assignee: **Cambridge Silversmiths Ltd., Inc.**,
Fairfield, CT (US)
(**) Term: **14 Years**
(21) Appl. No.: **29/323,850**
(22) Filed: **Sep. 2, 2008**

(51) **LOC (9) Cl.** **07-02**
(52) **U.S. Cl.** **D7/401.2; D7/653**
(58) **Field of Classification Search** D7/368,
D7/395, 401.2, 642-646, 649-653, 660-664,
D7/669, 675-676, 683, 688-692, 695-696;
30/137, 141-143, 147-150, 322-327, 329,
30/340, 342-346; 416/70 R
See application file for complete search history.

(56) **References Cited**

U.S. PATENT DOCUMENTS

D50,626 S * 4/1917 Malmquist D7/653
D52,222 S * 7/1918 Kintz D7/653
D408,217 S * 4/1999 LoGiudice D7/401.2
D489,944 S * 5/2004 Shane-Schuldt D7/653

D491,770 S * 6/2004 Strange D7/653
D535,158 S * 1/2007 Ito D7/653
D545,641 S * 7/2007 Junko D7/653
D548,545 S * 8/2007 Shane-Schuldt D7/653
D575,595 S * 8/2008 Shane-Schuldt D7/653
D577,263 S * 9/2008 Shane-Schuldt D7/653
D579,733 S * 11/2008 Richmond D7/653

* cited by examiner

Primary Examiner—Caron Veynar

Assistant Examiner—Ricky Pham

(74) *Attorney, Agent, or Firm*—Ladas & Parry LLP

(57) **CLAIM**

The ornamental design for a flatware handle, as shown and described.

DESCRIPTION

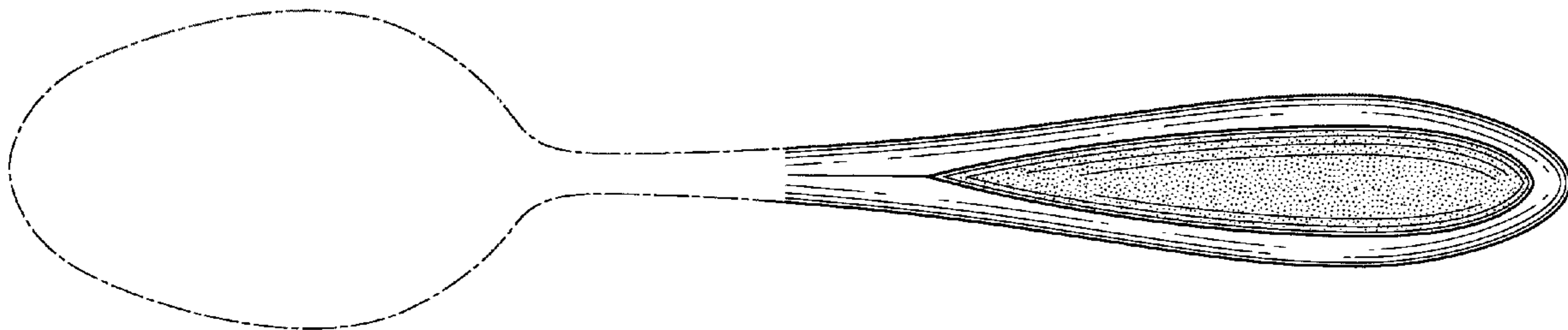
FIG. 1 is a perspective view of flatware handle showing my new design;

FIG. 2 is a front elevational view thereof; and,

FIG. 3 is an enlarged perspective view of an illustrative portion of the design.

The broken lines shown in the drawings are for illustration purposes only and form no part of the claimed design.

1 Claim, 2 Drawing Sheets



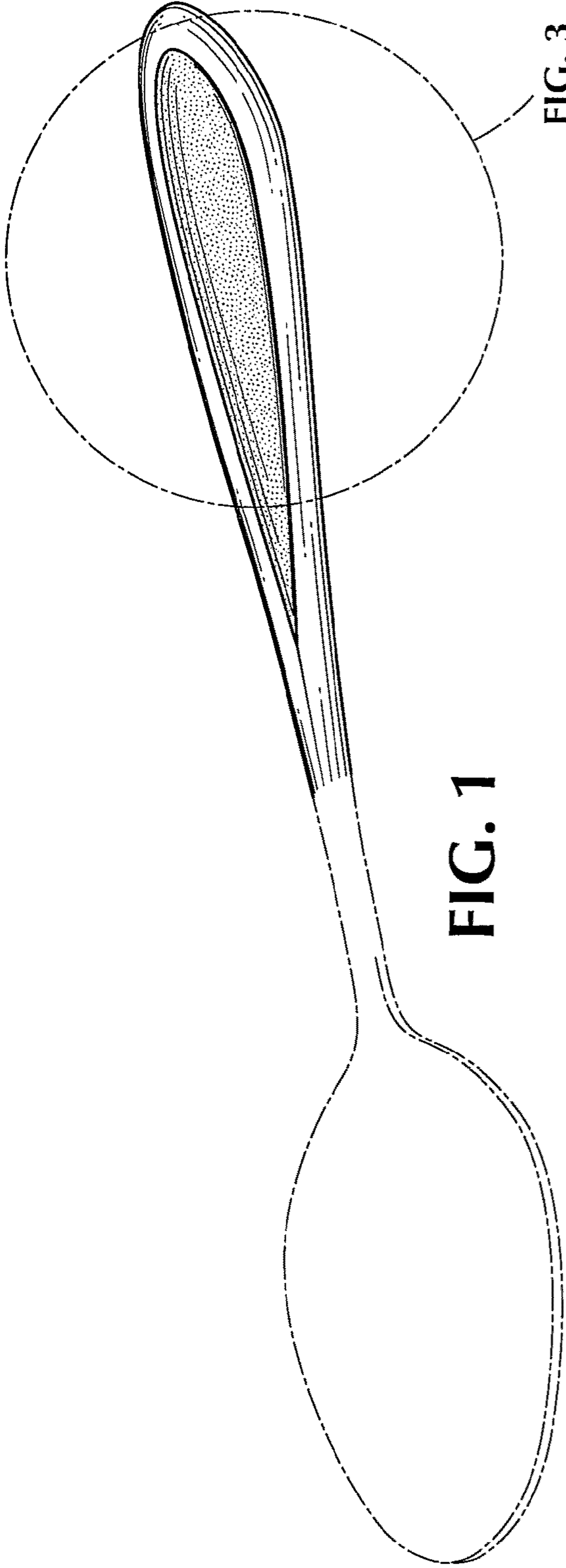


FIG. 1

FIG. 3

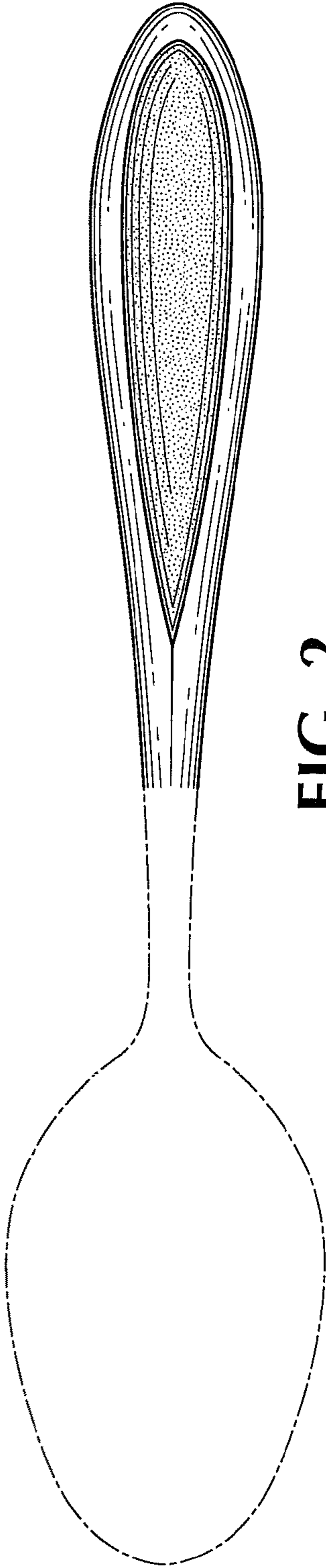


FIG. 2

FIG. 3

