



US00D596454S

(12) **United States Design Patent**  
**de Groote**

(10) **Patent No.:** **US D596,454 S**  
(45) **Date of Patent:** **\*\* Jul. 21, 2009**

(54) **COVER FOR A CASSEROLE DISH**  
(75) Inventor: **Jan-Hendrik de Groote**, Brussels (BE)  
(73) Assignee: **Dart Industries Inc.**, Orlando, FL (US)  
(\*\*) Term: **14 Years**  
(21) Appl. No.: **29/310,289**  
(22) Filed: **Aug. 7, 2008**

(51) **LOC (9) Cl.** ..... **07-02**  
(52) **U.S. Cl.** ..... **D7/392.1**  
(58) **Field of Classification Search** ..... D7/391,  
D7/392, 392.1, 629, 538; D9/428, 434, 435,  
D9/439, 449, 452-454, 505, 558, 569; 220/210,  
220/700, 701, 780, 782, 315, 360, 377, 574,  
220/800; 215/200, 224, 316, 354; 206/508  
See application file for complete search history.

(56) **References Cited**

**U.S. PATENT DOCUMENTS**

D133,532 S	8/1942	Karstadt	
D248,357 S	7/1978	Daenen	
D277,632 S	2/1985	Staufenberg	
D287,207 S	12/1986	Daenen et al.	
D287,208 S	12/1986	Daenen et al.	
D287,803 S *	1/1987	Daenen et al.	..... D7/392.1
D289,719 S *	5/1987	Daenen et al.	..... D7/392.1
D321,302 S	11/1991	Zimmerman	
5,065,889 A *	11/1991	Conti	..... 220/360
D330,660 S *	11/1992	Newton et al.	..... D7/392.1
D333,754 S	3/1993	Conti	

D350,880 S	9/1994	VanValkenburg et al.	
D409,447 S	5/1999	Henry	
D416,754 S *	11/1999	Laib	..... D7/392.1
D469,320 S *	1/2003	Pettaweebuncha	..... D7/629
D482,573 S	11/2003	Miller	
D529,802 S *	10/2006	Jelich et al.	..... D9/449
D551,907 S	10/2007	Zettle et al.	
D558,513 S *	1/2008	Scholze et al.	..... D7/392.1
D564,287 S *	3/2008	Bouveret et al.	..... D7/392.1

\* cited by examiner

*Primary Examiner*—Holly H Baynham

*Assistant Examiner*—Cynthia M Chin

(74) *Attorney, Agent, or Firm*—John A. Doninger

(57) **CLAIM**

The ornamental design for a cover for a casserole dish, as shown and described.

**DESCRIPTION**

FIG. 1 is a top, side and front perspective view of a cover for a casserole dish showing my new design;

FIG. 2 is a front elevation view, the rear elevation being identical thereto;

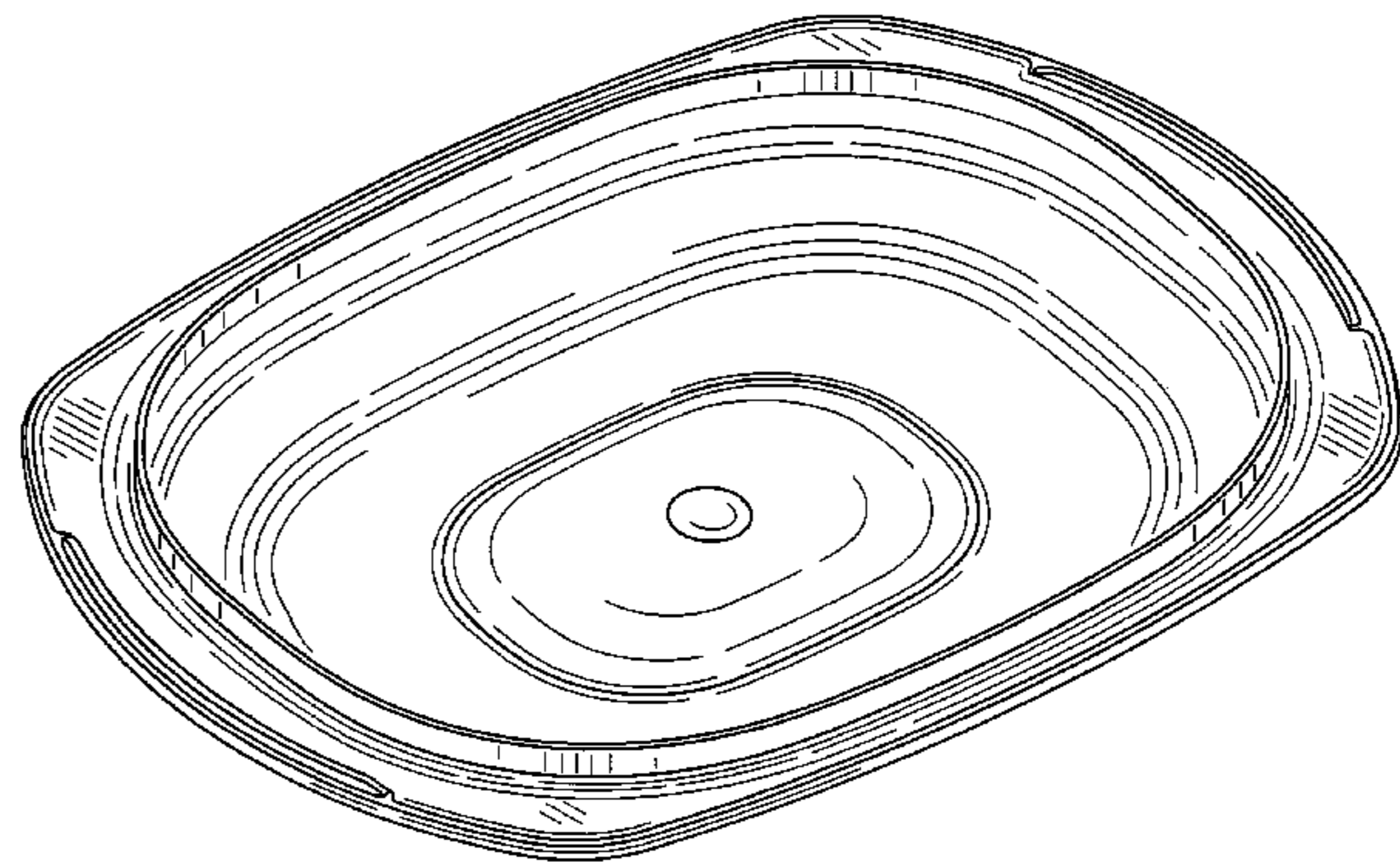
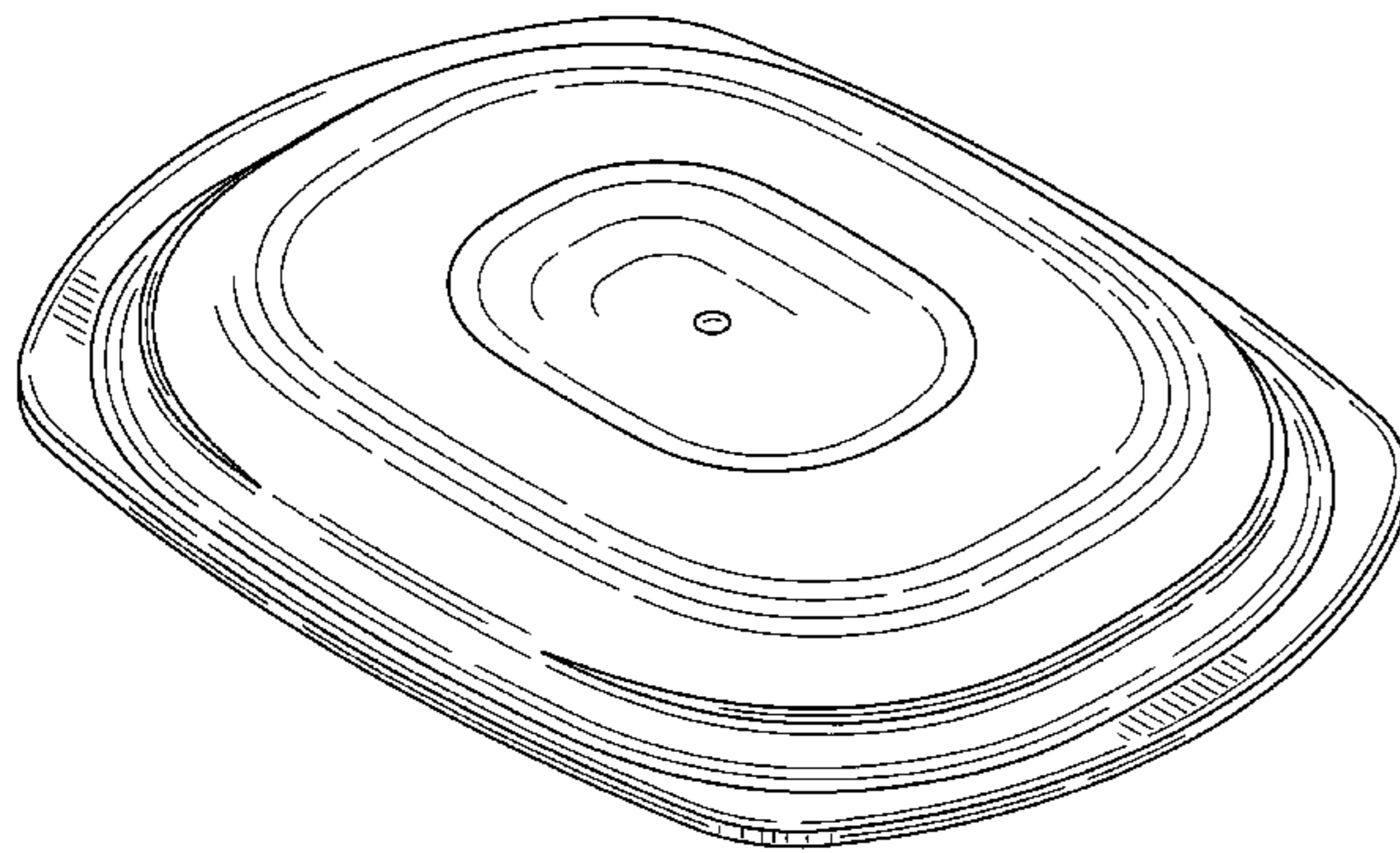
FIG. 3 is a right side elevation view, the left side being identical thereto;

FIG. 4 is a top plan view thereof;

FIG. 5 is a bottom plan view thereof; and,

FIG. 6 is a bottom, side and rear perspective view thereof.

**1 Claim, 5 Drawing Sheets**



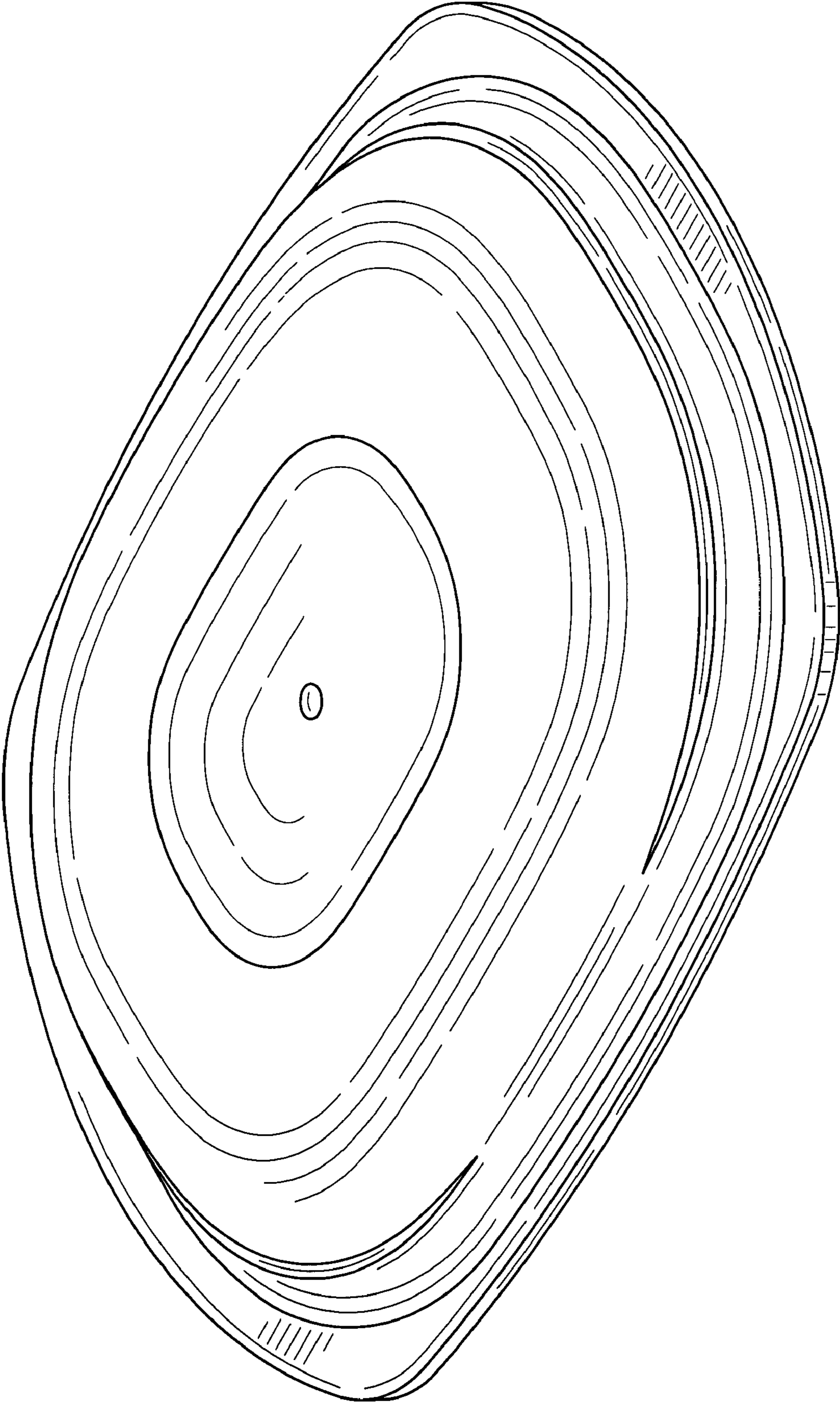


FIG. 1




FIG. 2




FIG. 3



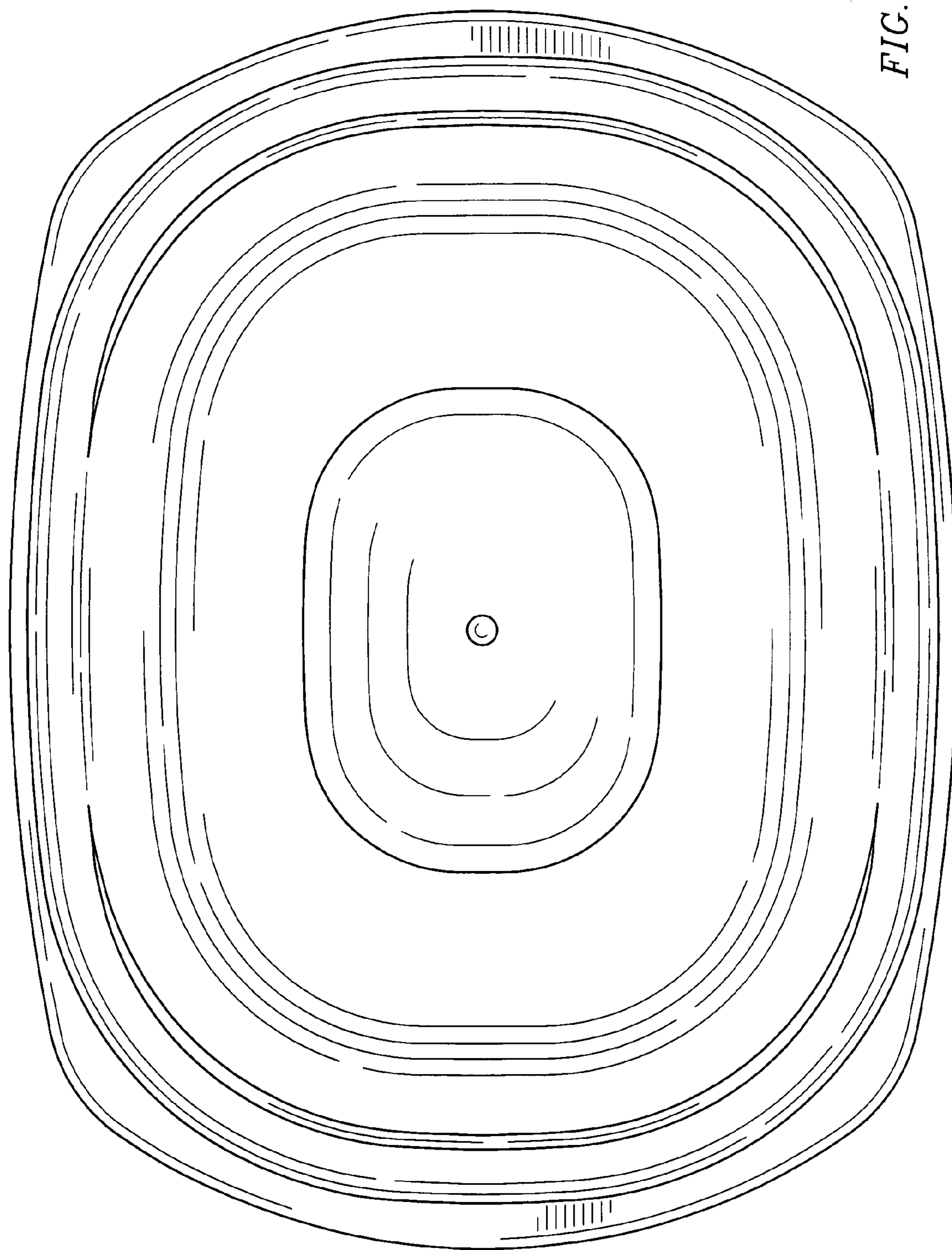


FIG. 4

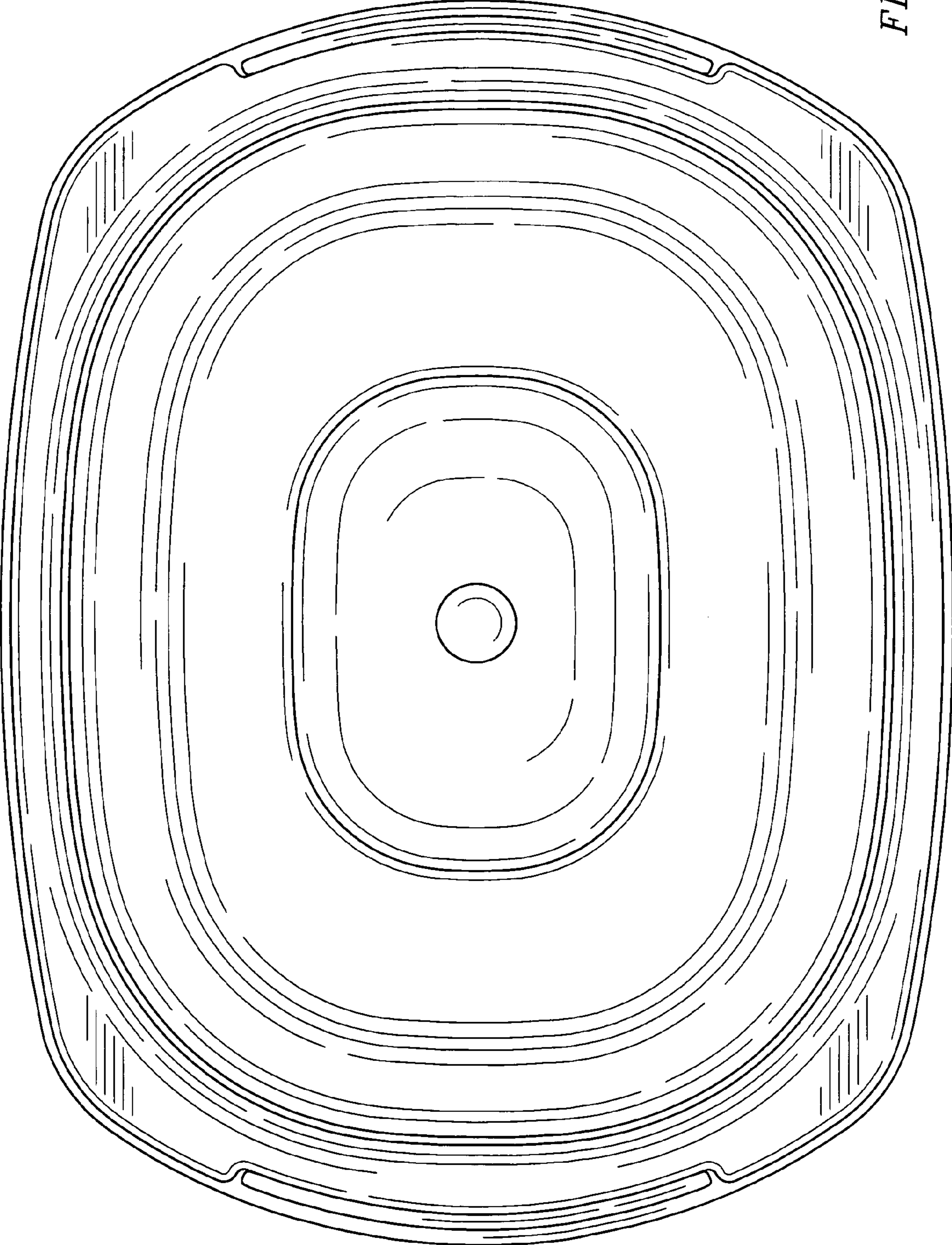


FIG. 5

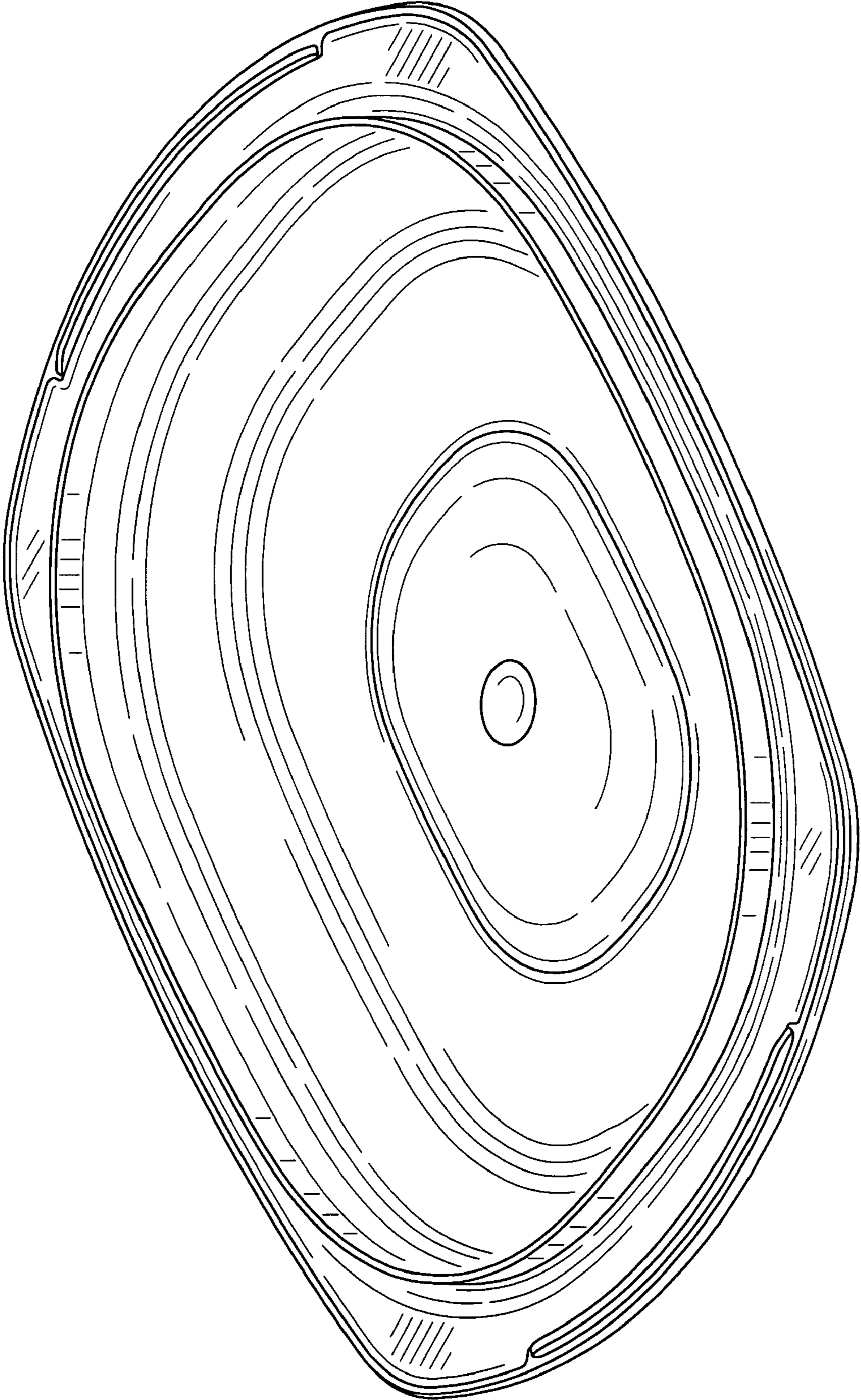


FIG. 6