

US00D596453S

(12) **United States Design Patent**
Nolan

(10) **Patent No.:** **US D596,453 S**

(45) **Date of Patent:** **** Jul. 21, 2009**

(54) **COVER FOR #1 FAN TRAY**

(76) **Inventor:** **David Nolan**, 122 Stribling, San Antonio, TX (US) 78204

(**) **Term:** **14 Years**

(21) **Appl. No.:** **29/330,522**

(22) **Filed:** **Jan. 8, 2009**

(51) **LOC (9) Cl.** **07-02**

(52) **U.S. Cl.** **D7/391; D7/354; D7/357**

(58) **Field of Classification Search** D1/104;
D2/617; D7/323, 354-361, 417, 505, 513,
D7/540-546, 550.1, 551.1, 552.1, 553.1,
D7/553.4-553.8, 554.3, 555, 584, 586; D9/414,
D9/456, 745, 756; D11/160; D19/91; D20/32;
D21/405; 99/324, 339, 422, 426; 220/573.1-573.4,
220/672-675, 912; 249/117, 119, 122-127,
249/155-156, 160; 446/220

See application file for complete search history.

(56) **References Cited**

U.S. PATENT DOCUMENTS

D164,567 S *	9/1951	Gosselin	D20/32
D260,626 S *	9/1981	Kadar	D11/160
D266,261 S *	9/1982	Einhorn et al.	D19/91
D269,559 S *	7/1983	Sellares	D1/104
4,486,975 A *	12/1984	Harreld et al.	446/220
D298,686 S *	11/1988	Colclasure	D2/617
D318,695 S *	7/1991	Rosa	D21/405
D366,806 S *	2/1996	Durst	D7/354

D391,308 S *	2/1998	Rapp	D21/405
D392,000 S *	3/1998	Rapp	D21/405
D398,808 S *	9/1998	Durst	D7/354
D435,391 S *	12/2000	Durst	D7/354
D437,361 S *	2/2001	Rapp	D21/405

OTHER PUBLICATIONS

Fauss, Geral; Designboom; Still Number One!; <http://www.designboom.com/history/numberonefoamhand.html>.

* cited by examiner

Primary Examiner—Caron Veynar

Assistant Examiner—Ricky Pham

(74) *Attorney, Agent, or Firm*—Ted D. Lee; Gunn, Lee & Cave, PC

(57) **CLAIM**

The ornamental design for a cover for #1 fan tray, as shown.

DESCRIPTION

FIG. 1 is a perspective view of a cover for #1 fan tray showing my new design.

FIG. 2 is a top view of FIG. 1.

FIG. 3 is a left elevation view of FIG. 2.

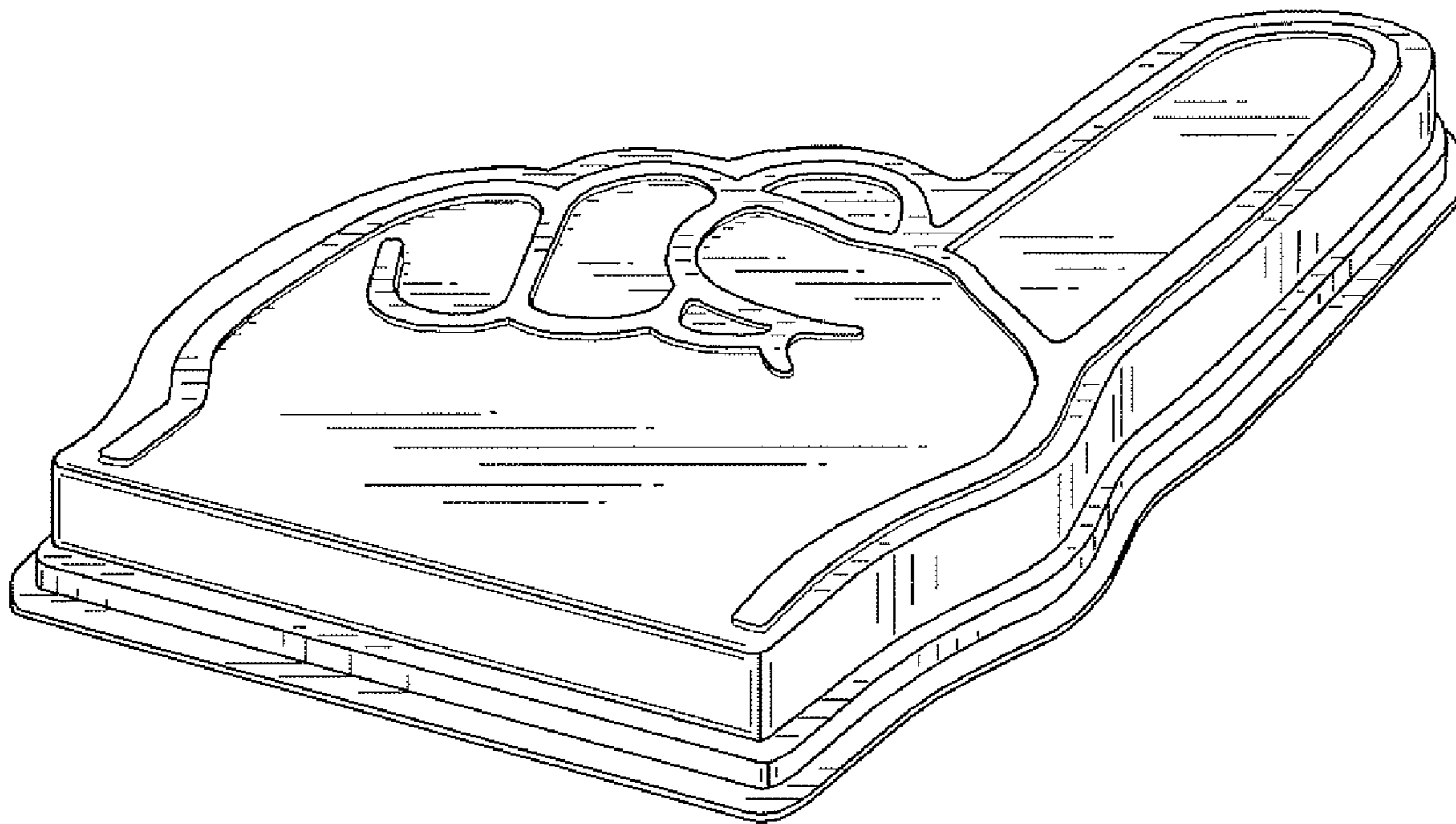
FIG. 4 is a front elevation view of FIG. 2.

FIG. 5 is a bottom view of FIG. 1.

FIG. 6 is a left side elevation view of FIG. 5; and,

FIG. 7 is a front elevation view of FIG. 5.

1 Claim, 2 Drawing Sheets



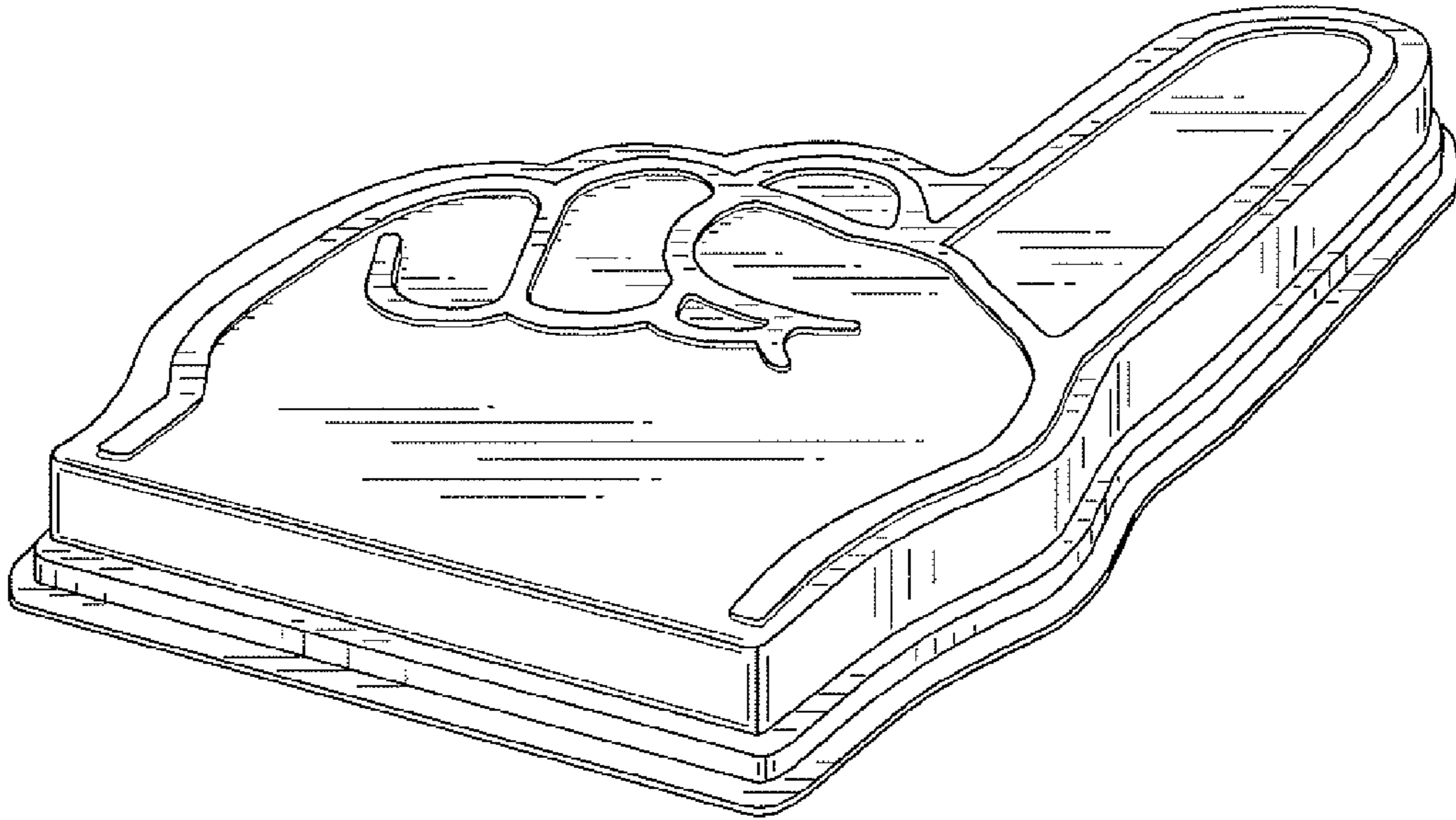


Fig. 1

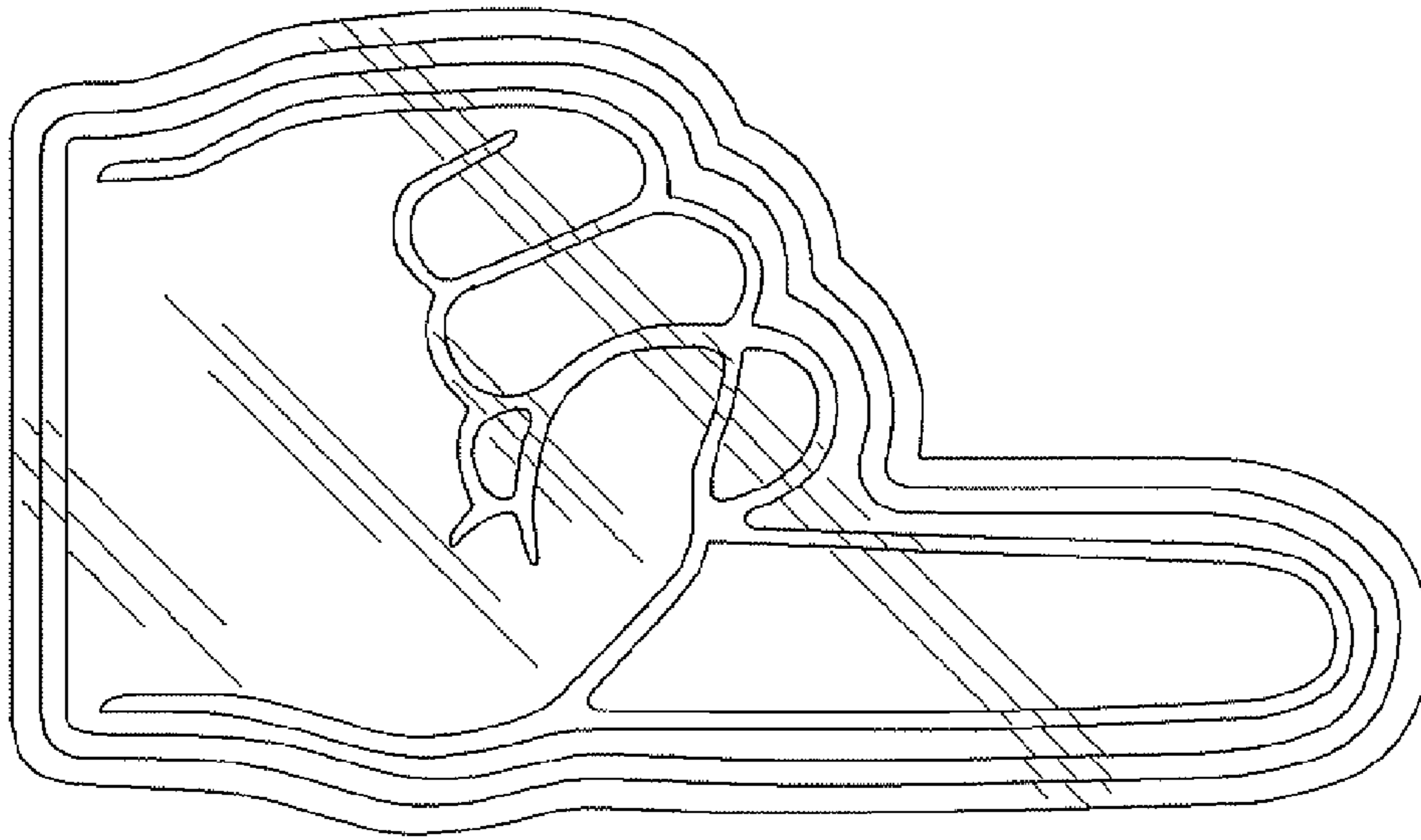


Fig. 2

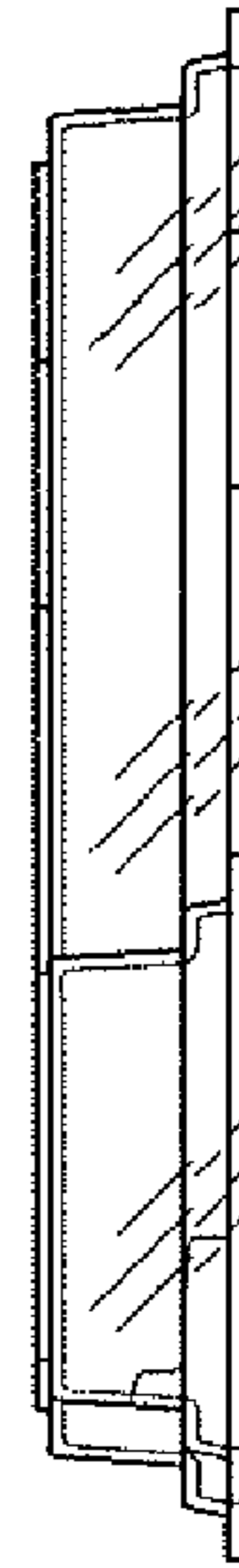


Fig. 3




Fig. 4

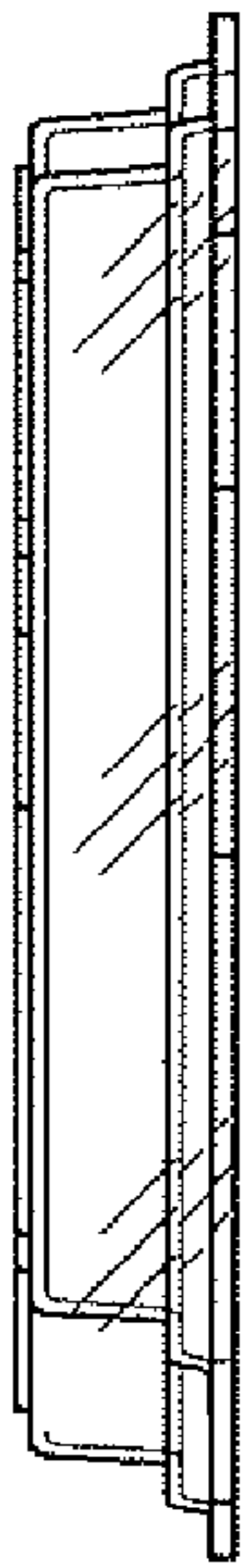


Fig. 6

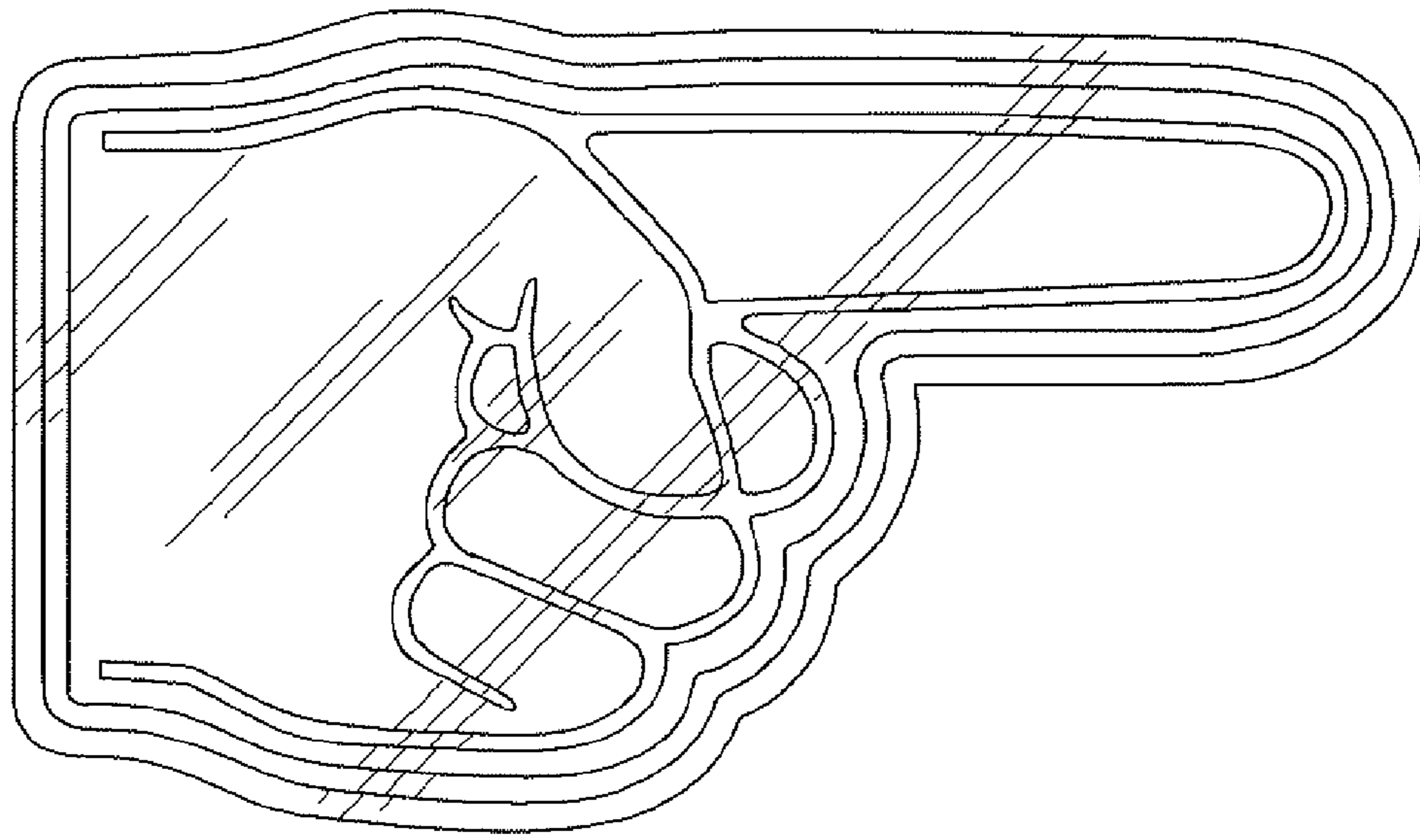


Fig. 5



Fig. 7