



US00D596428S

(12) **United States Design Patent**  
**True**

(10) **Patent No.:** **US D596,428 S**  
(45) **Date of Patent:** **\*\* Jul. 21, 2009**

(54) **BACK REST FOR A CHAIR**

(75) Inventor: **Alan L. True**, Newport Beach, CA (US)

(73) Assignee: **True Seating Concepts, LLC** (MU)

(\*\*) Term: **14 Years**

(21) Appl. No.: **29/312,990**

(22) Filed: **Nov. 28, 2008**

(51) **LOC (9) Cl.** ..... **06-01**

(52) **U.S. Cl.** ..... **D6/502; D6/366**

(58) **Field of Classification Search** ..... D6/334-335,  
D6/356, 364, 365, 366, 367, 368, 374, 500-502;  
297/452.21, 452.24, 452.26, 452.29, 452.32,  
297/452.33, 452.35, 452.37, 452.48

See application file for complete search history.

(56) **References Cited**

**U.S. PATENT DOCUMENTS**

D532,227 S	*	11/2006	Smith	.....	D6/500
D532,632 S	*	11/2006	Egger	.....	D6/500
D533,377 S	*	12/2006	Egger	.....	D6/500
D535,127 S	*	1/2007	Egger	.....	D6/500
D535,128 S	*	1/2007	Egger	.....	D6/500

D535,503 S	*	1/2007	Smith	.....	D6/500
D557,531 S	*	12/2007	Johnson	.....	D6/500
D561,502 S	*	2/2008	Egger	.....	D6/501
D572,050 S	*	7/2008	Tamara	.....	D6/500

\* cited by examiner

*Primary Examiner*—Mimosa De

(74) *Attorney, Agent, or Firm*—Morland C. Fischer

(57) **CLAIM**

The ornamental design for a back rest for a chair, as shown and described.

**DESCRIPTION**

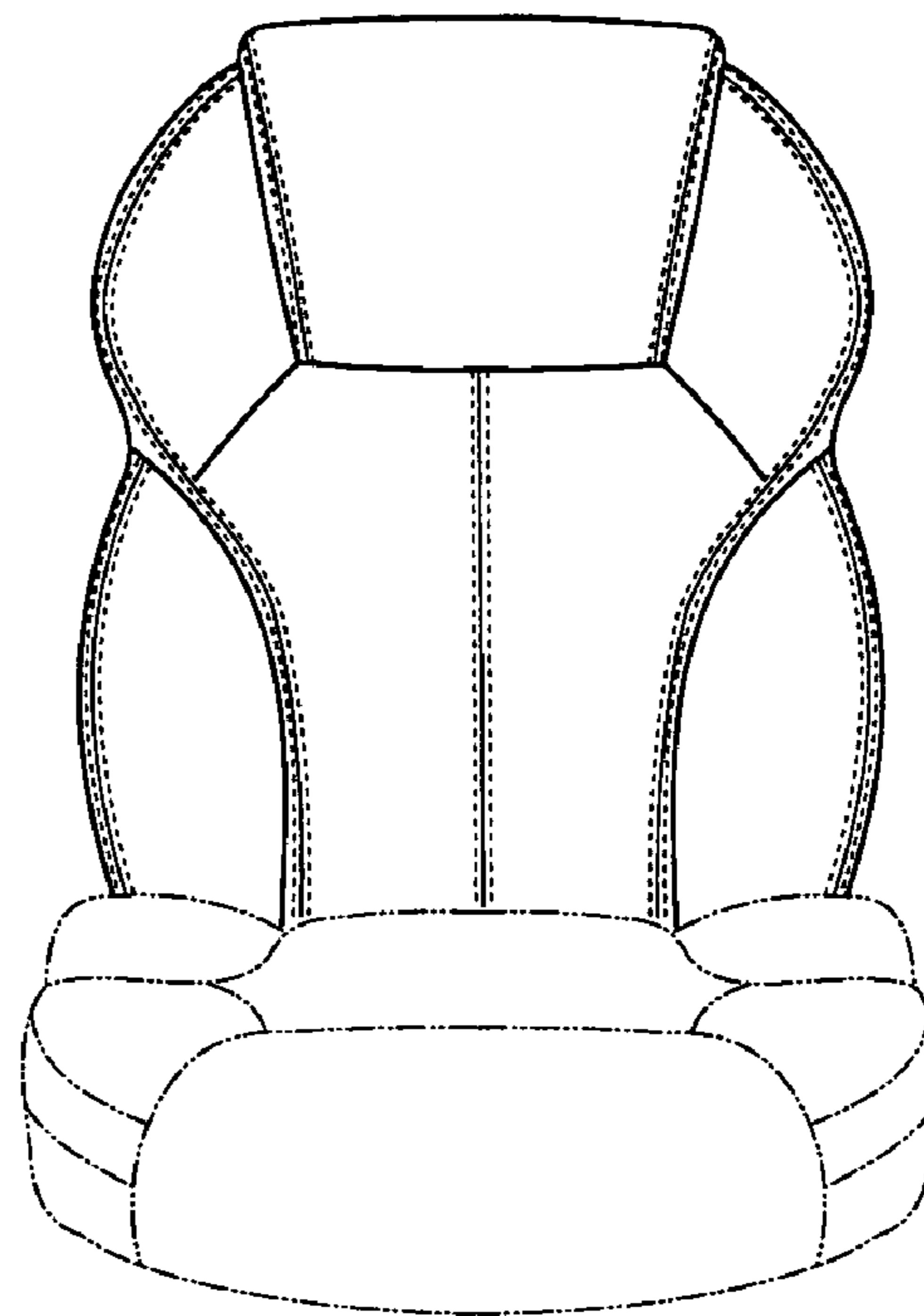
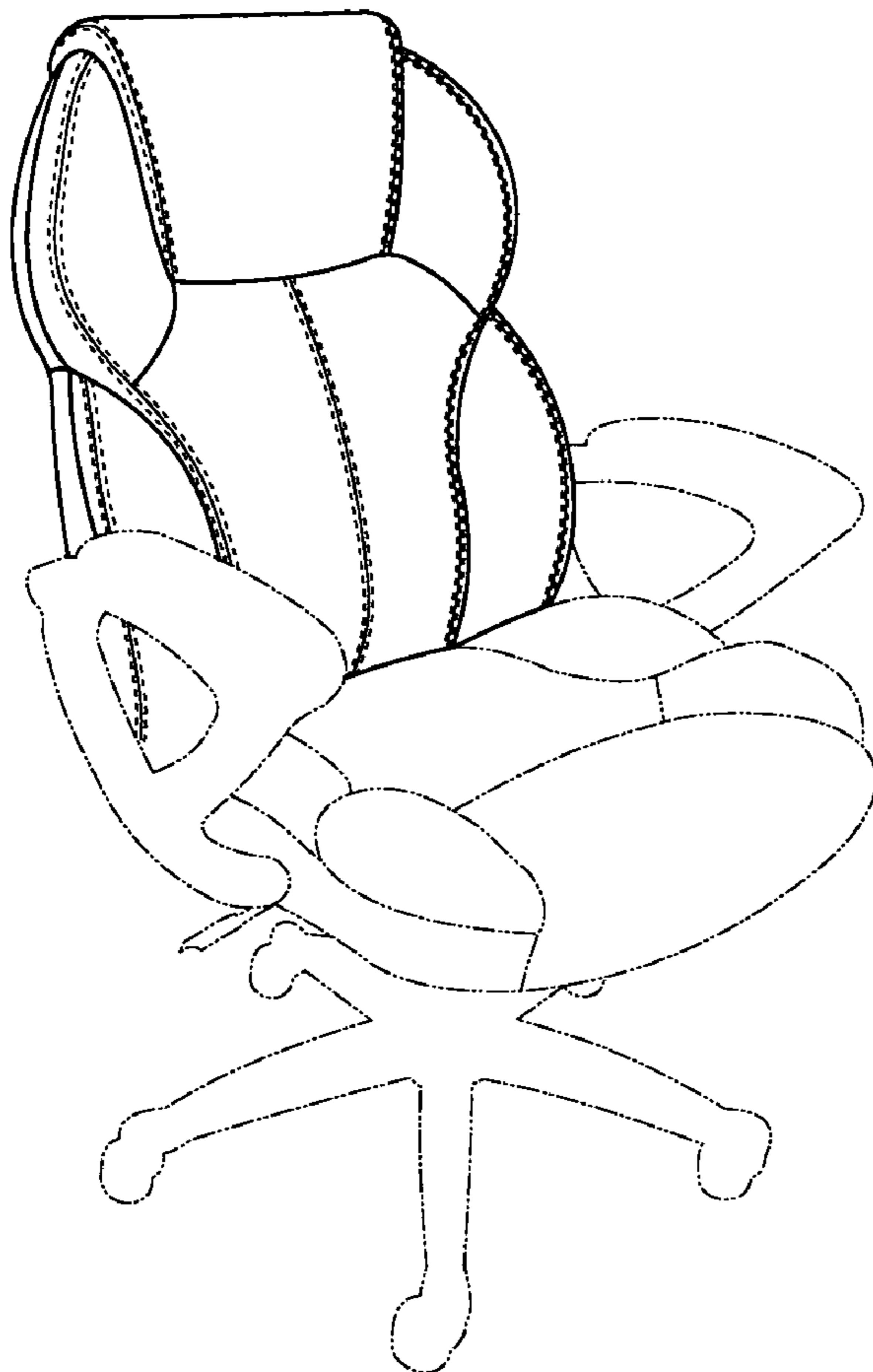
FIG. 1 is a perspective view showing the front and left side of a back rest for a chair which forms my new design, the broken lines in this and other figures showing other parts of a chair being for illustrative purposes only and forming no part of my design;

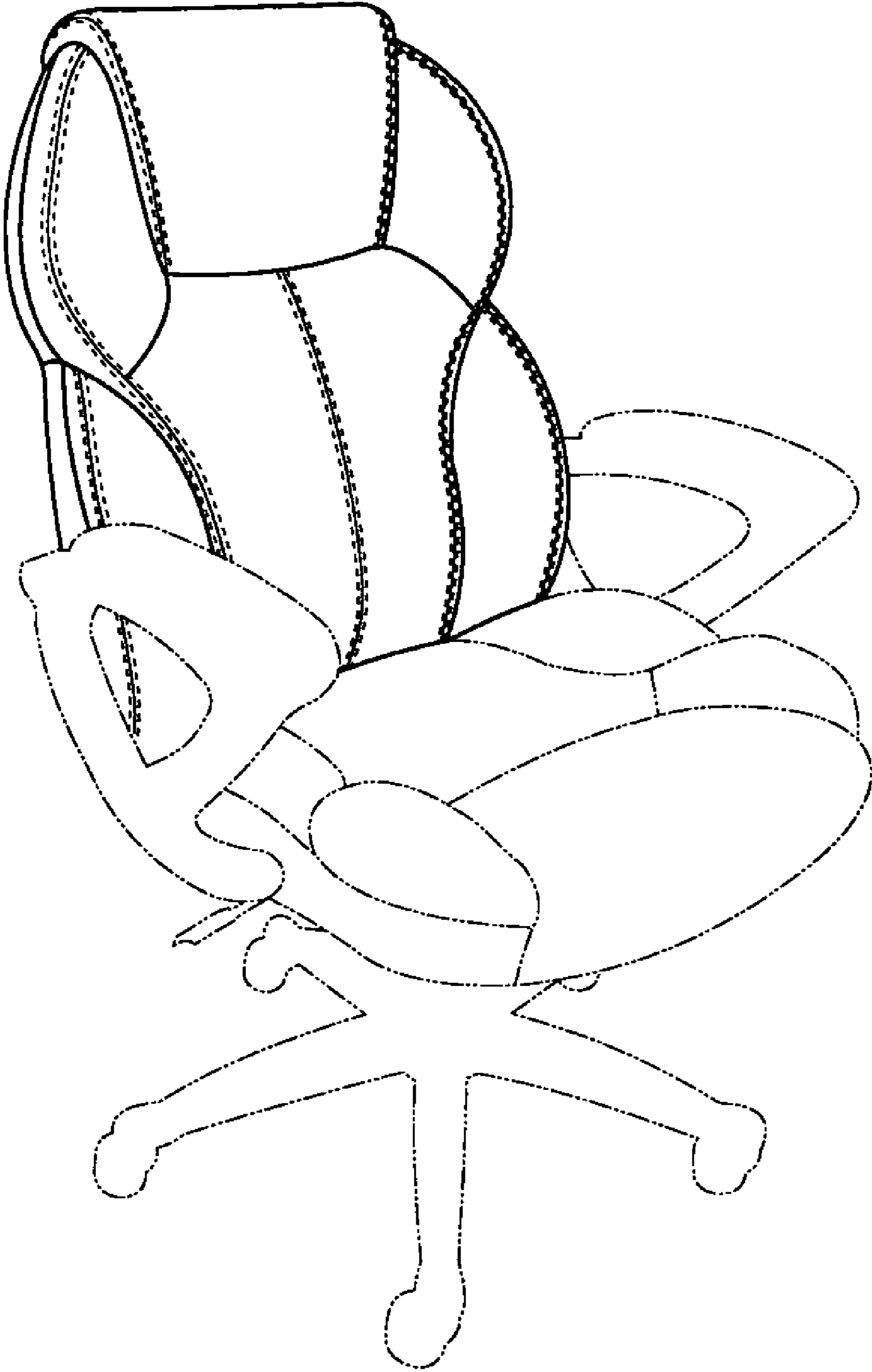
FIG. 2 is a front elevational view thereof; and,

FIG. 3 is a left side elevational view thereof, this view and the opposite right side elevational view being mirror images.

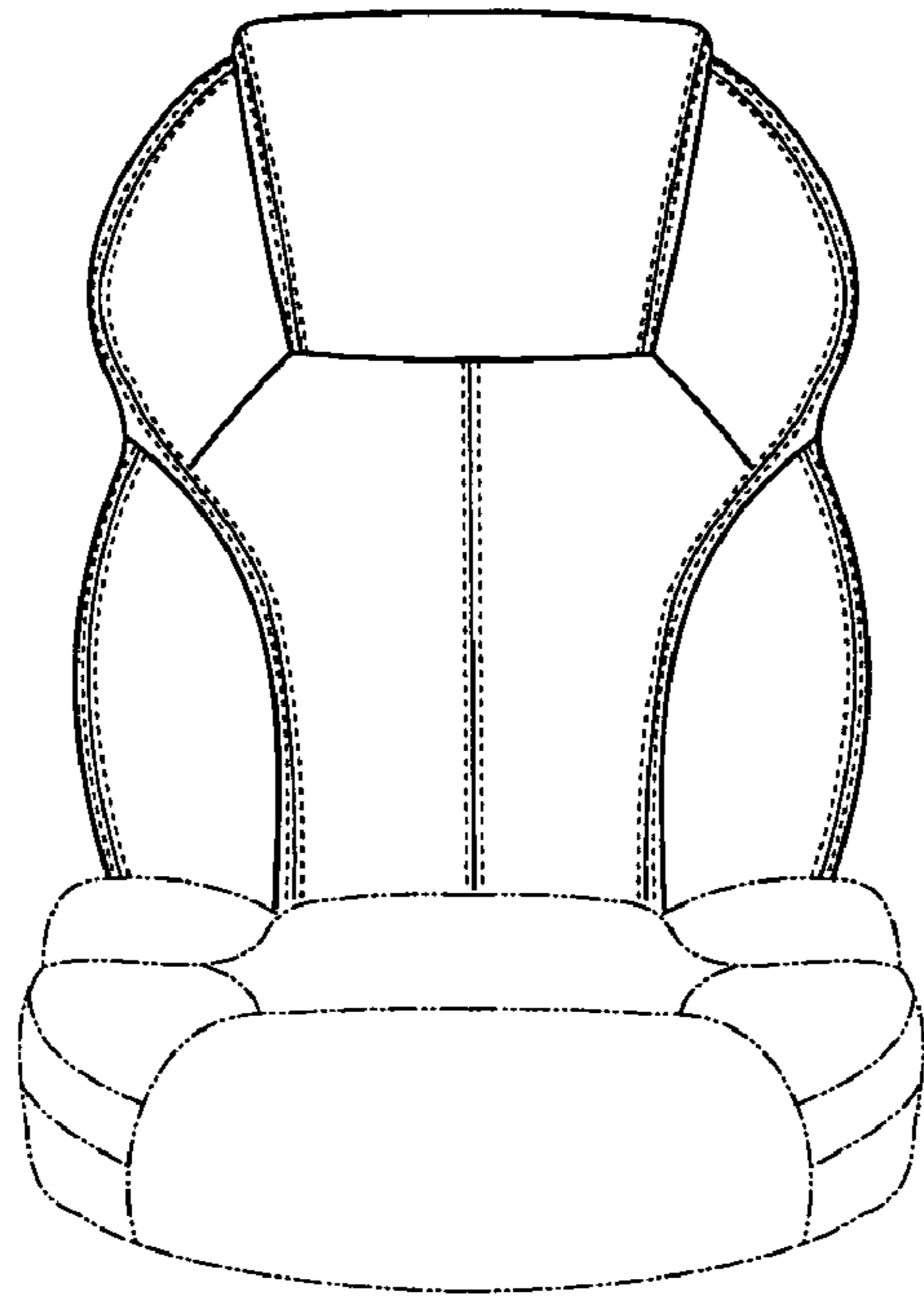
The short broken lines on the back rest in FIGS. 1-3 are understood to represent stitching.

**1 Claim, 2 Drawing Sheets**

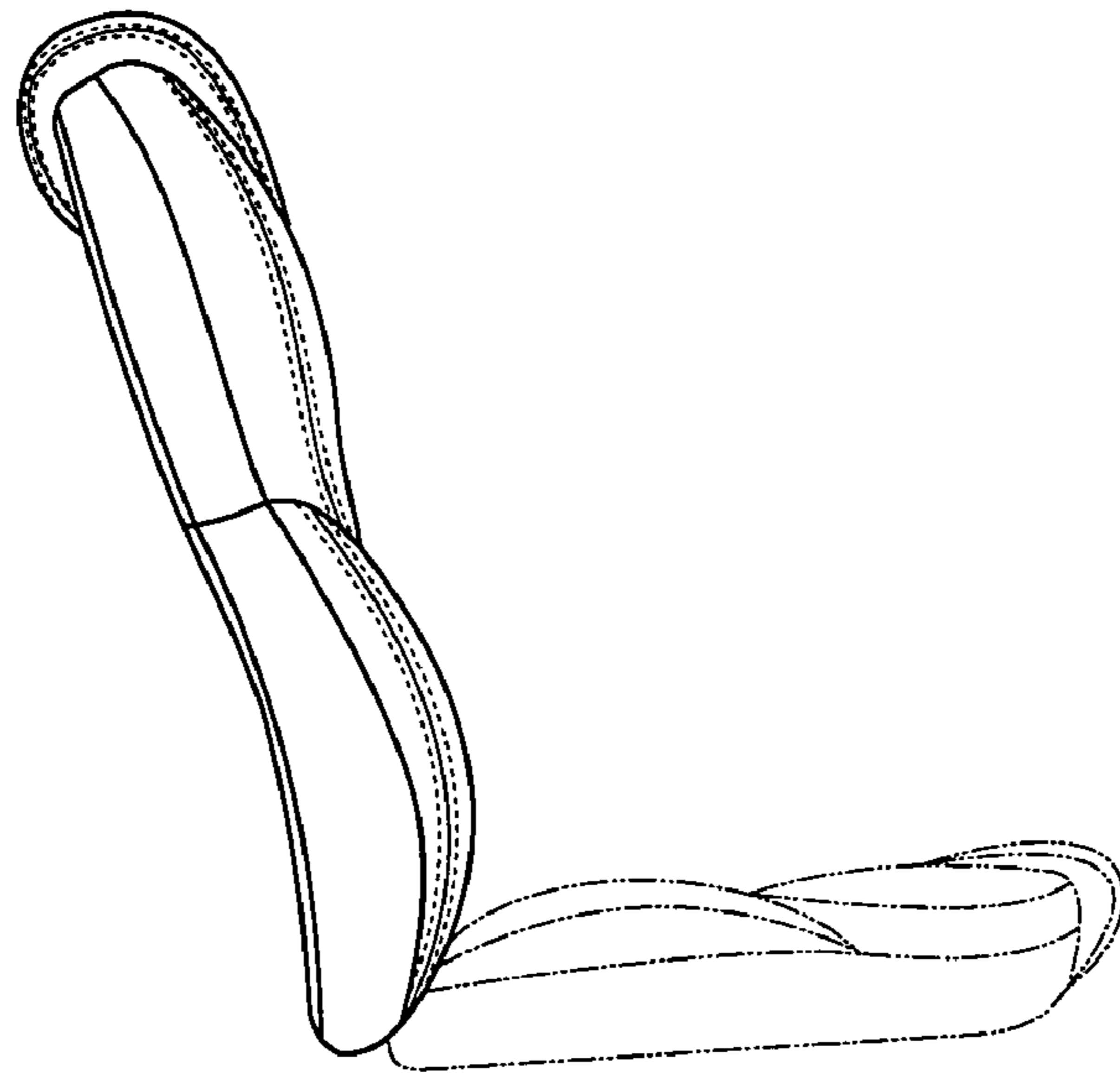




*Fig. 1*



*Fig. 2*



*Fig. 3*