



US00D596415S

(12) **United States Design Patent**  
**Wold**

(10) **Patent No.:** **US D596,415 S**  
(45) **Date of Patent:** **\*\* Jul. 21, 2009**

(54) **STOOL**  
(75) Inventor: **Rikke Wold**, Ikornnes (NO)  
(73) Assignee: **Ekornes ASA**, Ikornnes (NO)  
(\*\*) Term: **14 Years**  
(21) Appl. No.: **29/330,521**  
(22) Filed: **Jan. 8, 2009**

(30) **Foreign Application Priority Data**  
Oct. 3, 2008 (NO) ..... 20080545

(51) **LOC (9) Cl.** ..... **06-01**  
(52) **U.S. Cl.** ..... **D6/349**  
(58) **Field of Classification Search** ..... D6/330,  
D6/335-338, 340, 349-355, 358, 359, 364,  
D6/366, 376, 491, 495, 500-502; 297/16.1,  
297/39, 46, 135, 140, 156, 158.3, 158.4,  
297/175, 177, 187, 195.1, 195.11, 211, 245,  
297/423.1, 423.16, 445.1, 461, 462  
See application file for complete search history.

(56) **References Cited**  
**U.S. PATENT DOCUMENTS**  
4,377,309 A \* 3/1983 Mengshoel ..... 297/423.11  
D273,351 S \* 4/1984 Crockett ..... D6/349  
D319,352 S \* 8/1991 Desnoyers ..... D6/349  
D336,166 S \* 6/1993 Hollington ..... D6/349

D350,450 S \* 9/1994 Hassel et al. .... D6/349  
D396,357 S \* 7/1998 Perrin et al. .... D6/349  
D411,055 S \* 6/1999 Perrin et al. .... D6/349  
D524,068 S \* 7/2006 Halley ..... D6/349  
D540,047 S \* 4/2007 Mourgue ..... D6/352  
D555,918 S \* 11/2007 Massaud ..... D6/349  
D556,466 S \* 12/2007 Foster ..... D6/349

\* cited by examiner

*Primary Examiner*—Sandra Snapp  
(74) *Attorney, Agent, or Firm*—Schneck & Schneck; Thomas Schneck

(57) **CLAIM**

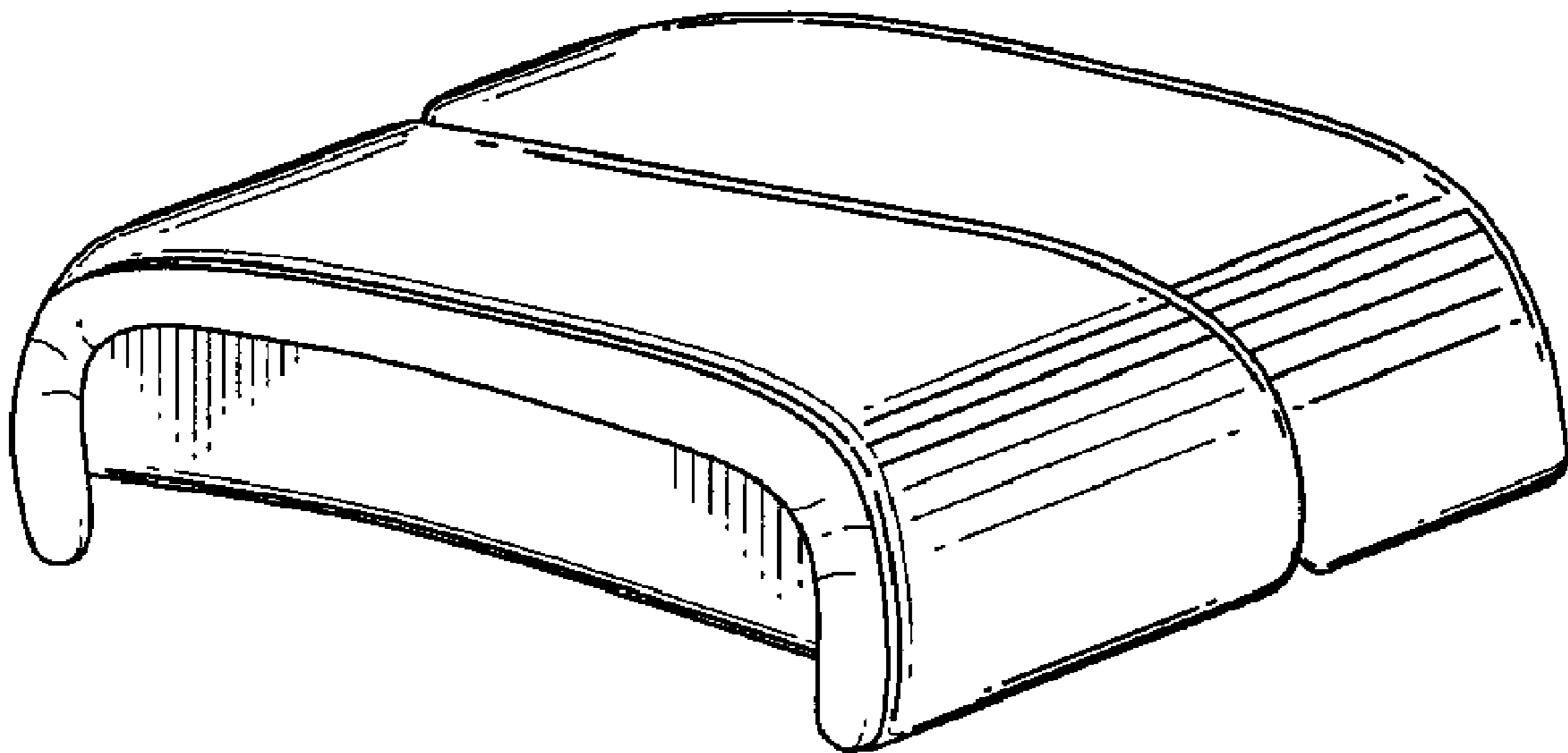
I claim the design for a stool, as shown.

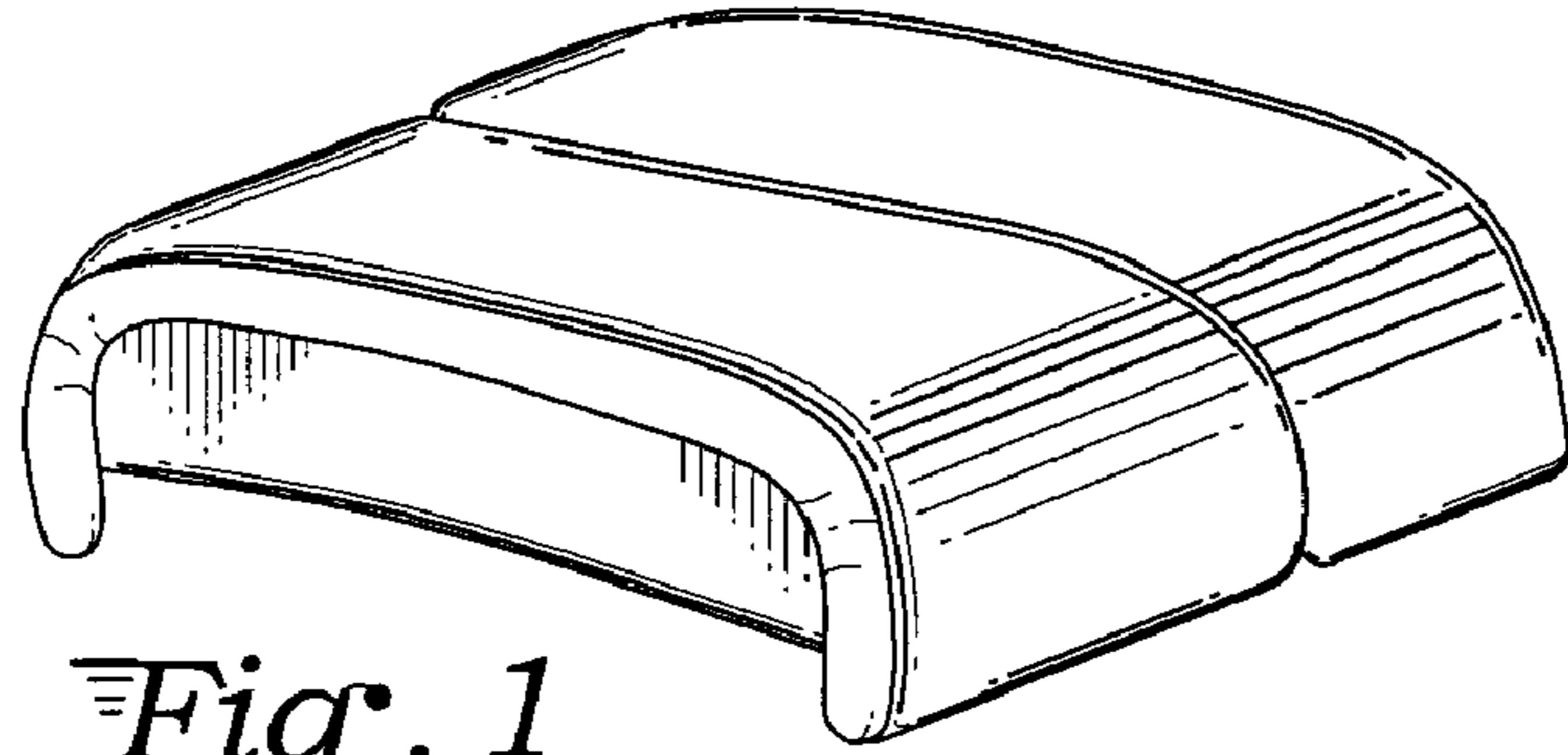
**DESCRIPTION**

FIG. 1 is a front perspective view of a stool of my design.  
FIG. 2 is a rear perspective view of the stool shown in FIG. 1.  
FIG. 3 is a front elevation view of the stool shown in FIG. 1.  
FIG. 4 is a rear elevation view of the stool shown in FIG. 1.  
FIG. 5 is a right side view of the stool shown in FIG. 1.  
FIG. 6 is a left side view of the stool shown in FIG. 1.  
FIG. 7 is a top view of the stool shown in FIG. 1; and,  
FIG. 8 is a bottom view of the stool shown in FIG. 1.

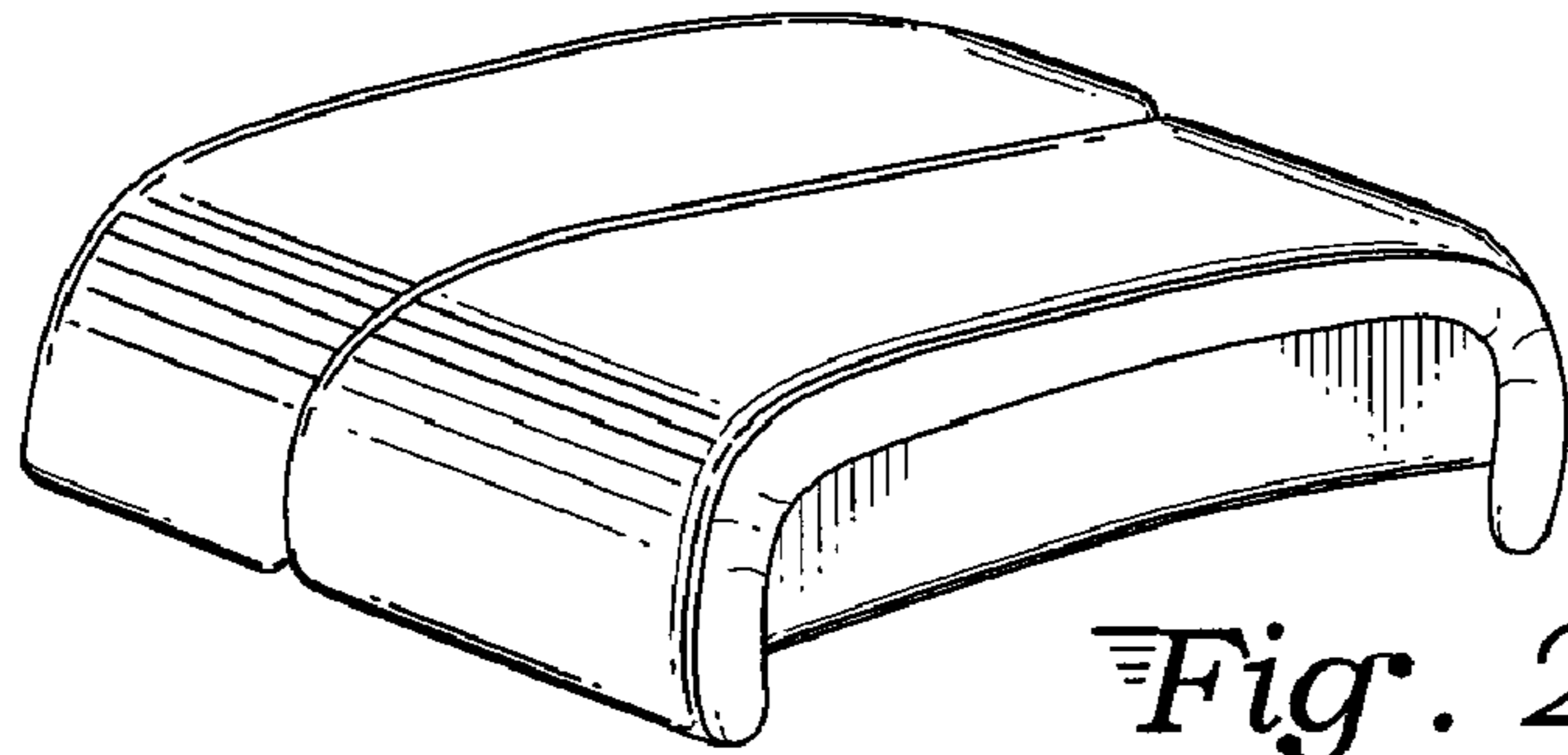
The broken lines shown in the drawings are for illustrative purposes only and form no part of the claimed design.

**1 Claim, 2 Drawing Sheets**

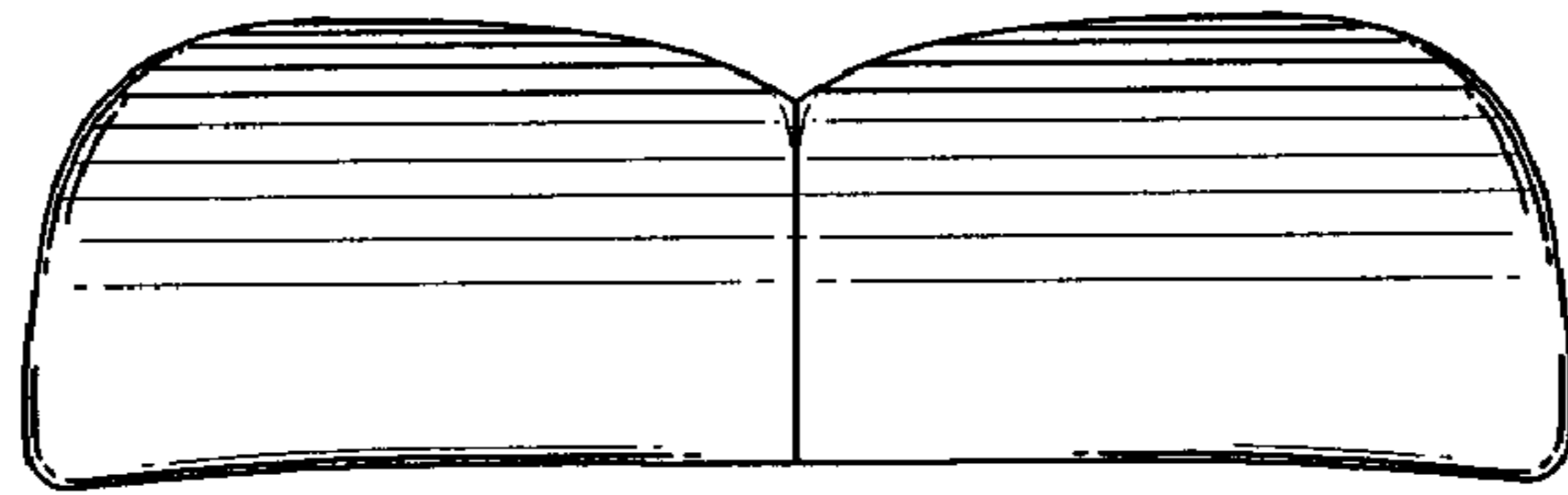




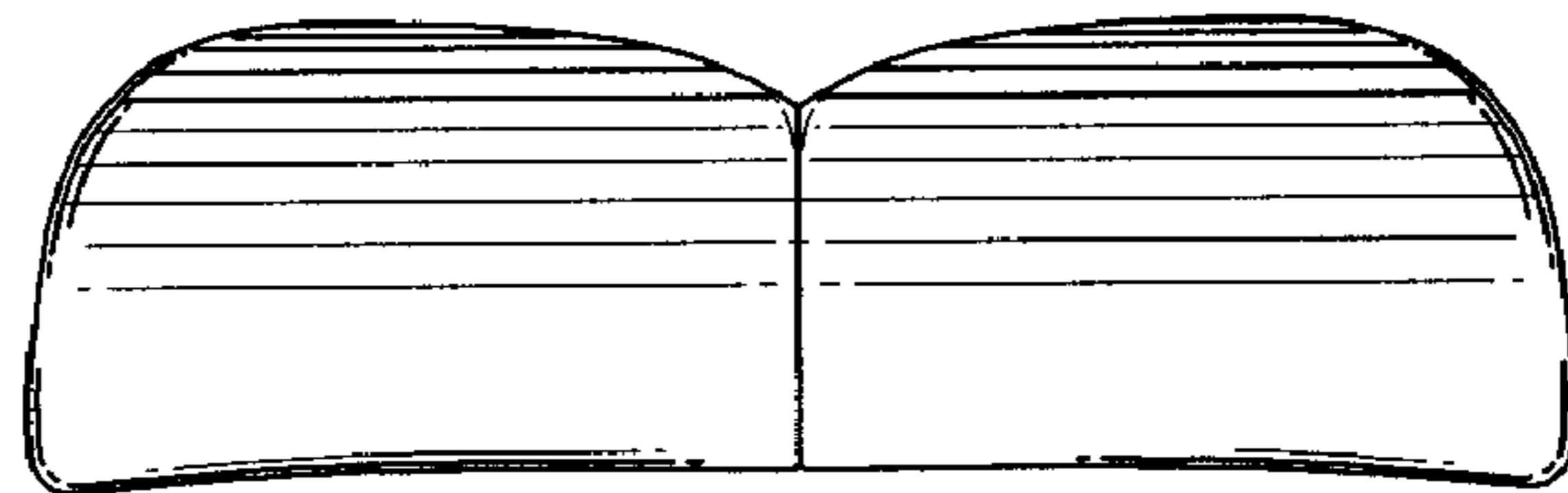
*Fig. 1*



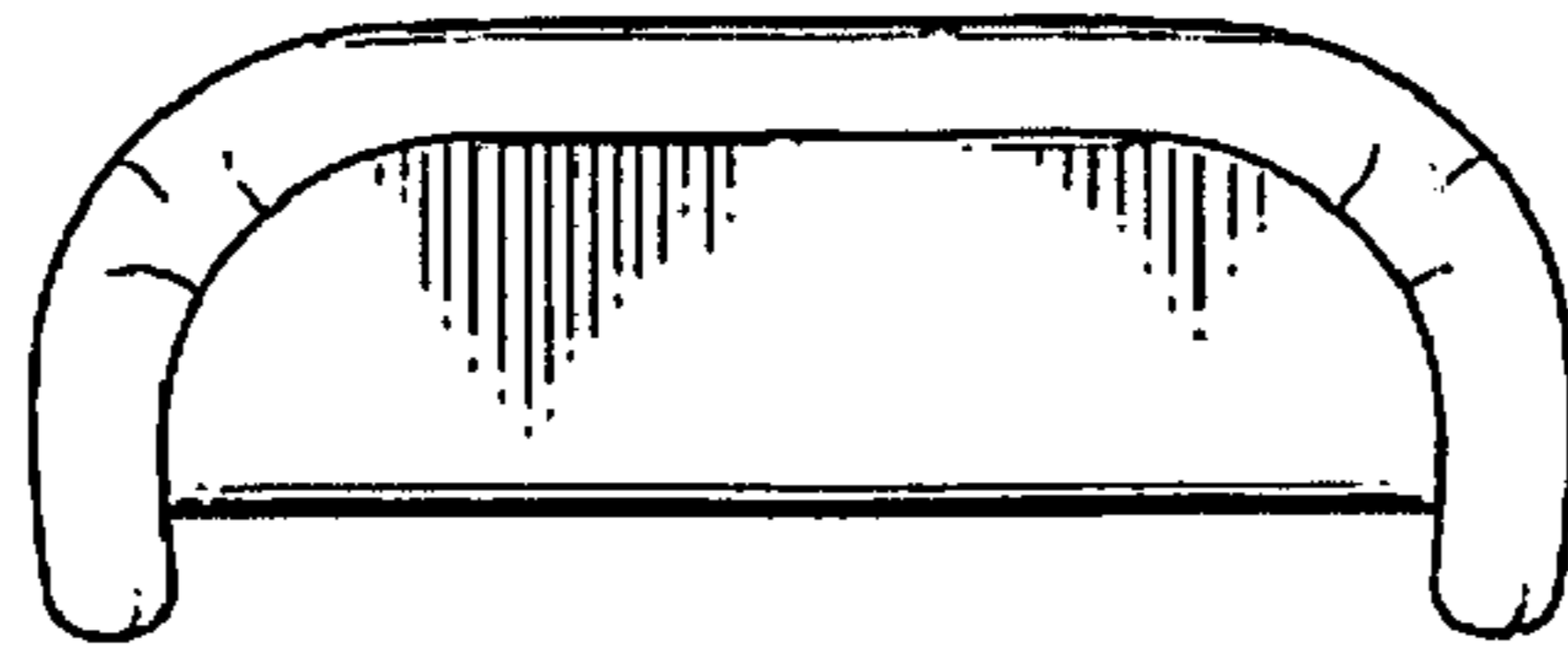
*Fig. 2*




*Fig. 3*




*Fig. 4*



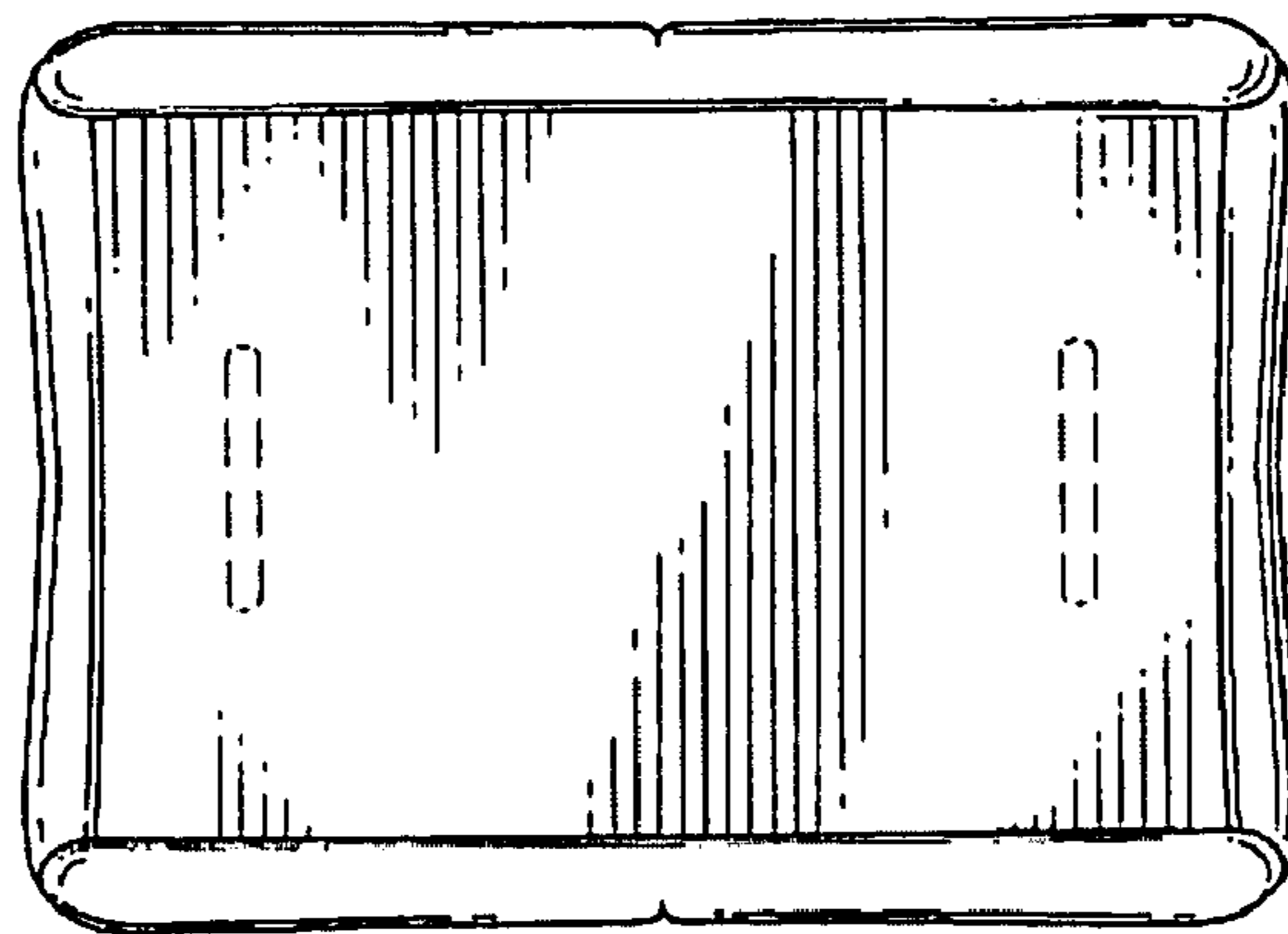
*Fig. 5*



*Fig. 6*



*Fig. 7*



*Fig. 8*