

US00D596414S

(12) **United States Design Patent**
Natuzzi

(10) **Patent No.:** **US D596,414 S**
(45) **Date of Patent:** **** Jul. 21, 2009**

(54) **CHAIR**

(75) Inventor: **Pasquale Natuzzi**, Santeramo in Colle
Bari (IT)

(73) Assignee: **Natuzzi S.p.A.** (IT)

(**) Term: **14 Years**

(21) Appl. No.: **29/326,617**

(22) Filed: **Oct. 21, 2008**

Related U.S. Application Data

(63) Continuation-in-part of application No. 29/297,674,
filed on Nov. 15, 2007, now abandoned.

(51) **LOC (9) Cl.** **06-01**

(52) **U.S. Cl.** **D6/334**

(58) **Field of Classification Search** D6/334,
D6/341, 371, 372, 373, 374, 375, 381, 491,
D6/492, 500, 501, 502; 297/232, 233, 239,
297/300.1, 311, 353, 445.1, 446.1, 448.1,
297/448.2, 452.11, DIG. 7, DIG. 8; 5/12.1,
5/12.2

See application file for complete search history.

(56) **References Cited**

U.S. PATENT DOCUMENTS

D284,812 S * 7/1986 Culler D6/371
D286,587 S * 11/1986 Culler D6/334
D286,588 S * 11/1986 Culler D6/334

D327,583 S * 7/1992 Dettinger D6/334
D330,638 S * 11/1992 Moschini D6/334
D336,165 S * 6/1993 Tihany D6/334
D352,615 S * 11/1994 Hutton D6/334
D383,006 S * 9/1997 Hutton D6/334
D395,958 S * 7/1998 Hutton D6/334
D430,973 S * 9/2000 Frankel et al. D6/334
D431,117 S * 9/2000 Hutton D6/334
D434,233 S * 11/2000 Frankel et al. D6/334
D485,688 S * 1/2004 Frinier et al. D6/334

* cited by examiner

Primary Examiner—Sandra Snapp

(74) *Attorney, Agent, or Firm*—St. Onge Steward Johnston &
Reens LLC

(57) **CLAIM**

The ornamental design for the chair, as shown and described.

DESCRIPTION

FIG. 1 is a front elevation view of the chair showing my
design.

FIG. 2 is top plan view thereof;


FIG. 3 is a back view thereof;

FIG. 4 is a side view thereof, the opposite side view being a
mirror image thereof; and,

FIG. 5 is an upper perspective view thereof.

The broken lines shown in the drawings are understood to
represent stitching.

1 Claim, 2 Drawing Sheets






FIG. 1

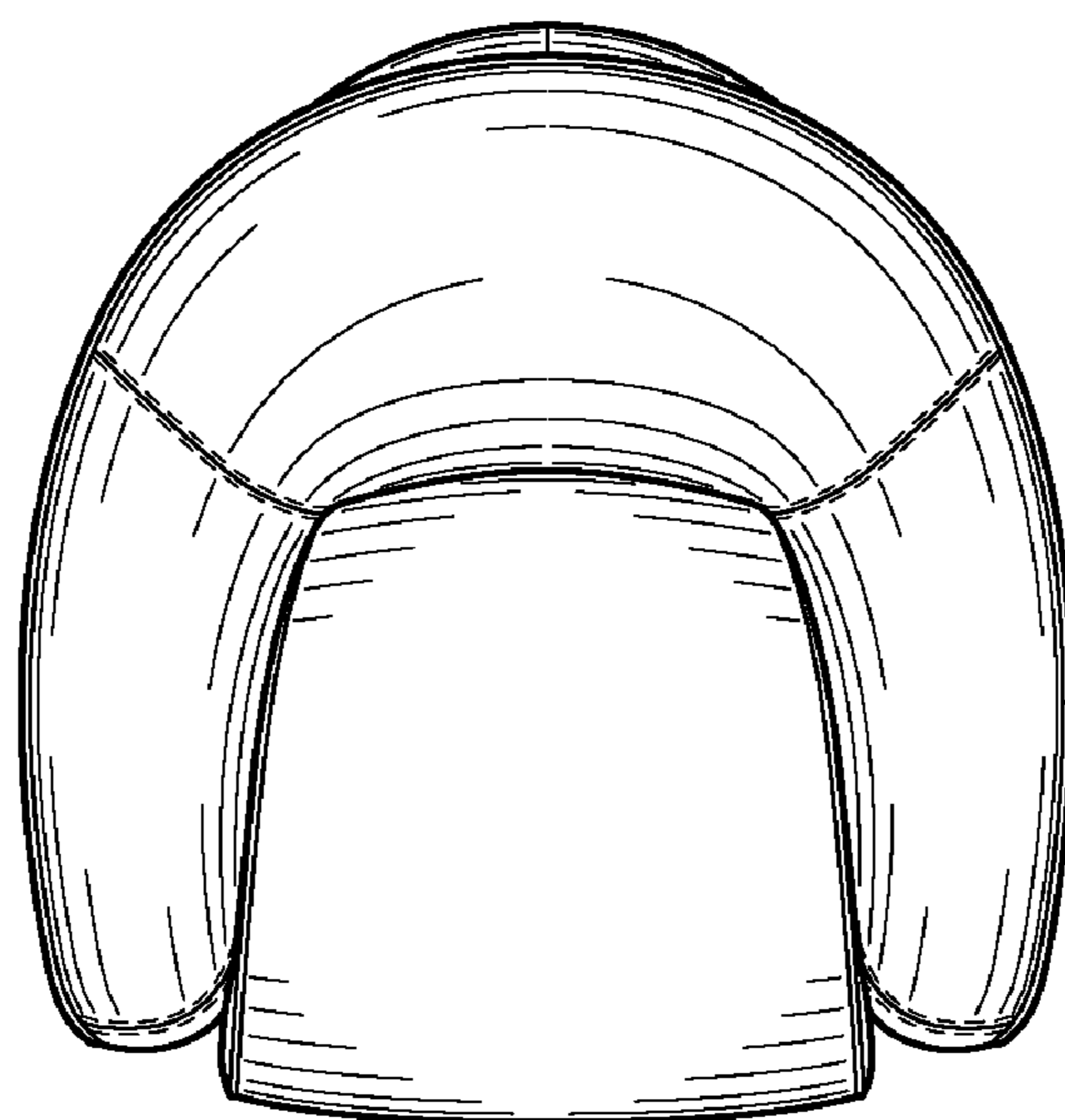


FIG. 2




FIG. 3

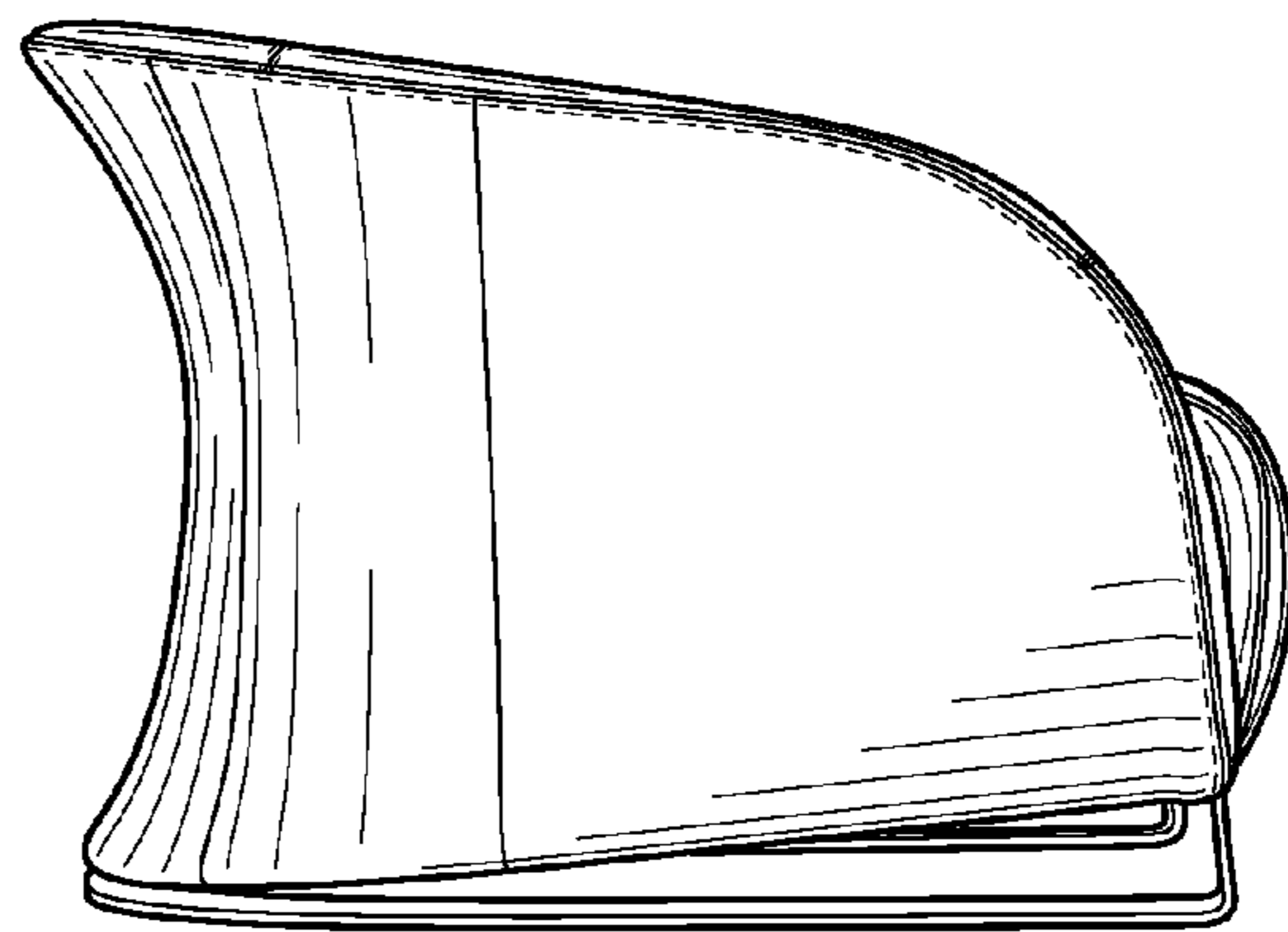


FIG. 4




FIG. 5