



US00D596413S

(12) **United States Design Patent**  
**Cagani et al.**

(10) **Patent No.:** **US D596,413 S**  
(45) **Date of Patent:** **\*\* Jul. 21, 2009**

(54) **CHAIR**

(75) Inventors: **Fabien Cagani**, Montreuil (FR);  
**Laurent Matras**, Montreuil (FR)

(73) Assignee: **Roset S.A.** (FR)

(\*\*) Term: **14 Years**

(21) Appl. No.: **29/321,237**

(22) Filed: **Jul. 14, 2008**

(30) **Foreign Application Priority Data**

Jan. 14, 2008 (FR) ..... 000857 495-0003

(51) **LOC (9) Cl.** ..... **06-01**

(52) **U.S. Cl.** ..... **D6/334**

(58) **Field of Classification Search** ..... D6/334,  
D6/341, 371, 372, 373, 374, 375, 381, 491,  
D6/492, 500, 501, 502; 297/232, 233, 239,  
297/300.1, 311, 353, 445.1, 446.1, 448.1,  
297/448.2, 452.11, DIG. 7, DIG. 8; 5/12.1,  
5/12.2

See application file for complete search history.

(56) **References Cited**

**U.S. PATENT DOCUMENTS**

- D110,387 S \* 7/1938 Eppenstein ..... D6/373
- D147,133 S \* 7/1947 Mankki ..... D6/375
- D177,081 S \* 3/1956 Wells ..... D6/334
- D186,308 S \* 10/1959 Knoll ..... D6/334
- 2,979,122 A \* 4/1961 Knoll ..... 297/446.1
- 3,127,216 A \* 3/1964 Clouse ..... 297/134

- 3,455,604 A \* 7/1969 Tureksin ..... 297/440.11
- D225,923 S \* 1/1973 Morrison ..... D6/373
- D235,236 S \* 6/1975 Prizlow ..... D6/375
- D237,847 S \* 12/1975 Skinroff ..... D6/373
- D237,848 S \* 12/1975 Skinroff ..... D6/373
- D298,989 S \* 12/1988 Mulhauser ..... D6/372
- D309,535 S \* 7/1990 Wilson ..... D6/372
- D318,379 S \* 7/1991 Fister, Jr. .... D6/334
- D343,572 S \* 1/1994 Billelo ..... D9/649
- D448,942 S \* 10/2001 Mourgue ..... D6/375
- D518,304 S \* 4/2006 Crescenti ..... D6/373
- D564,248 S \* 3/2008 Alter Molina et al. .... D6/373
- D585,206 S \* 1/2009 Mourgue ..... D6/373

\* cited by examiner

*Primary Examiner*—Sandra Snapp

(74) *Attorney, Agent, or Firm*—Cantor Colburn LLP

(57) **CLAIM**

We claim, the ornamental design for a chair, as shown and described.

**DESCRIPTION**

FIG. 1 is a front perspective view of a chair showing our new design;

FIG. 2 is a rear perspective view thereof;

FIG. 3 is a side view thereof;


FIG. 4 is an opposite side view thereof;


FIG. 5 is a rear elevation view thereof;

FIG. 6 is a top view thereof; and,

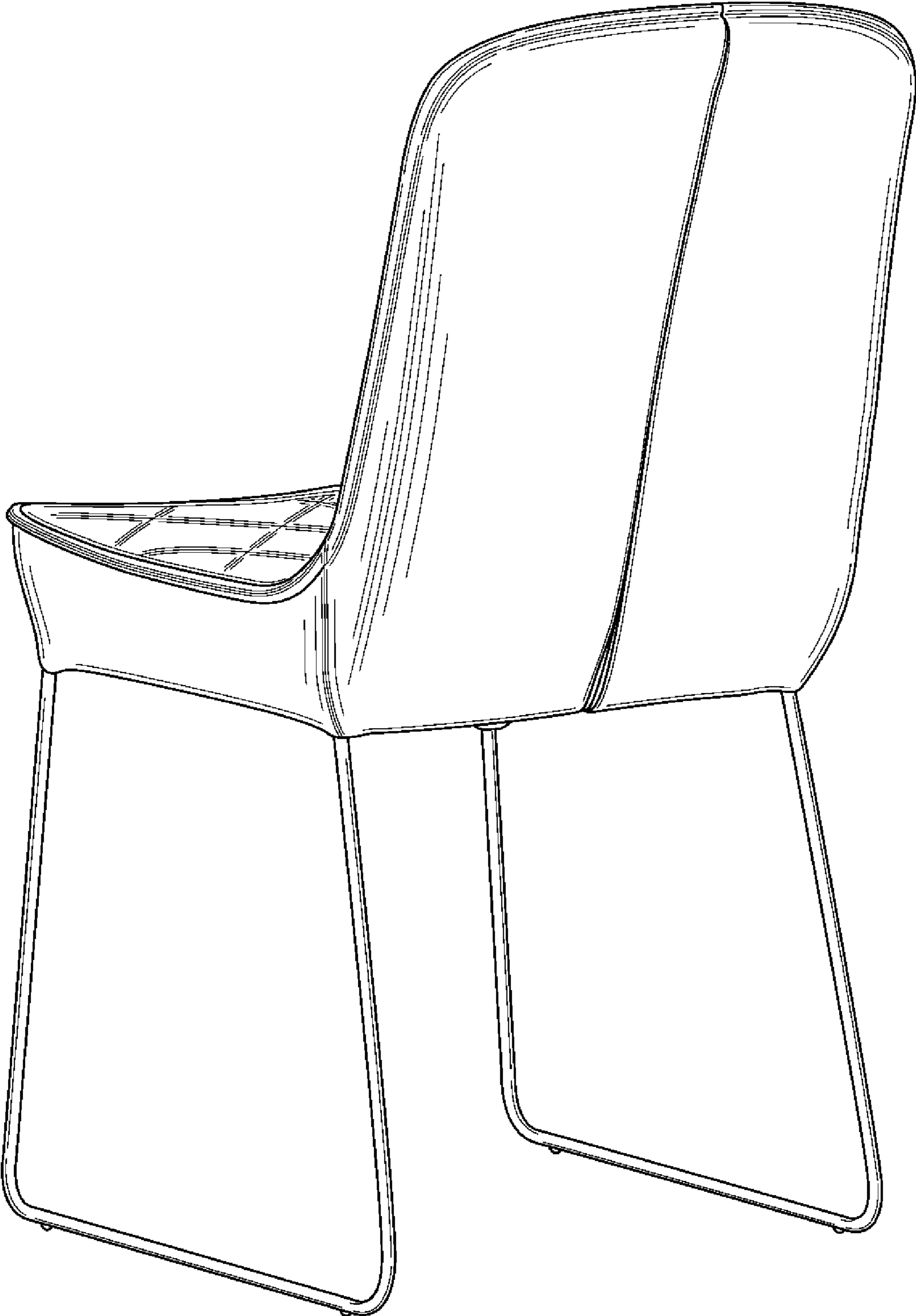
FIG. 7 is a front view thereof.

**1 Claim, 7 Drawing Sheets**






**FIG. 1**



**FIG. 2**



**FIG. 3**

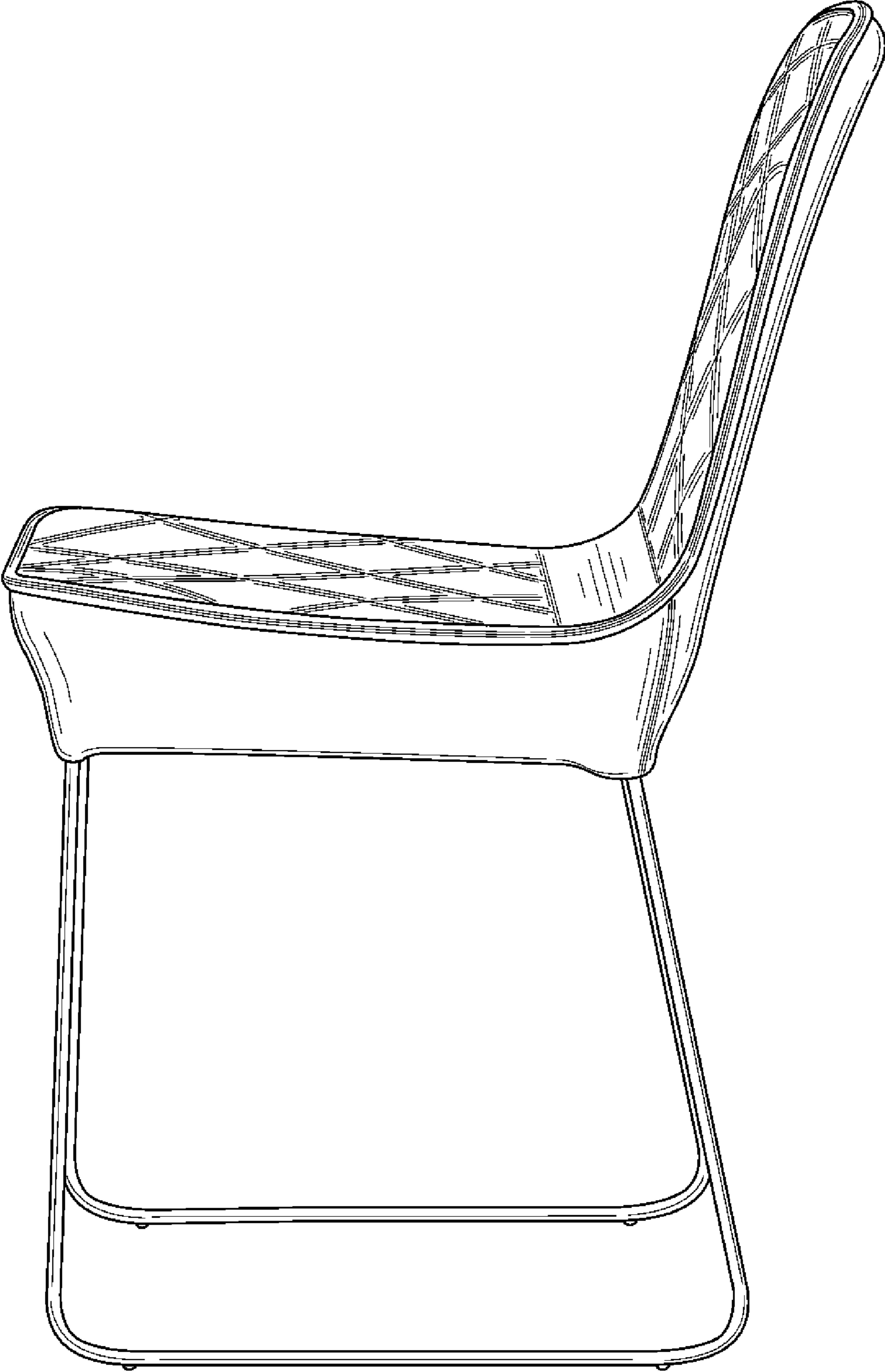
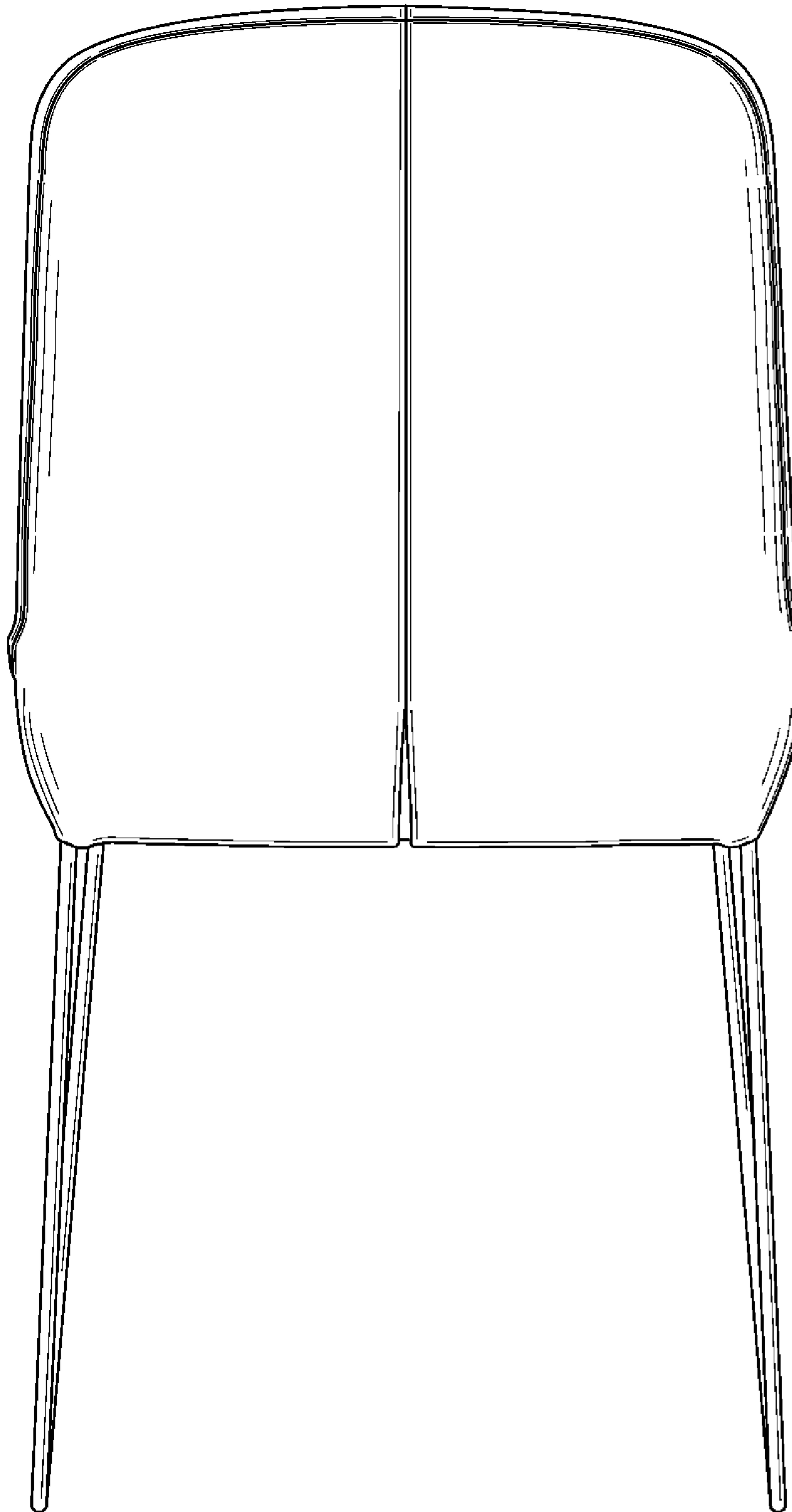



FIG. 4




**FIG. 5**





**FIG. 6**



**FIG. 7**