

US00D596391S

(12) **United States Design Patent**
Cho

(10) **Patent No.:** **US D596,391 S**

(45) **Date of Patent:** **** Jul. 21, 2009**

(54) **TWEEZER HOLDER**

(76) **Inventor:** **Yong Hoon Cho**, 604 Murfield Ct.,
Fullerton, CA (US) 92835

(**) **Term:** **14 Years**

(21) **Appl. No.:** **29/310,558**

(22) **Filed:** **Aug. 26, 2008**

(51) **LOC (9) Cl.** **03-01**

(52) **U.S. Cl.** **D3/205; D3/201**

(58) **Field of Classification Search** D3/201,
D3/205-206, 265, 294-295, 298-300, 273;
D7/635; D9/422; D28/55, 73; 206/216,
206/228, 235, 570-571, 581, 823

See application file for complete search history.

(56) **References Cited**

U.S. PATENT DOCUMENTS

D29,020 S *	7/1898	Clauss	D9/420
D47,350 S *	5/1915	Van Alst	D3/206
2,700,492 A *	1/1955	Baetzing	224/240
D223,314 S *	4/1972	Goldfeder	D3/200
D304,739 S *	11/1989	Ukisu	D3/271.1
D331,318 S *	12/1992	Abel et al.	D3/204
D338,338 S *	8/1993	Zaglin	D3/299
D342,382 S *	12/1993	Kalinsky	D3/205
D408,129 S *	4/1999	Spraulding	D3/205
D423,214 S *	4/2000	Hawkins et al.	D3/294
D426,018 S *	5/2000	White et al.	D27/191
D534,422 S *	1/2007	Hallberg	D9/422

D544,647 S *	6/2007	Israel	D28/55
D557,490 S *	12/2007	Fedon et al.	D3/206
D572,476 S *	7/2008	Raile	D3/265

* cited by examiner

Primary Examiner—Philip S Hyder

Assistant Examiner—Roselyne Cody

(74) *Attorney, Agent, or Firm*—Maria Erlinda Co Sarno

(57) **CLAIM**

The ornamental design for a tweezer holder, as shown and described.

DESCRIPTION

FIG. 1 is a perspective view of a tweezer holder showing my new design;

FIG. 2 is a perspective view of the tweezer holder in an open position housing a tweezer;

FIG. 3 is a front elevational view of the tweezer holder thereof;

FIG. 4 is a rear elevational view of the tweezer holder thereof;

FIG. 5 is a left side elevational view thereof;

FIG. 6 is a right side elevational view thereof;

FIG. 7 is a top plan view thereof; and,

FIG. 8 is a bottom plan view thereof.

The tweezer shown in broken lines is for illustrative purposes only and forms no part of the claimed design.

1 Claim, 3 Drawing Sheets

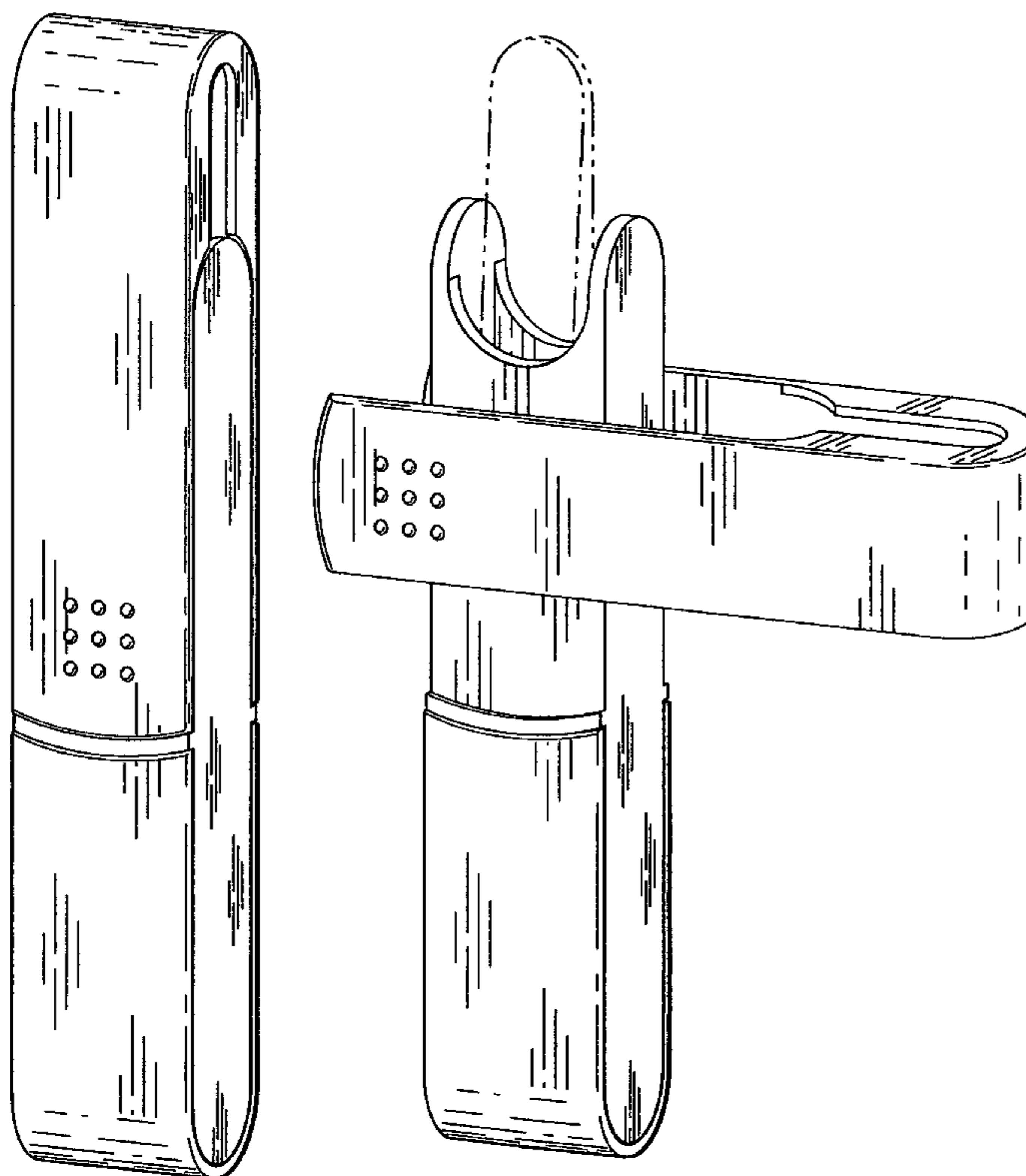


Fig. 1

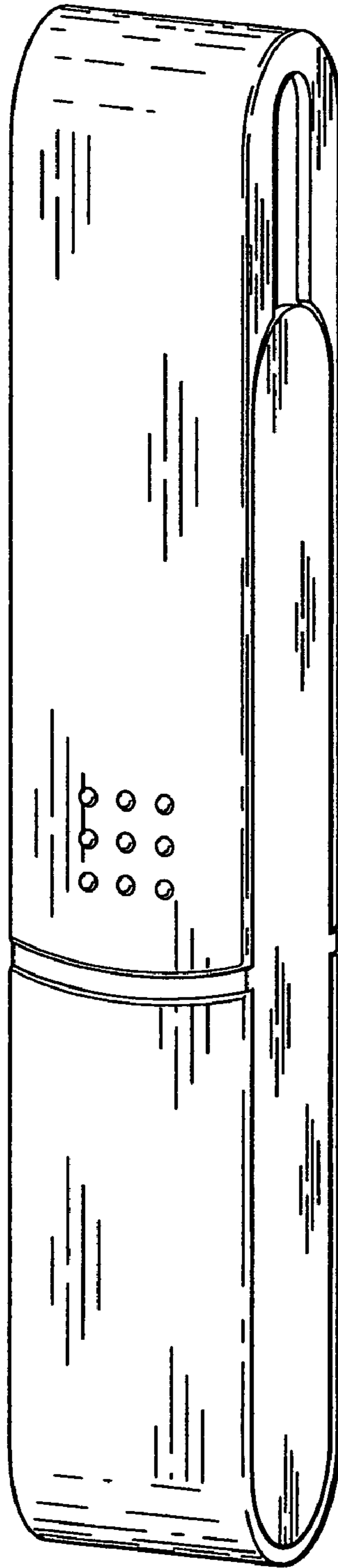


Fig. 2

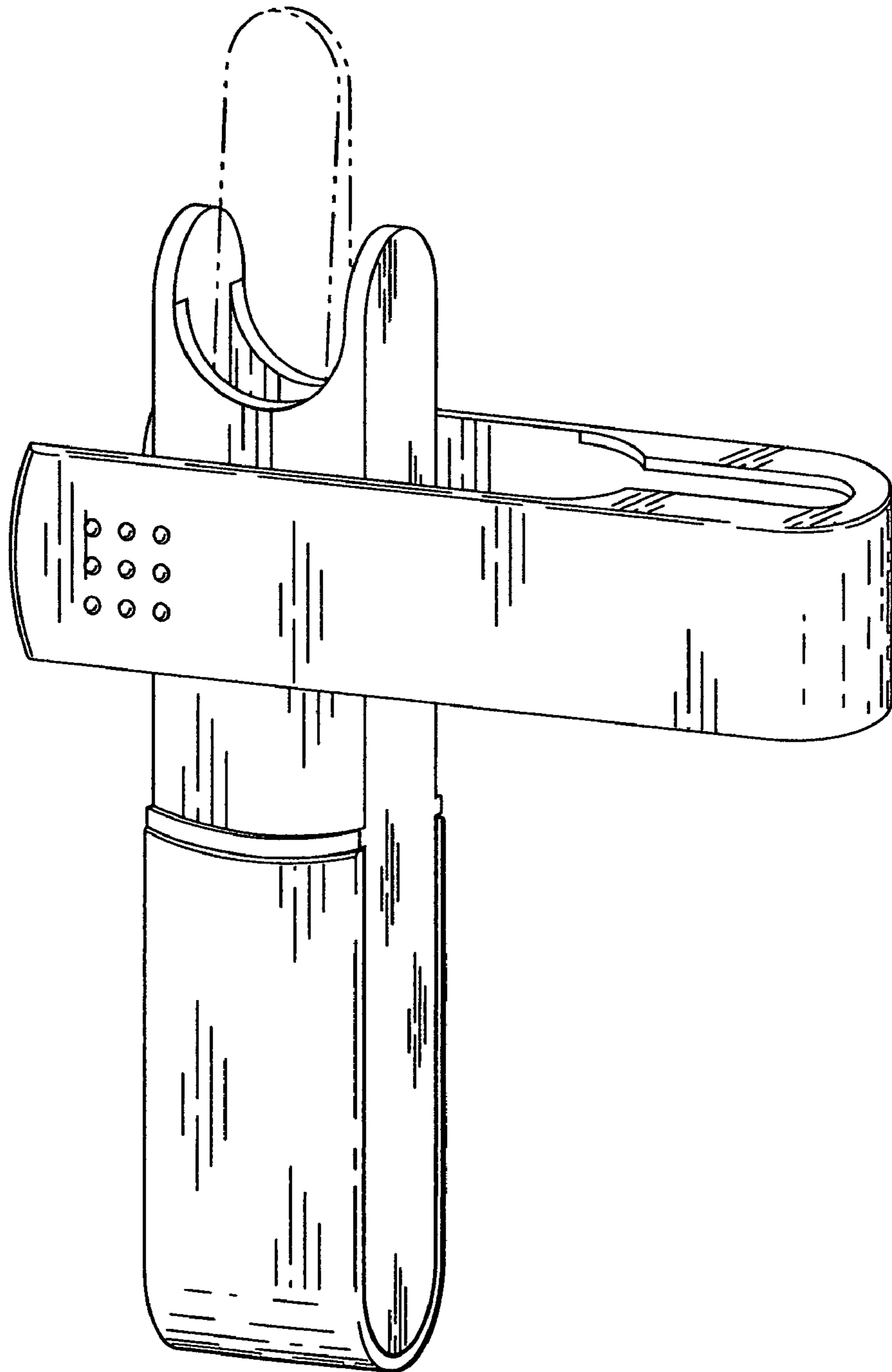


Fig. 3

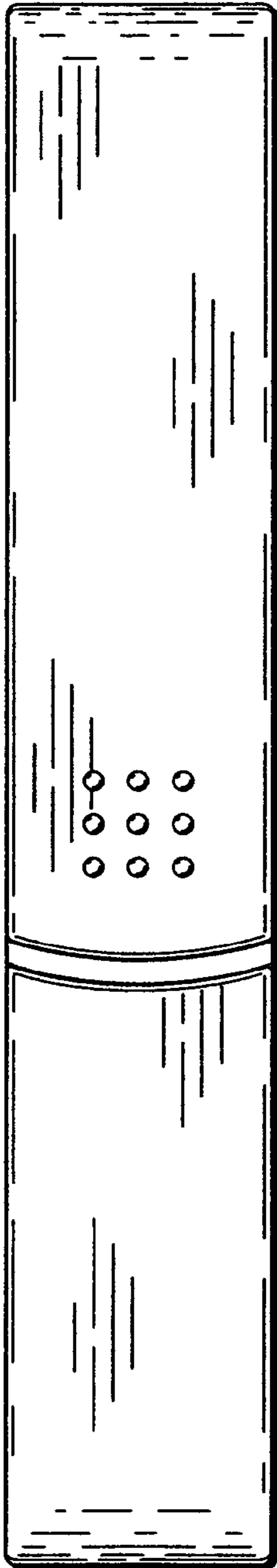


Fig. 4

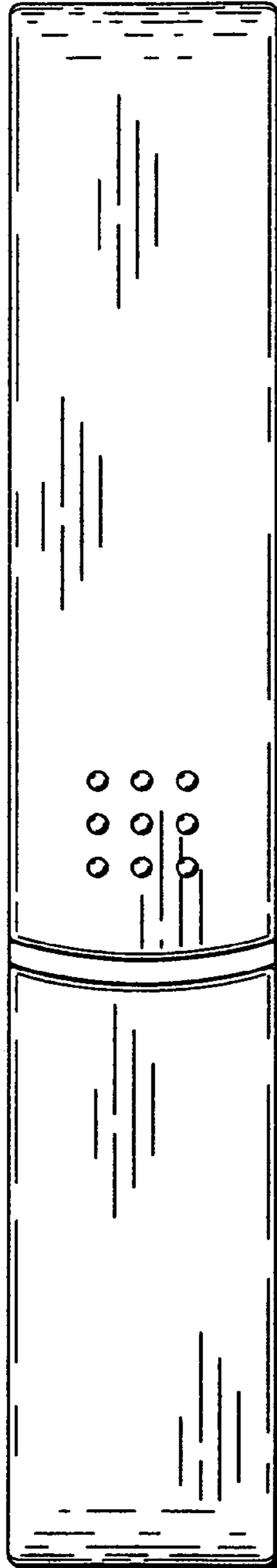


Fig. 5




Fig. 6

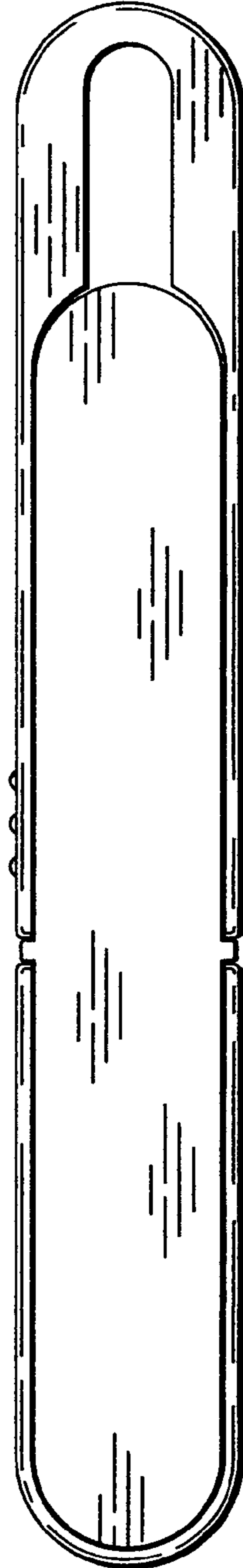


Fig. 7



Fig. 8

