



US00D596385S

(12) **United States Design Patent**  
**McDade et al.**

(10) **Patent No.:** **US D596,385 S**  
(45) **Date of Patent:** **\*\* Jul. 21, 2009**

(54) **SHOE OUTSOLE**

(75) Inventors: **John P McDade**, Arlington, TX (US);  
**Howard Phillip Moton, Jr.**, Dallas, TX (US)

(73) Assignee: **Already, LLC**, Euless, TX (US)

(\*\*) Term: **14 Years**

(21) Appl. No.: **29/283,643**

(22) Filed: **Aug. 20, 2007**

(51) **LOC (9) Cl.** ..... **02-04**

(52) **U.S. Cl.** ..... **D2/953**

(58) **Field of Classification Search** ..... D2/896,  
D2/902, 908, 947, 949, 951, 953, 960; 36/103,  
36/3 B, 7.1 R, 7.3, 22 R, 24.5, 25 R, 32 R  
See application file for complete search history.

(56) **References Cited**

**U.S. PATENT DOCUMENTS**

2,796,946 A \* 6/1957 Kulmann ..... 181/0.5  
D267,828 S \* 2/1983 Cohen ..... D5/53

D329,131 S \* 9/1992 Ostberg ..... D2/953  
D455,895 S \* 4/2002 Yang ..... D2/955  
D522,218 S \* 6/2006 Burg ..... D2/953  
7,281,343 B2 \* 10/2007 Riha et al. .... 36/59 C

\* cited by examiner

*Primary Examiner*—Ian Simmons  
*Assistant Examiner*—Dana L Sipos

(74) *Attorney, Agent, or Firm*—Eugenia S. Hansen;  
Hemingway & Hansen

(57) **CLAIM**

The ornamental design for a shoe outsole, as shown and described.

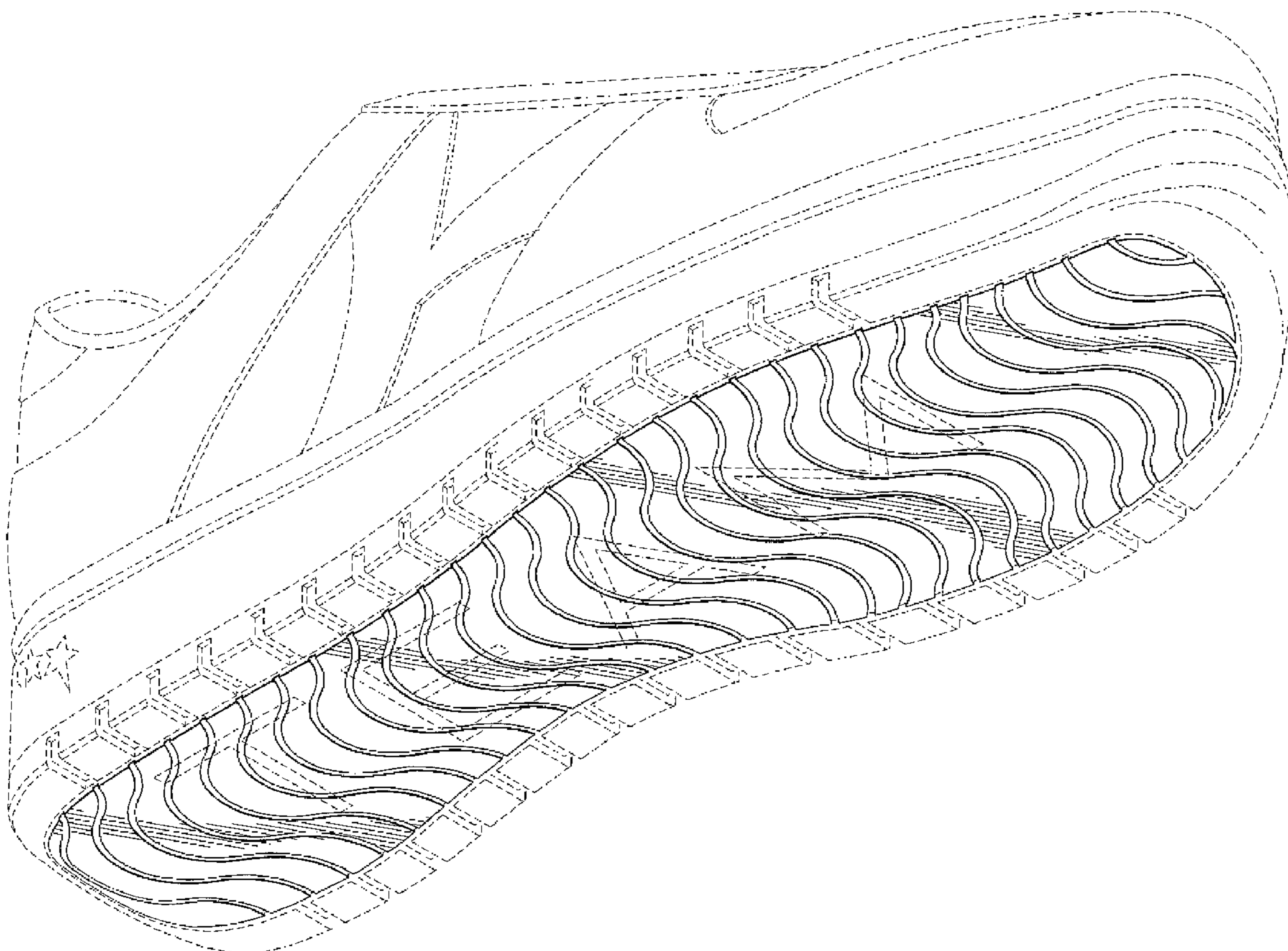
**DESCRIPTION**

FIG. 1 is a perspective view of a shoe outsole showing our new design; and,

FIG. 2 is a bottom view of a shoe outsole shown in FIG. 1.

The broken lines in the drawings showing the outer perimeter of the shoe outsole and the shoe upper illustrate the portions of the design that form no part of the claim.

**1 Claim, 2 Drawing Sheets**



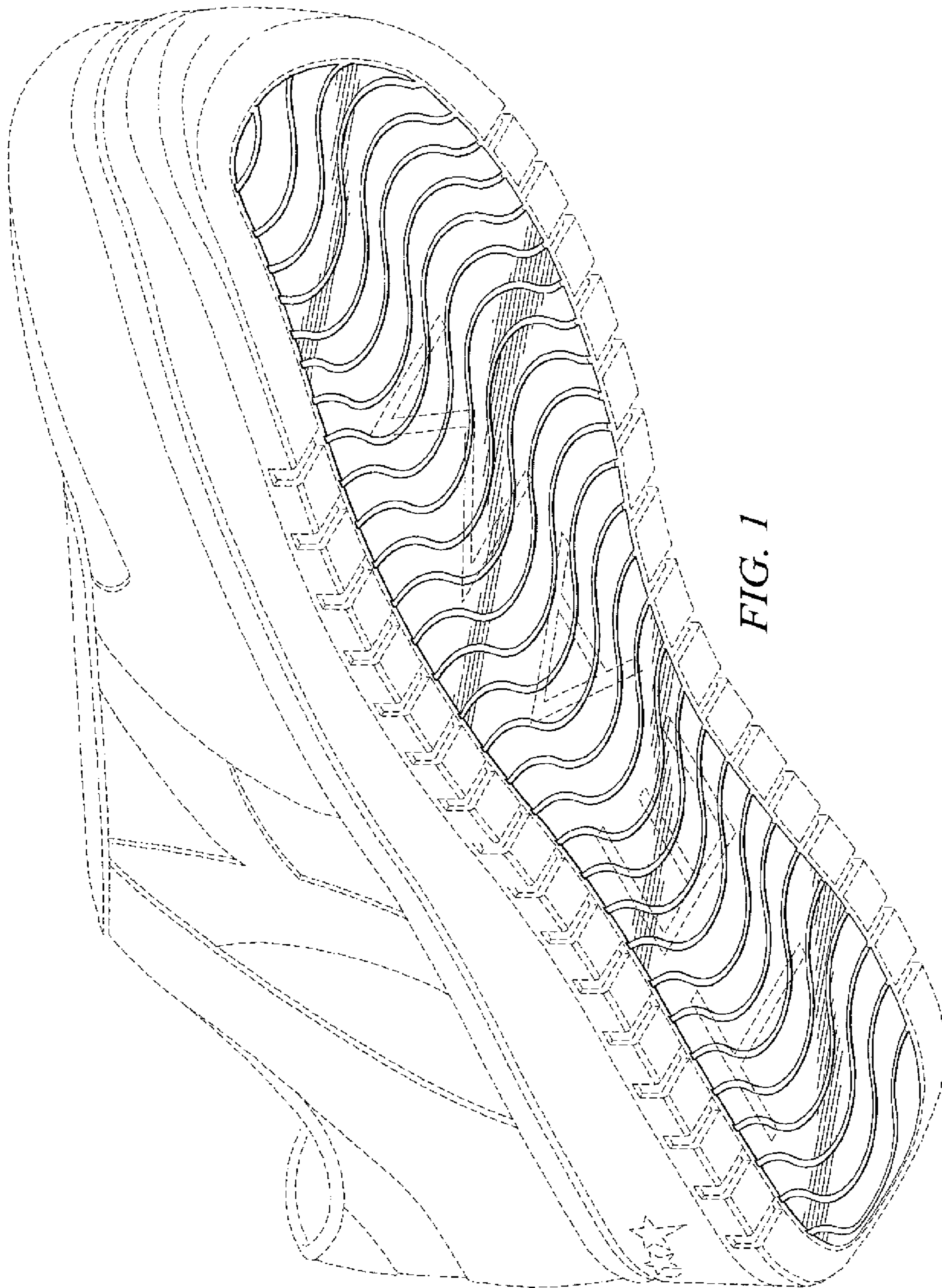


FIG. 1

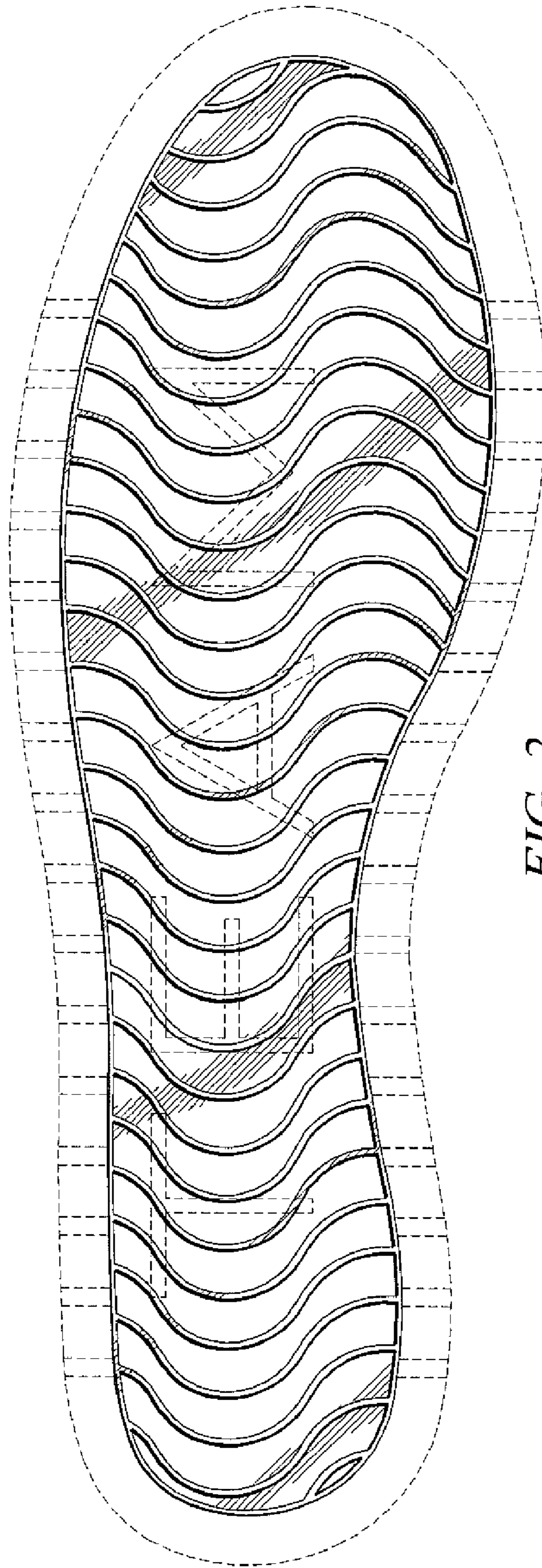


FIG. 2