



US00D596384S

(12) **United States Design Patent**  
**Andersen et al.**

(10) **Patent No.:** **US D596,384 S**  
(45) **Date of Patent:** **\*\* Jul. 21, 2009**

(54) **FOOTWEAR SOLE**

(75) Inventors: **Deborah H. Andersen**, Prevost (CA);  
**Lucio Bandini**, Montebelluna (IT);  
**Grant A. Urie**, Shelburne, VT (US);  
**Laura Bianchi**, Como (IT)

(73) Assignee: **Wolverine World Wide, Inc.**, Rockford,  
MI (US)

(\*\*) Term: **14 Years**

(21) Appl. No.: **29/307,904**

(22) Filed: **May 20, 2008**

(51) **LOC (9) Cl.** ..... **02-01**

(52) **U.S. Cl.** ..... **D2/951; D2/953; D2/954;**  
D2/957

(58) **Field of Classification Search** ..... D2/902,  
D2/947, 951, 952, 953, 954, 956, 957, 959,  
D2/960; 36/3 B, 22 R, 24.5, 25 R, 32 R,  
36/59 C; D5/6, 37, 45, 66

See application file for complete search history.

(56) **References Cited**

U.S. PATENT DOCUMENTS

D119,291 S *	3/1940	Watanabe	.....	D2/959
2,433,303 A *	12/1947	Spini	.....	36/59 C
4,180,923 A *	1/1980	Dassler	.....	36/32 R
D329,534 S *	9/1992	Worthington	.....	D2/959
D355,754 S *	2/1995	Brandon	.....	D2/951
D400,345 S *	11/1998	Teaque	.....	D2/957
D414,918 S *	10/1999	McNaught	.....	D2/953
D497,468 S *	10/2004	McClaskie	.....	D2/952
D507,097 S *	7/2005	Sonnergren	.....	D2/956
D507,694 S *	7/2005	Recchi	.....	D2/953

D522,724 S *	6/2006	Urie et al.	.....	D2/954
D541,020 S *	4/2007	McClaskie	.....	D2/952
D548,434 S *	8/2007	McClaskie	.....	D2/953
D550,437 S *	9/2007	Belley et al.	.....	D2/953
D550,440 S *	9/2007	Matis et al.	.....	D2/956
D556,989 S	12/2007	Horne et al.		
D564,736 S	3/2008	Belley et al.		
D566,938 S *	4/2008	Matis et al.	.....	D2/957
D580,136 S *	11/2008	St-Louis et al.	.....	D2/952
2003/0172548 A1 *	9/2003	Fuerst	.....	36/28

\* cited by examiner

Primary Examiner—Celia A Murphy

(74) Attorney, Agent, or Firm—Warner Norcross & Judd LLP

(57) **CLAIM**

The ornamental design for footwear sole, as shown and described.

**DESCRIPTION**

FIG. 1 is a perspective view of the footwear sole embodying the new design;

FIG. 2 is a bottom view thereof;

FIG. 3 is a right side view thereof;

FIG. 4 is a left side view thereof;

FIG. 5 is a front view thereof; and,

FIG. 6 is a rear view thereof.

FIGS. 1–6 show features of an article of footwear in phantom lines. These features are shown for environmental purposes and do not form any part of the claimed design. Further, the phantom lines immediately adjacent the solid-line portions of the design form the boundary of the design, with the phantom lines forming no part of the claimed design.

**1 Claim, 4 Drawing Sheets**



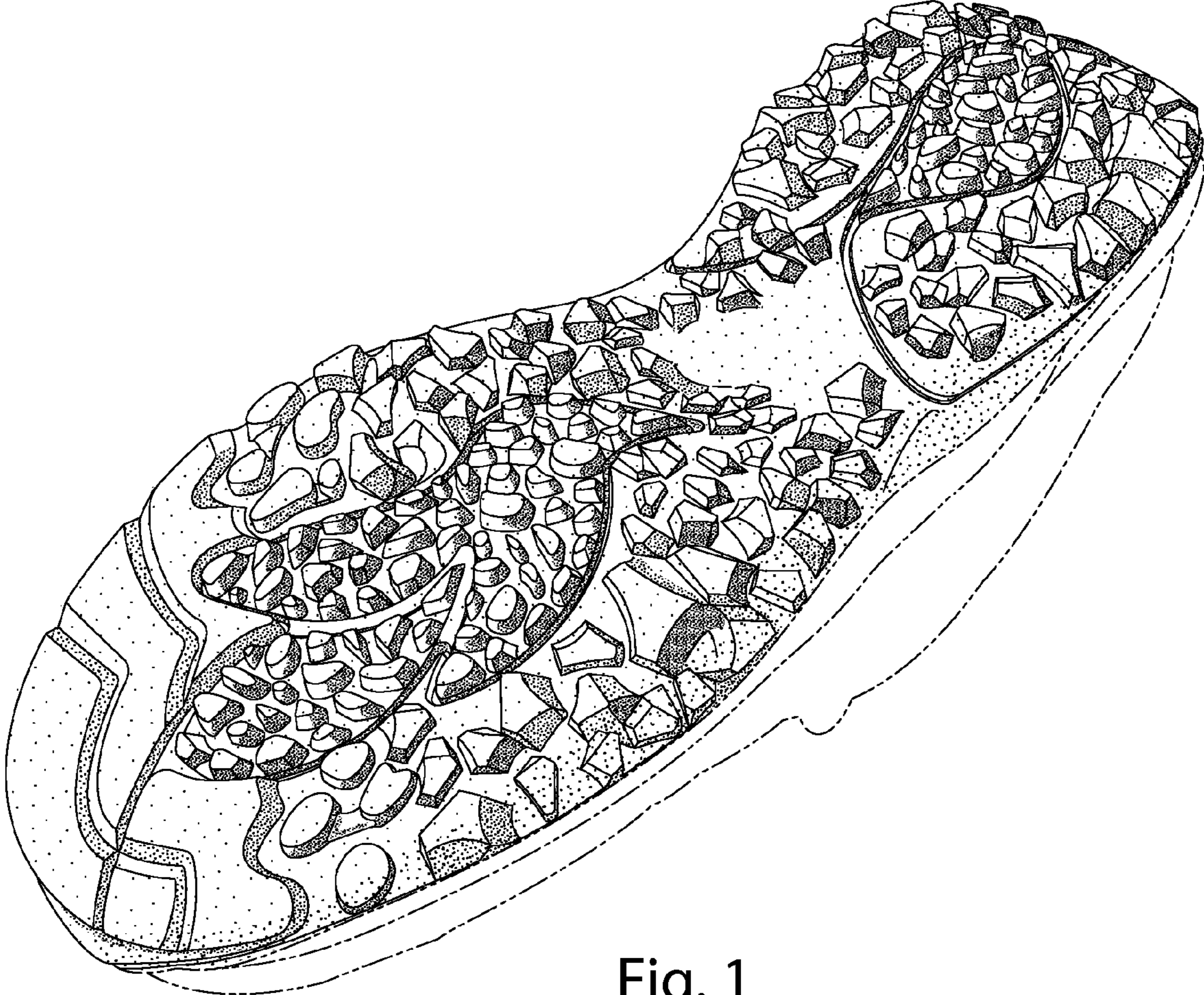


Fig. 1

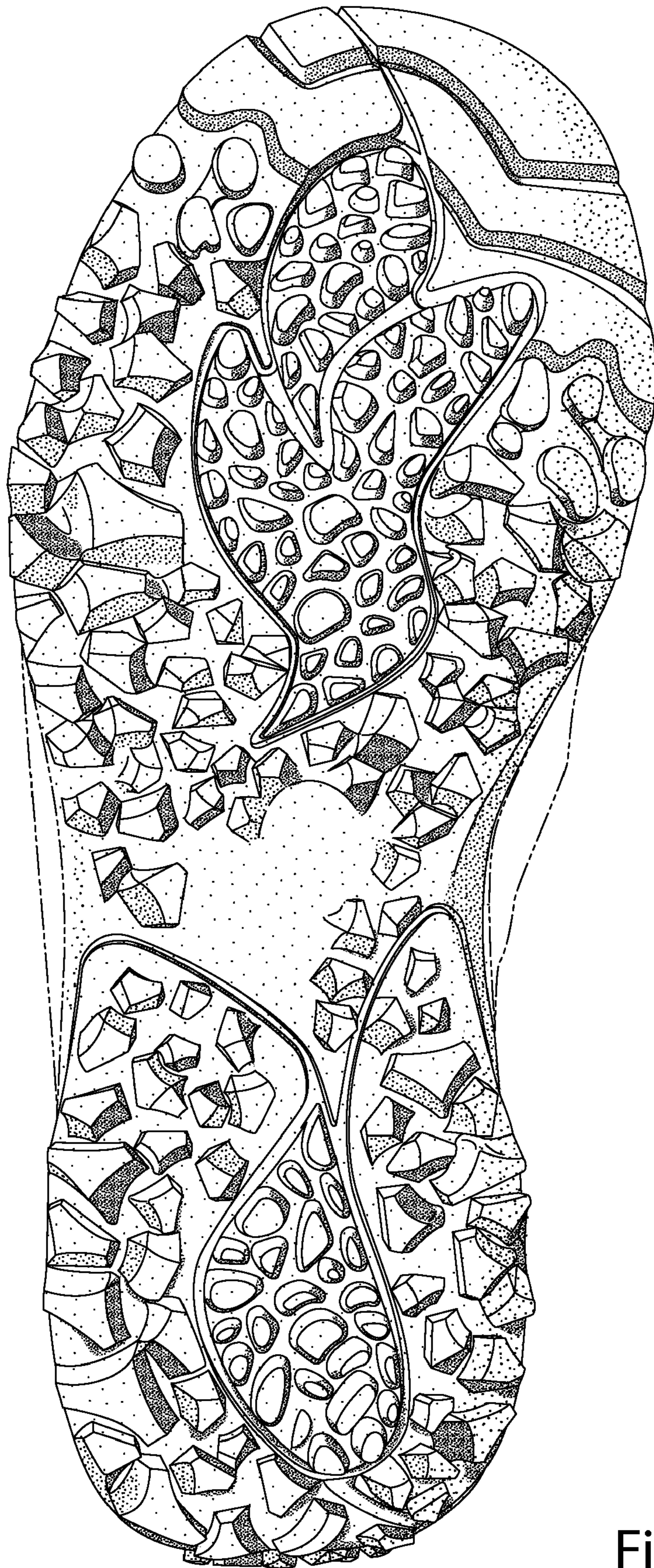


Fig. 2




Fig. 3




Fig. 4

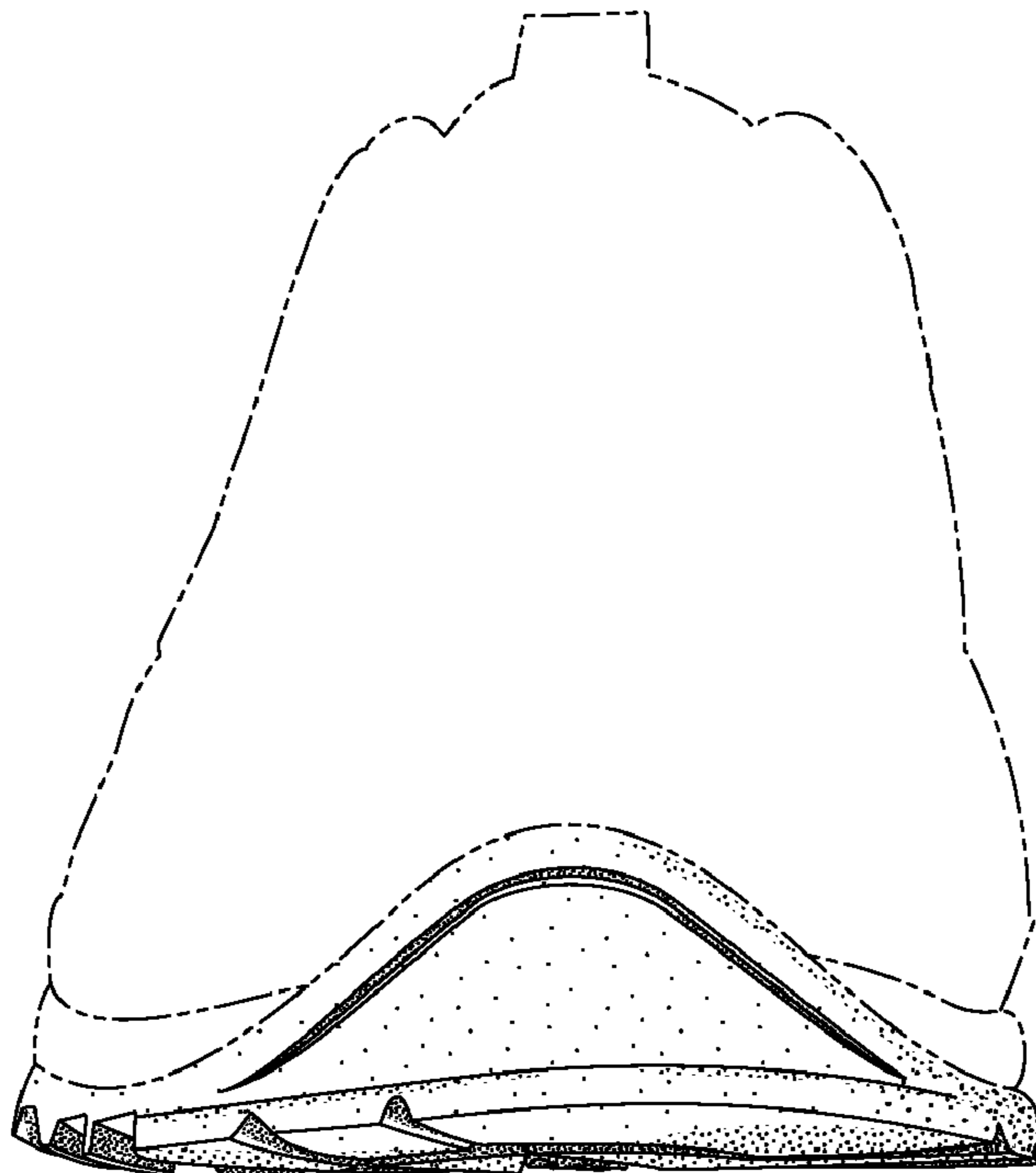


Fig. 5

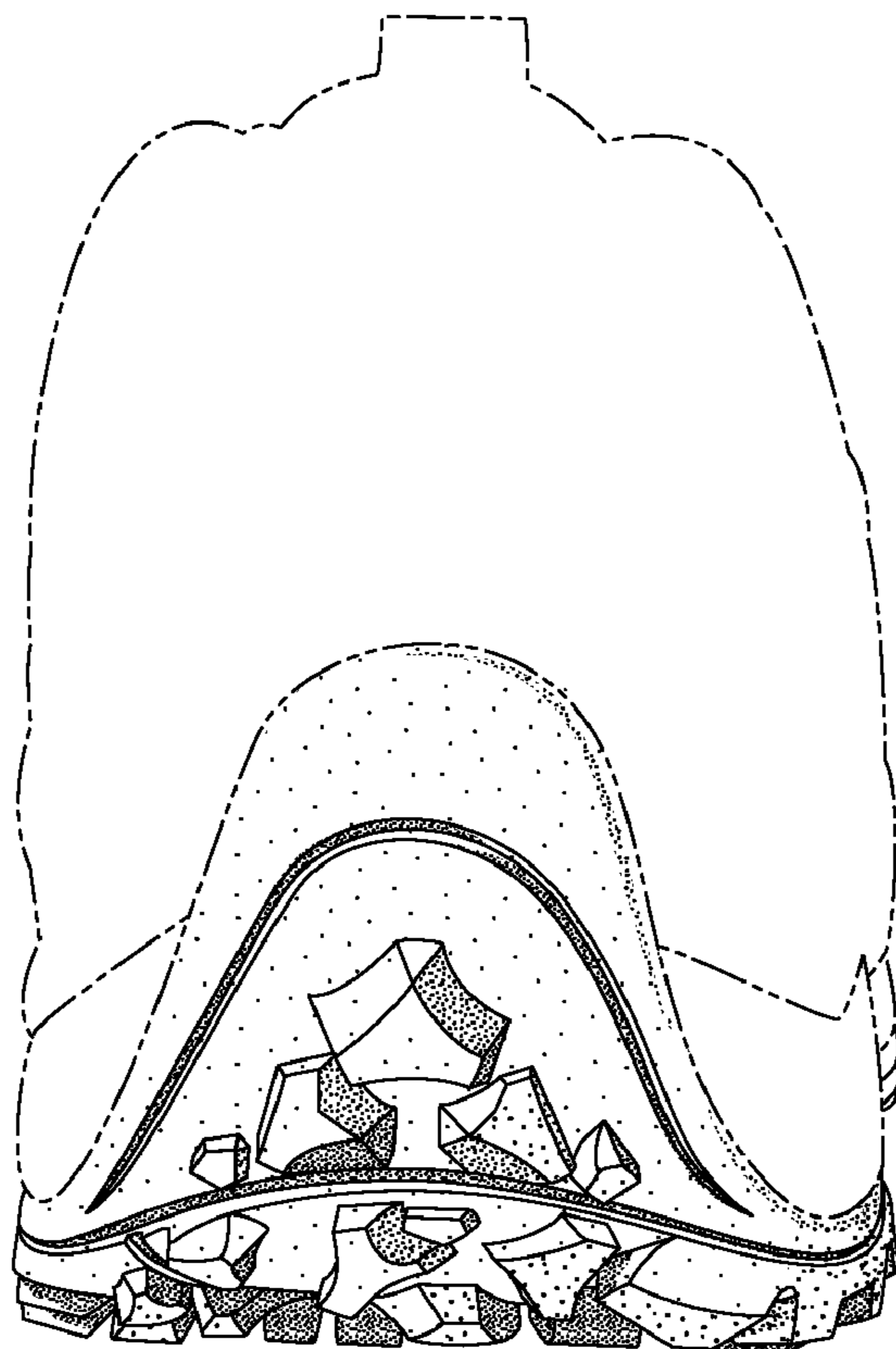


Fig. 6