

US00D596376S

(12) **United States Design Patent**  
**Lehtinen**

(10) **Patent No.:** **US D596,376 S**

(45) **Date of Patent:** **\*\* \*Jul. 21, 2009**

(54) **PRETZEL CHIP**

(75) Inventor: **Christina Lehtinen**, Belmont, MI (US)

(73) Assignee: **Roskam Baking Company**, Grand Rapids, MI (US)

(\*) Notice: This patent is subject to a terminal disclaimer.

(\*\*) Term: **14 Years**

(21) Appl. No.: **29/303,638**

(22) Filed: **Feb. 13, 2008**

(51) **LOC (9) Cl.** ..... **01-01**

(52) **U.S. Cl.** ..... **D1/128**

(58) **Field of Classification Search** ..... D1/120-121,  
D1/124-129, 199; 426/94-95, 89, 128, 138-139,  
426/144, 293, 383, 438-439, 445-446, 449-450,  
426/458-460, 462-463, 496, 502-504, 512,  
426/516, 543, 549-550, 556, 618-621, 625,  
426/629, 805, 808, 96, 104

See application file for complete search history.

(56) **References Cited**

U.S. PATENT DOCUMENTS

D116,174 S *	8/1939	Trabold	.....	D1/199
3,332,781 A *	7/1967	Benson et al.	.....	426/446
D208,397 S *	8/1967	Reinhart	.....	D1/199
D228,827 S *	10/1973	Cammelot	.....	D1/199
D247,734 S	4/1978	Ryan, Jr.		
4,166,136 A *	8/1979	Stoll	.....	426/144
D258,320 S	2/1981	Schilpp et al.		
D277,235 S *	1/1985	Arend	.....	D1/199
D294,420 S	3/1988	Austin		
D296,376 S *	6/1988	Constance	.....	D1/128
D317,973 S	7/1991	McCleary		
D344,619 S	3/1994	Klein		
D349,015 S	7/1994	Kaiser		
D375,396 S	11/1996	Wilson et al.		
D378,868 S	4/1997	Bartter		
D379,707 S	6/1997	Bartter		
D423,184 S	4/2000	Lamont		

D425,286 S	5/2000	Smoak		
D426,368 S	6/2000	Wencel, Jr. et al.		
D429,055 S	8/2000	Hyneman		
D445,237 S *	7/2001	Boselli et al.	.....	D1/128
D509,044 S	9/2005	Wilson et al.		
D510,172 S	10/2005	Wilson et al.		
D515,277 S	2/2006	Wilson et al.		

\* cited by examiner

*Primary Examiner*—Cathron C Brooks

*Assistant Examiner*—Barbara Fox

(74) *Attorney, Agent, or Firm*—Price, Heneveld, Cooper, DeWitt & Litton, LLP

(57) **CLAIM**

I claim the ornamental design for a pretzel chip, as shown and described.

**DESCRIPTION**

FIG. 1 is a perspective view of a pretzel chip of the present invention.

FIG. 2 is a top view of a pretzel chip of the present invention.

FIG. 3 is bottom view of a pretzel chip of the present invention.

FIG. 4 is an elevated front view of the pretzel chip shown in FIG. 1.

FIG. 5 is an elevated right side view of the pretzel chip shown in FIG. 1.

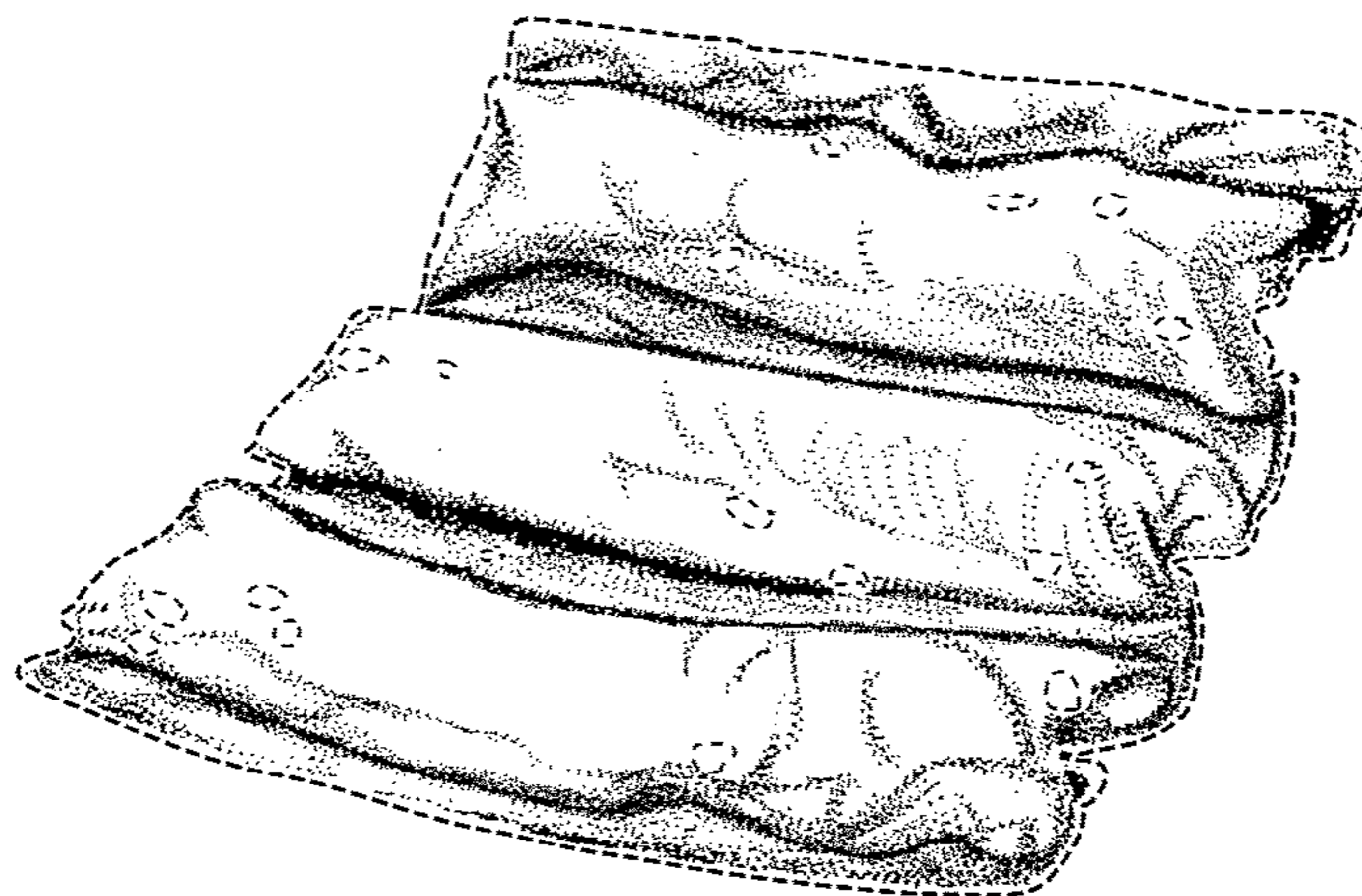
FIG. 6 is an elevated back view of the pretzel chip shown in FIG. 1; and,

FIG. 7 is an elevated left side view of the pretzel chip shown in FIG. 1.

The broken lines showing particles, such as salt, on the surface of the pretzel chip in the drawings are for the purpose of illustrating portions of the pretzel chip and form no part of the claimed design.

The broken lines which define the bounds of the claimed design form no part thereof.

**1 Claim, 1 Drawing Sheet**



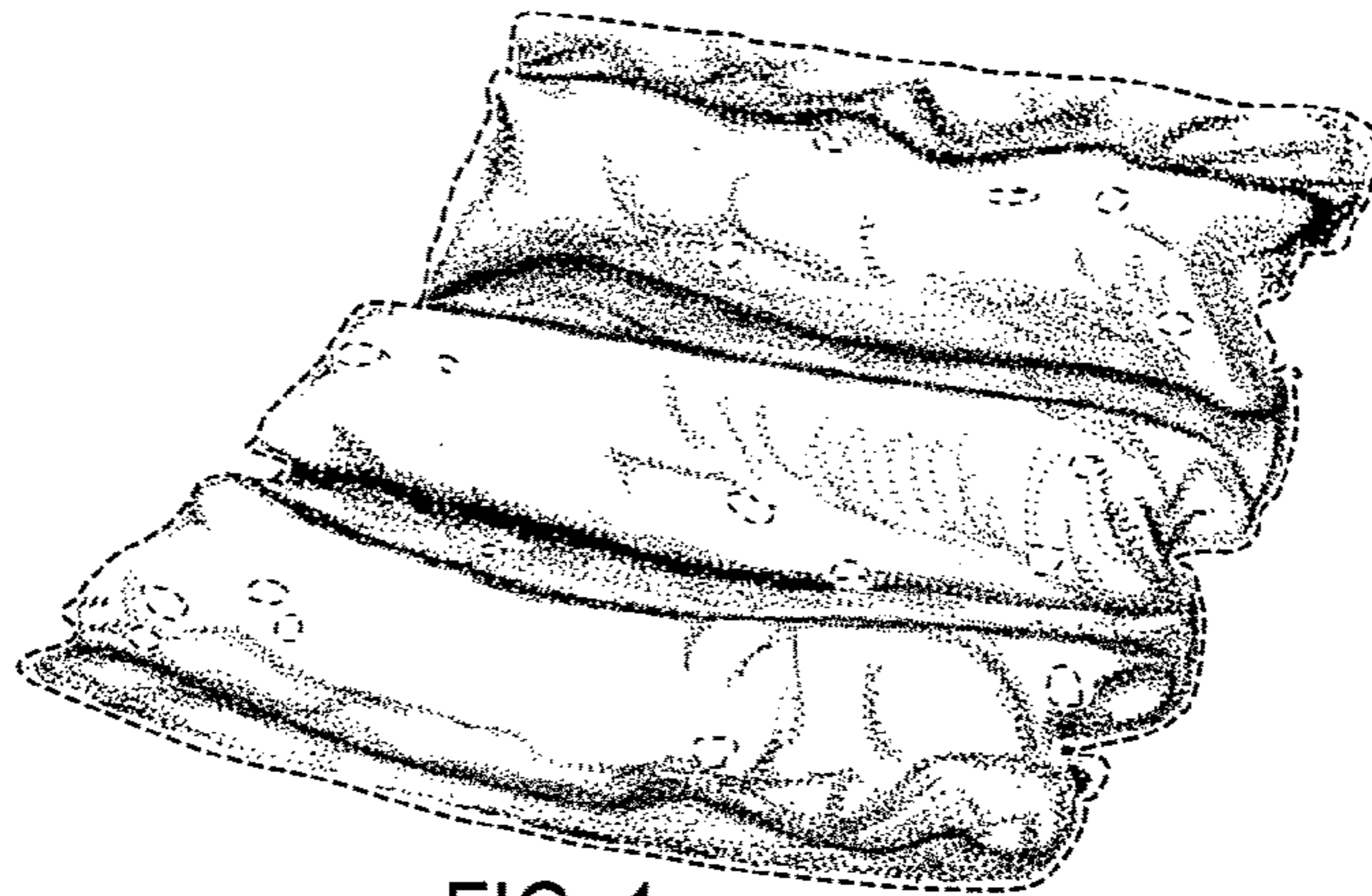


FIG. 1




FIG. 2




FIG. 3




FIG. 4



FIG. 5



FIG. 6



FIG. 7