



US00D596355S

(12) **United States Design Patent**  
**Toltzman et al.**

(10) **Patent No.:** **US D596,355 S**  
(45) **Date of Patent:** **\*\* Jul. 14, 2009**

(54) **PET ENCLOSURE**

(75) Inventors: **Randall Toltzman**, Scottsdale, AZ (US);  
**Christopher Buttenob**, Scottsdale, AZ  
(US); **Richard B. Shaul**, Scottsdale, AZ  
(US)

(73) Assignee: **Juggernaut Design, LLC**, Scottsdale,  
AZ (US)

(\*\*) Term: **14 Years**

(21) Appl. No.: **29/291,185**

(22) Filed: **Aug. 16, 2007**

(51) **LOC (9) Cl.** ..... **30-06**

(52) **U.S. Cl.** ..... **D30/118**

(58) **Field of Classification Search** ..... D30/108–118,  
D30/161; 119/161, 163–169, 452–453, 482,  
119/485, 28.5

See application file for complete search history.

(56) **References Cited**

**U.S. PATENT DOCUMENTS**

1,887,108	A *	11/1932	Steese	.....	119/482
D177,912	S *	6/1956	Hyde	.....	D20/124
D203,032	S *	11/1965	Bell	.....	D30/118
D224,792	S *	9/1972	Knox	.....	D30/118
D249,567	S *	9/1978	Madi	.....	D30/118
D289,450	S *	4/1987	Jennings	.....	D30/108
5,072,694	A *	12/1991	Haynes et al.	.....	119/482
5,282,439	A *	2/1994	Oaks	.....	119/482
5,749,314	A *	5/1998	Pelham et al.	.....	119/28.5

D412,354	S *	7/1999	Takos	.....	D30/118
D423,729	S *	4/2000	Morgan	.....	D30/118
D426,683	S *	6/2000	Rogers	.....	D30/124
D427,747	S *	7/2000	Bentley	.....	D30/118
6,539,895	B2 *	4/2003	Hoagland	.....	119/453
D479,634	S *	9/2003	Tuthill	.....	D30/160
D511,027	S *	10/2005	Mueller	.....	D30/118
7,021,243	B2 *	4/2006	Harper et al.	.....	119/498
D522,183	S *	5/2006	Wylie	.....	D30/118
D537,574	S *	2/2007	Holmes et al.	.....	D30/118
2005/0279286	A1 *	12/2005	Youngmark	.....	119/28.5

\* cited by examiner

*Primary Examiner*—Cathy Anne MacCormac

(74) *Attorney, Agent, or Firm*—Gregory J. Nelson

(57) **CLAIM**

We claim the ornamental design for a pet enclosure, as shown and described.

**DESCRIPTION**


FIG. 1 is a perspective view of the pet enclosure of our design; FIG. 2 is a left side view of the pet enclosure of our design, the right side view being identical;

FIG. 3 is a top view of the pet enclosure of our design;

FIG. 4 is a bottom view of the pet enclosure of our design; and,

FIG. 5 is a front view of the pet enclosure of our design, the rear view being identical.

**1 Claim, 5 Drawing Sheets**



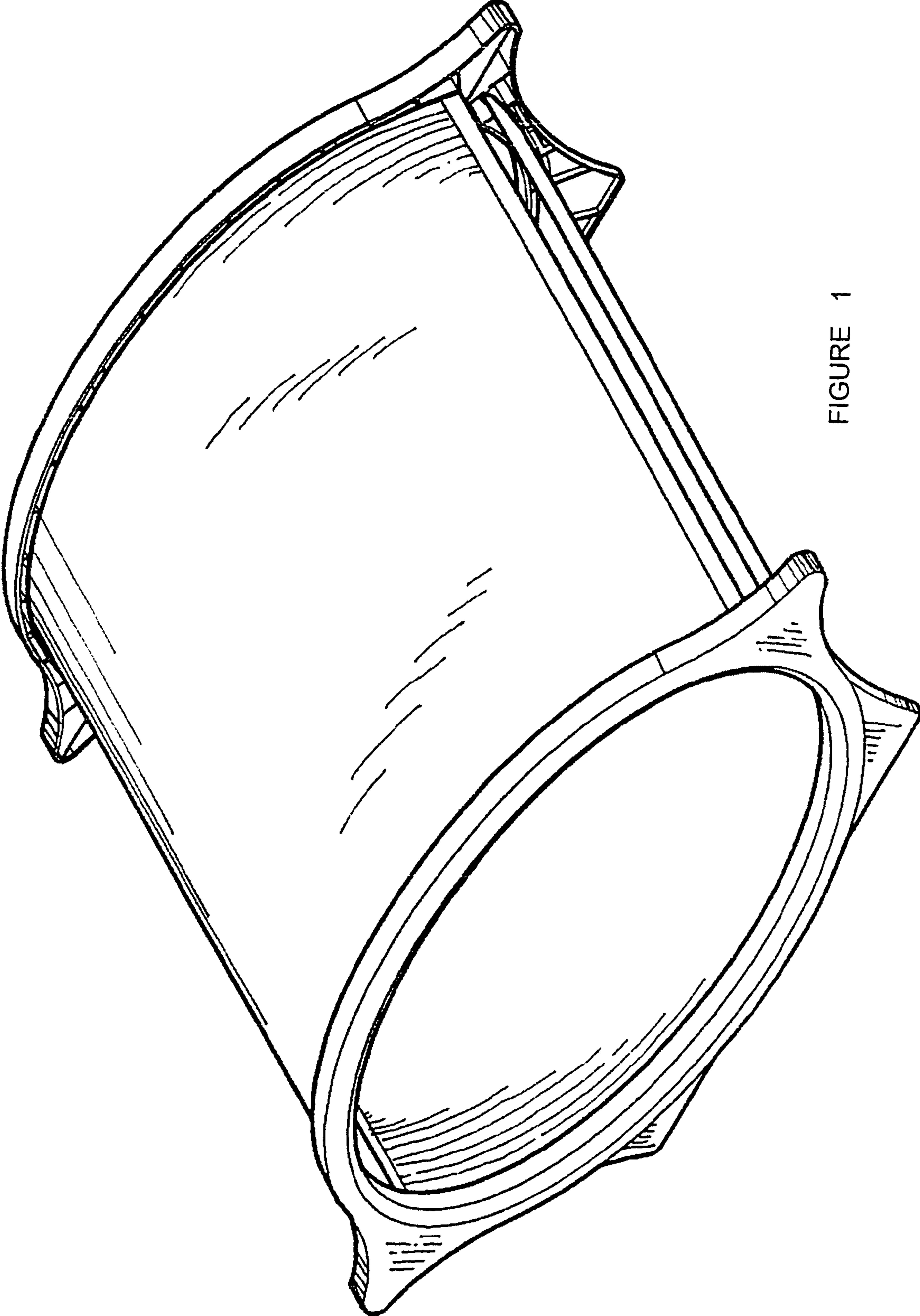


FIGURE 1

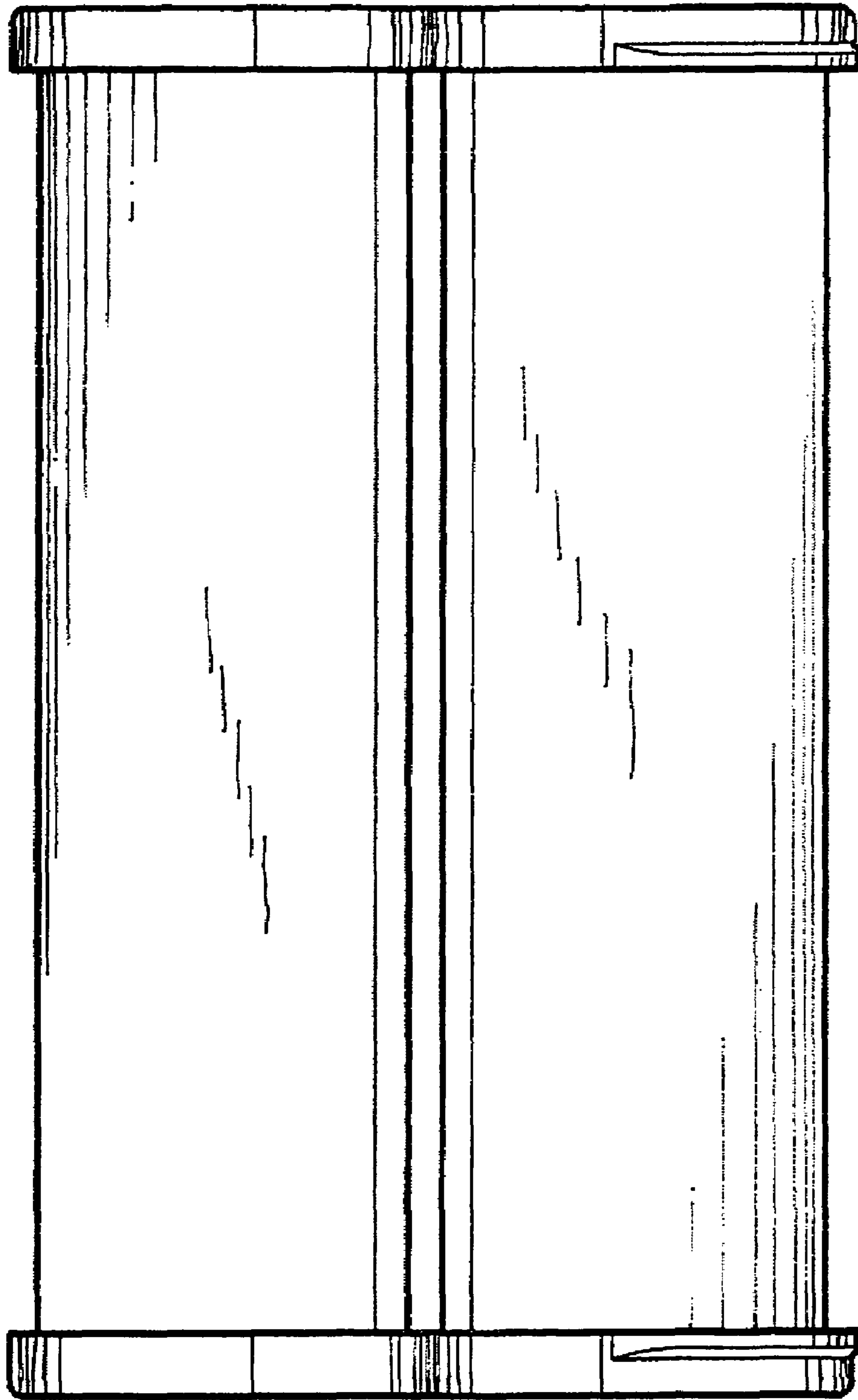


FIGURE 2




FIGURE 3




FIGURE 4

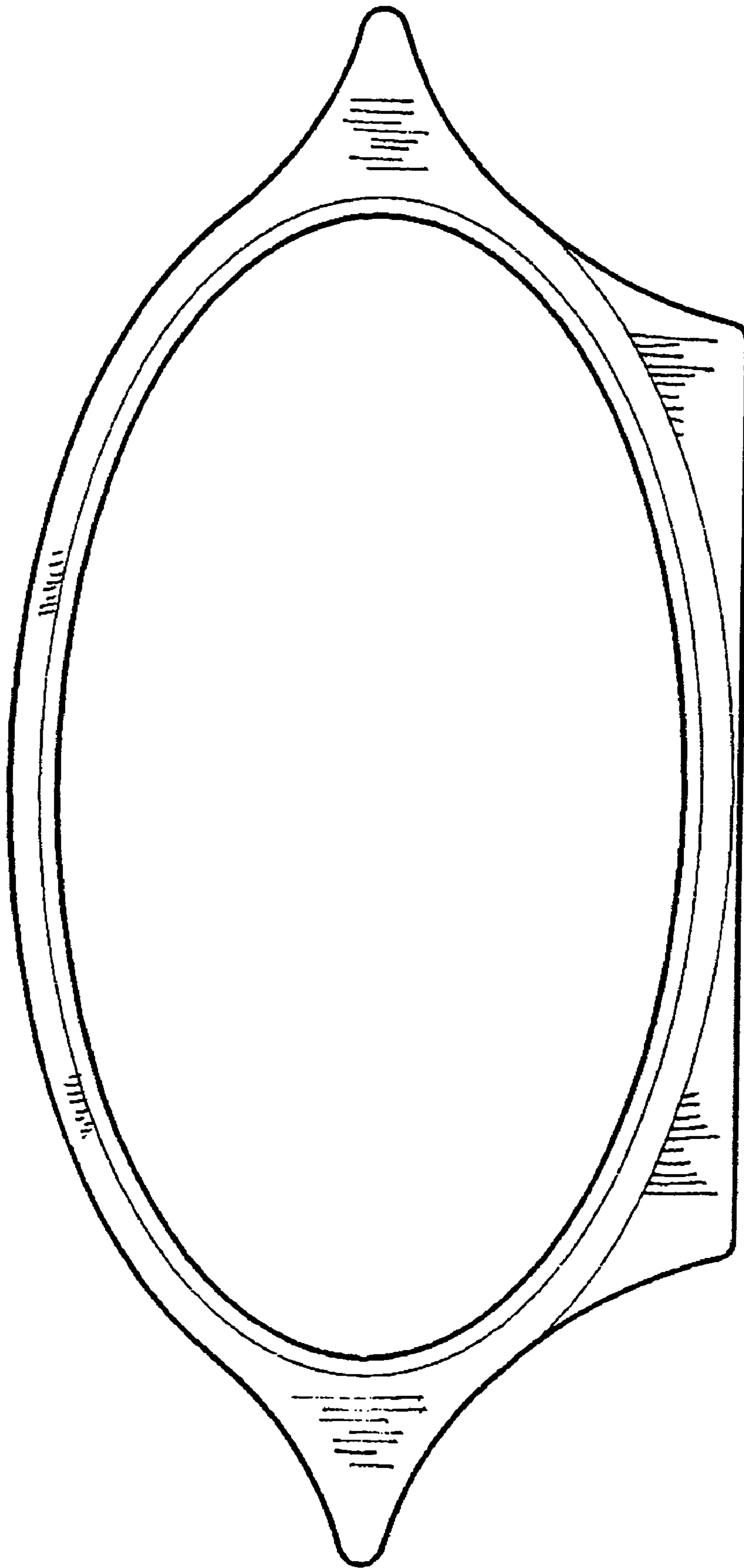


FIGURE 5