



US00D596354S

(12) **United States Design Patent**  
**Yamamoto**

(10) **Patent No.:** **US D596,354 S**  
(45) **Date of Patent:** **\*\* Jul. 14, 2009**

(54) **COMPACT CASE**

(75) Inventor: **Chieko Yamamoto**, Tokyo (JP)

(73) Assignee: **Shiseido Co., Ltd.**, Tokyo (JP)

(\*\*) Term: **14 Years**

(21) Appl. No.: **29/309,623**

(22) Filed: **Sep. 15, 2008**

(51) **LOC (9) Cl.** ..... **28-03**

(52) **U.S. Cl.** ..... **D28/83**

(58) **Field of Classification Search** ..... D28/76-84,  
D28/64.3; D9/432; 132/286-319; 206/385,  
206/581, 823

See application file for complete search history.

(56) **References Cited**

**U.S. PATENT DOCUMENTS**

D298,668 S *	11/1988	Trabattoni	.....	D28/83
D322,692 S *	12/1991	Trabattoni	.....	D28/83
D340,353 S *	10/1993	Benarrouch	.....	D28/83
D373,221 S *	8/1996	Lai	.....	D28/83
D517,245 S *	3/2006	Ditrichstein et al.	.....	D28/83
D554,294 S *	10/2007	Thorpe	.....	D28/83

\* cited by examiner

*Primary Examiner*—Jennifer Rivard

(74) *Attorney, Agent, or Firm*—Manabu Kanesaka

(57) **CLAIM**

The ornamental design for a compact case, as shown and described.

**DESCRIPTION**

FIG. 1 is a perspective view of a compact case showing my new design;

FIG. 2 is a front view thereof;

FIG. 3 is a rear view thereof;

FIG. 4 is a right side view thereof, a left side view being symmetrical to the right side view;

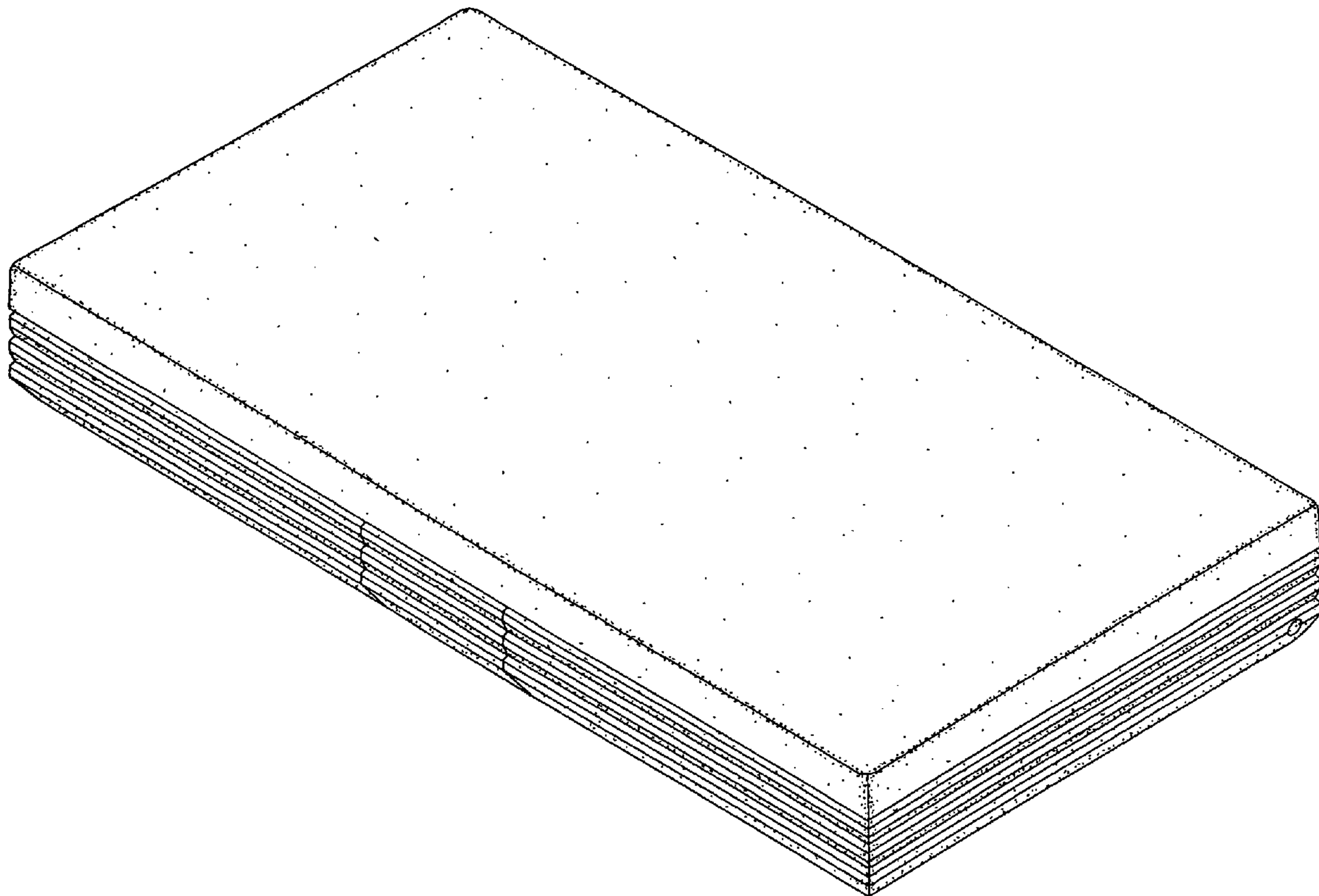
FIG. 5 is a plan view thereof;

FIG. 6 is a bottom view thereof; and,

FIG. 7 is a sectional view thereof taken along line 7—7 in FIG. 5.

The broken lines shown in the drawings illustrate portions of the compact case and form no part of the claimed design.

**1 Claim, 6 Drawing Sheets**



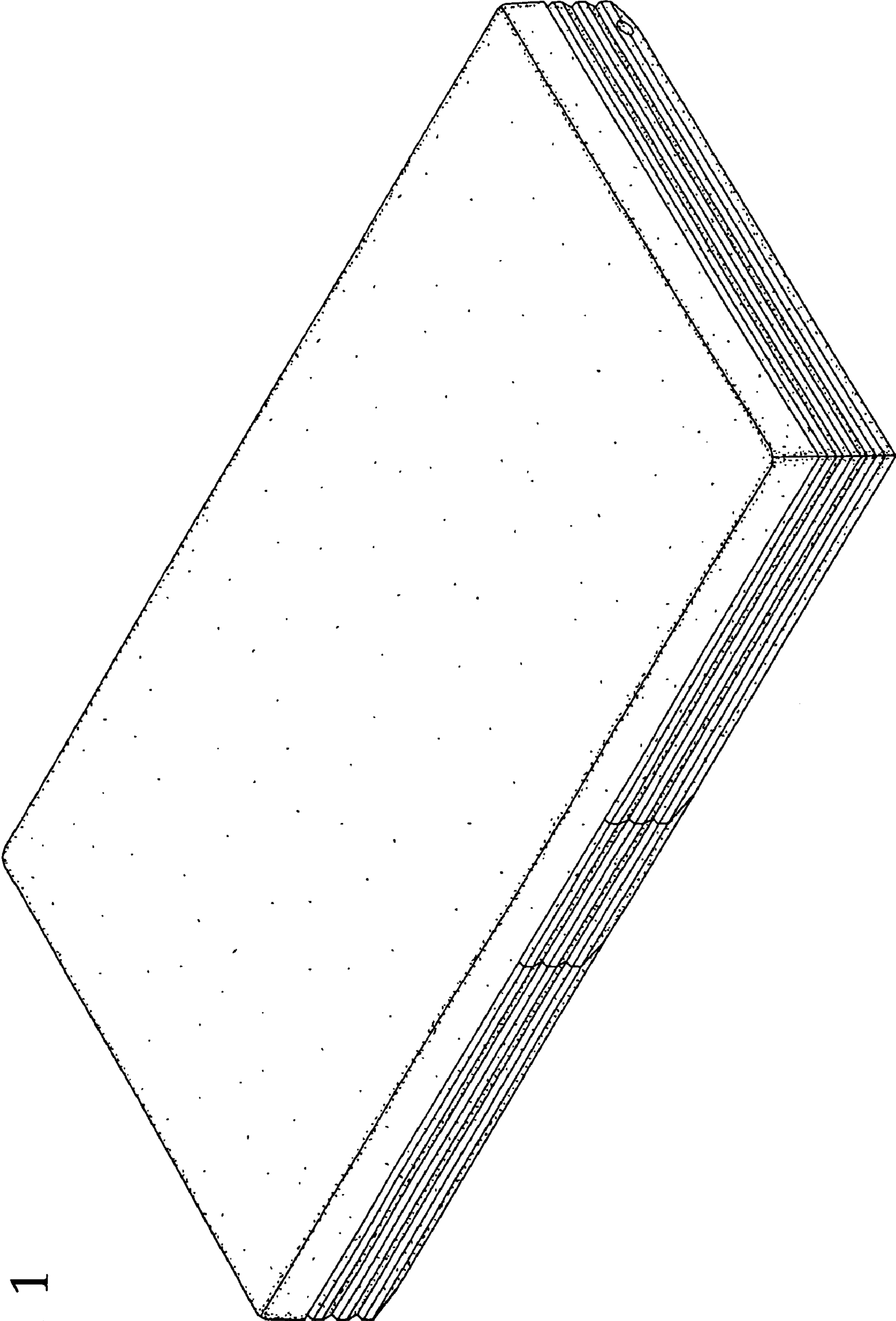


Fig. 1




Fig. 2





Fig. 3

Fig. 4






Fig. 5

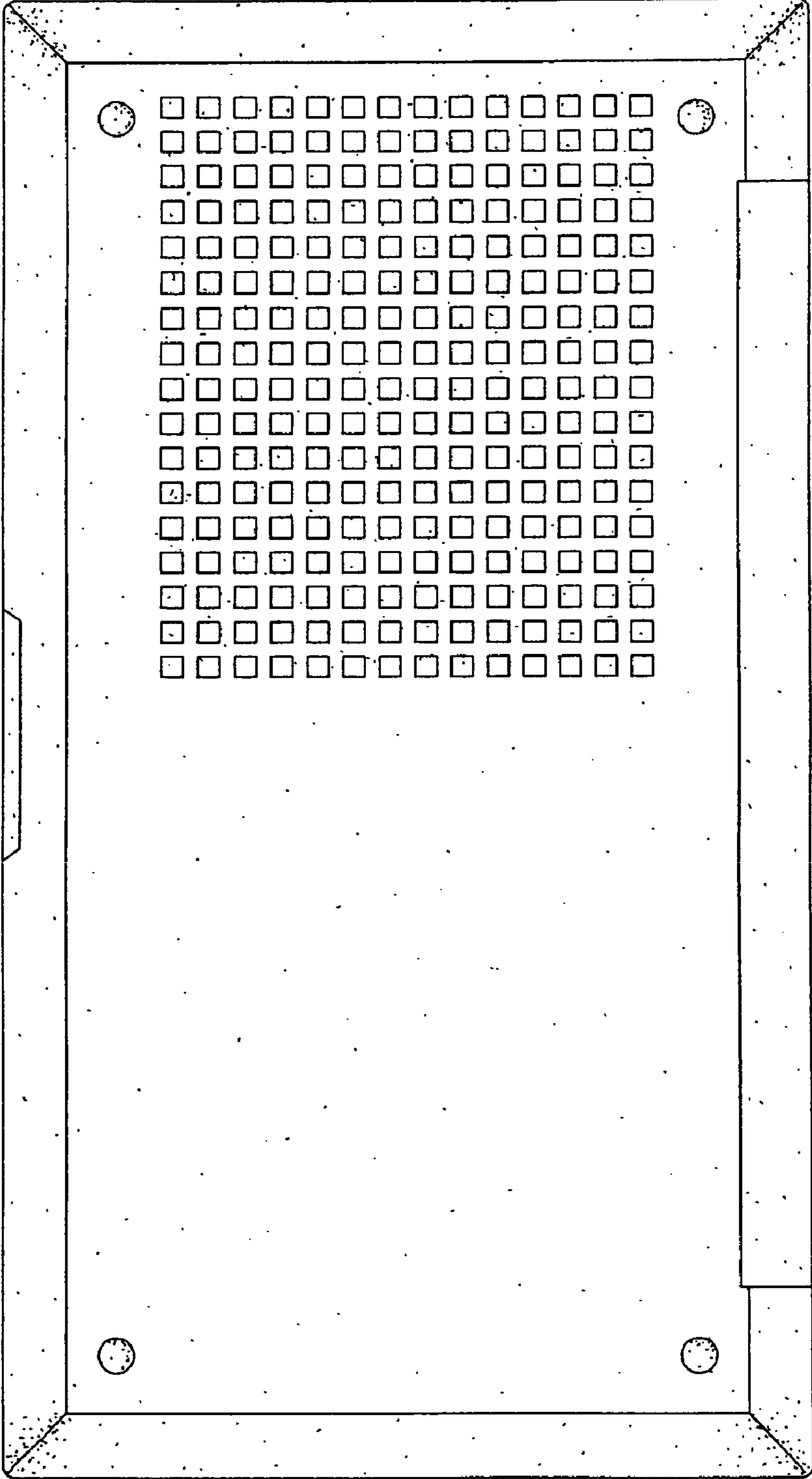


Fig. 6

Fig. 7

