



US00D596351S

(12) **United States Design Patent**
Lee

(10) **Patent No.:** **US D596,351 S**
(45) **Date of Patent:** **** Jul. 14, 2009**

(54) **NAIL POLISH APPLICATOR WITH CAP**

(75) Inventor: **Seung Kook Lee**, Seoul (KR)

(73) Assignee: **Max Mate Limited**, Seoul (KR)

(**) Term: **14 Years**

(21) Appl. No.: **29/305,049**

(22) Filed: **Mar. 12, 2008**

(30) **Foreign Application Priority Data**

Sep. 12, 2007 (KR) 30-2007-0039063

(51) **LOC (9) Cl.** **28-03**

(52) **U.S. Cl.** **D28/7**

(58) **Field of Classification Search** D28/7,
D28/8, 20-22, 30-31, 99; 132/108, 202,
132/208, 317, 320; 401/202-207, 261-267;
D4/132-135

See application file for complete search history.

(56) **References Cited**

U.S. PATENT DOCUMENTS

2,517,283 A * 8/1950 Bryant 401/198
2,673,362 A * 3/1954 Robinson 401/186
3,369,543 A * 2/1968 Ronco 604/2
4,452,262 A * 6/1984 Jankewitz 132/320
5,097,853 A * 3/1992 Nehashi 132/320
D353,333 S * 12/1994 McIlvain D9/529
D378,026 S * 2/1997 Balazs D4/121

5,832,942 A * 11/1998 Gutberlet 132/317
5,851,079 A * 12/1998 Horstman et al. 401/174
D436,449 S * 1/2001 Baltierra D4/135
D554,291 S * 10/2007 Darnell et al. D28/76
D561,395 S 2/2008 Lee
D561,397 S 2/2008 Lee

* cited by examiner

Primary Examiner—Janice E Seeger

Assistant Examiner—Zenia I Bennett

(74) *Attorney, Agent, or Firm*—IPLA P.A.; James E. Bame

(57) **CLAIM**

The ornamental design for a nail polish applicator with cap, as shown and described.

DESCRIPTION

FIG. 1 is a perspective view of a nail polish applicator with cap according to a first embodiment of my new design;

FIG. 2 is another perspective view; the cap is shown separately for convenience of illustration;

FIG. 3 is a front elevational view of FIG. 1;

FIG. 4 is a top plan view of FIG. 1;

FIG. 5 is a bottom plan view of FIG. 1;

FIG. 6 is a side elevational view, the opposite side being a mirror image; and,

FIG. 7 is a rear elevational view of FIG. 1.

1 Claim, 4 Drawing Sheets

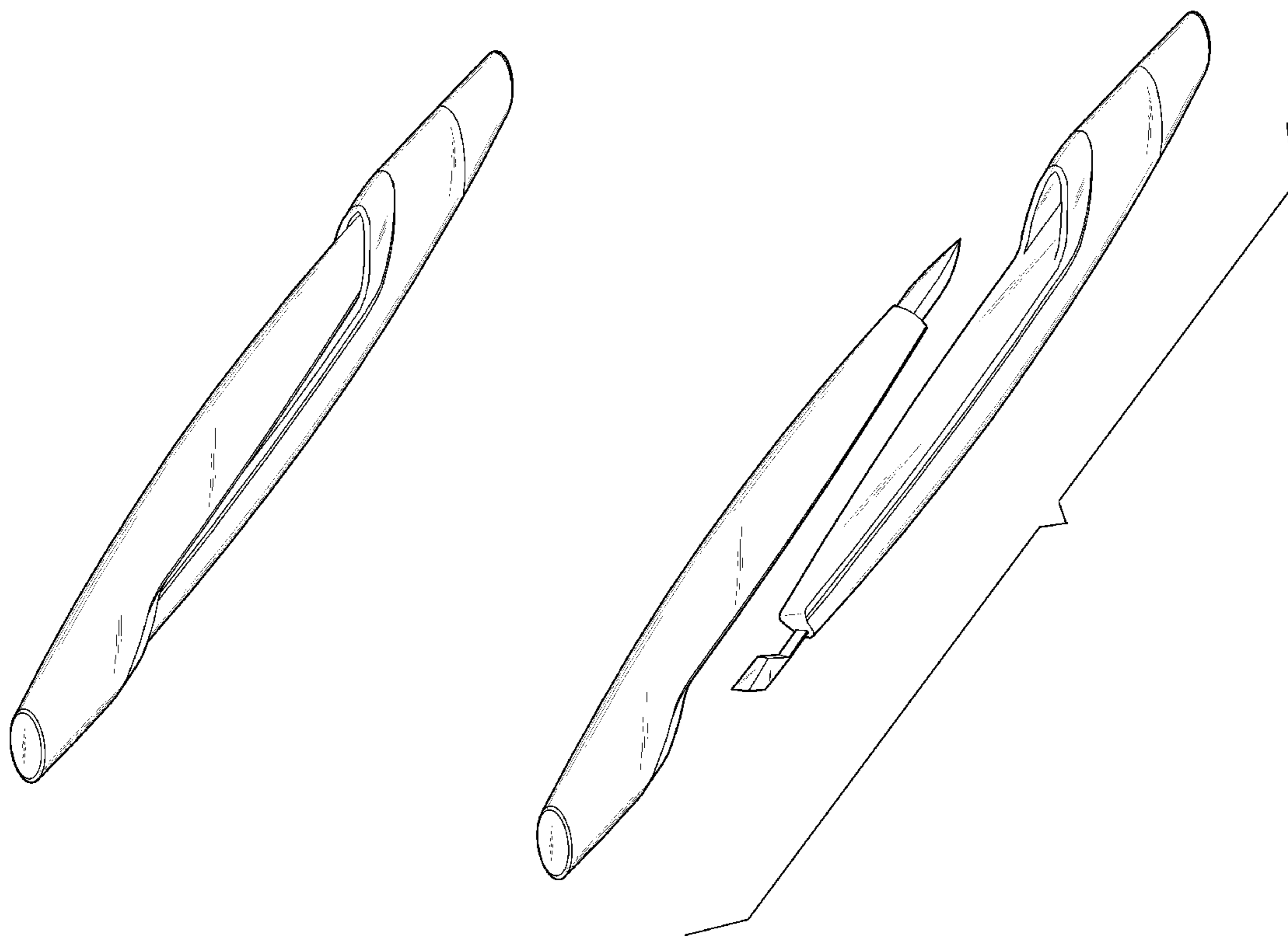


FIG. 1

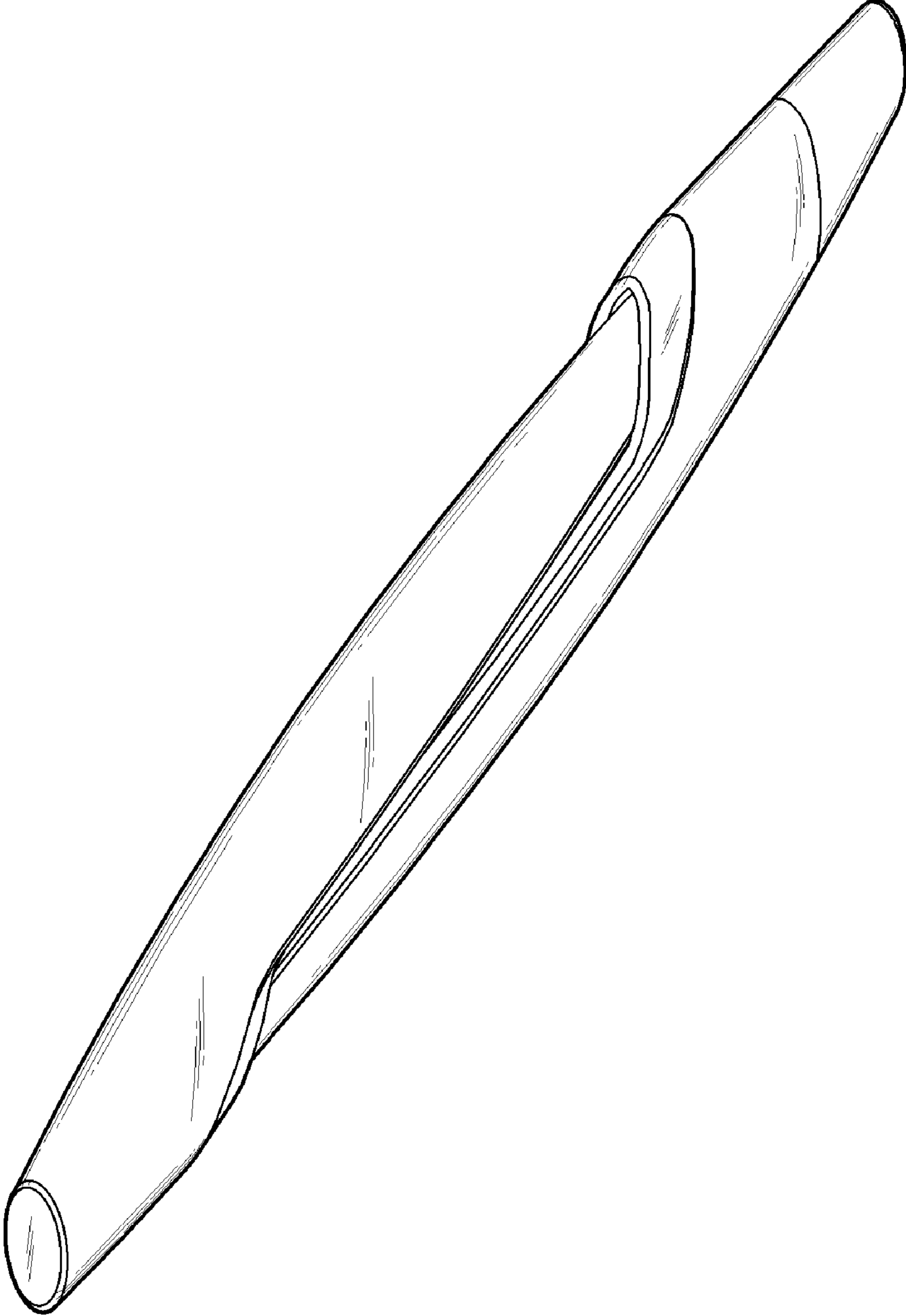


FIG. 2

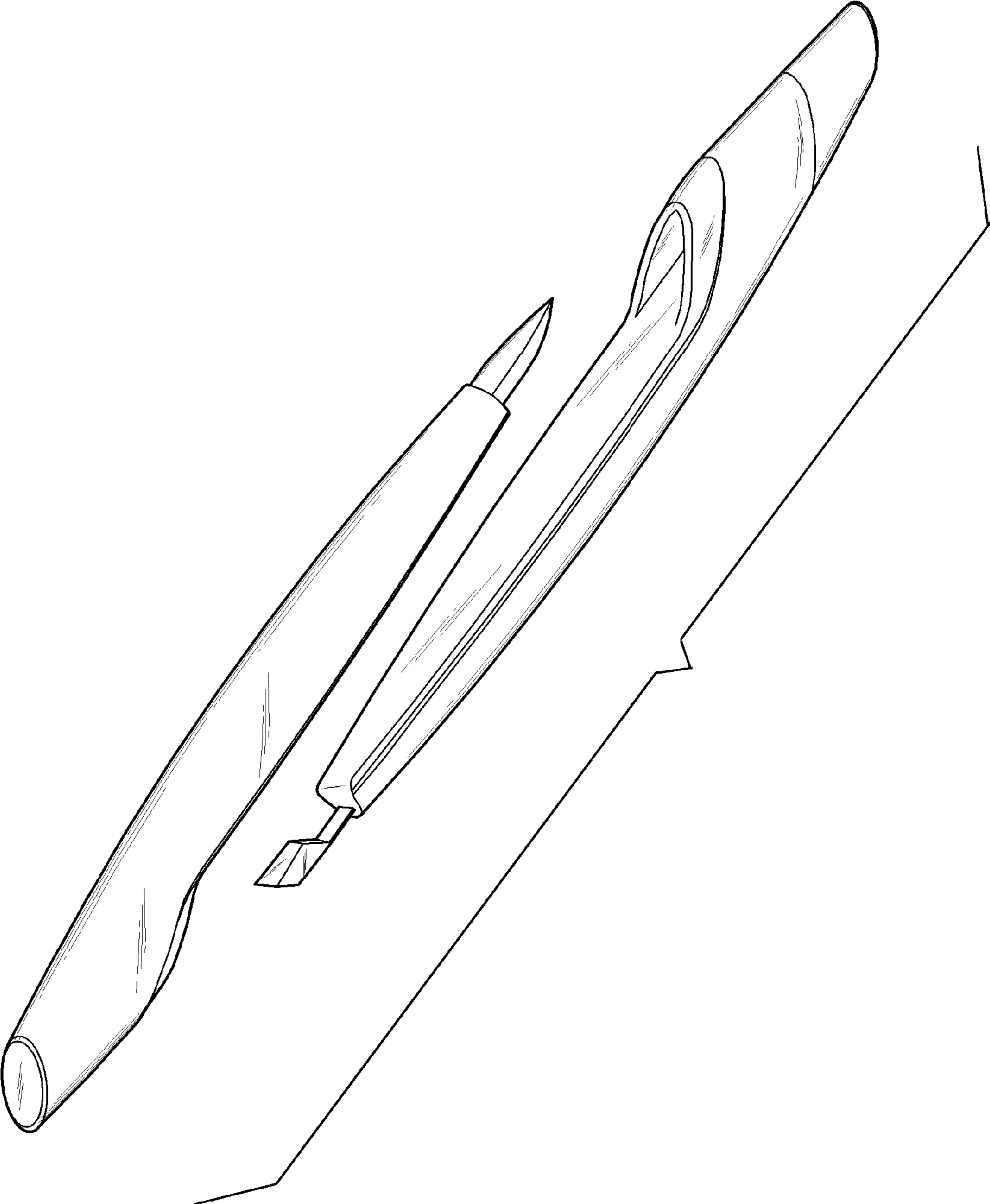


FIG. 3




FIG. 4

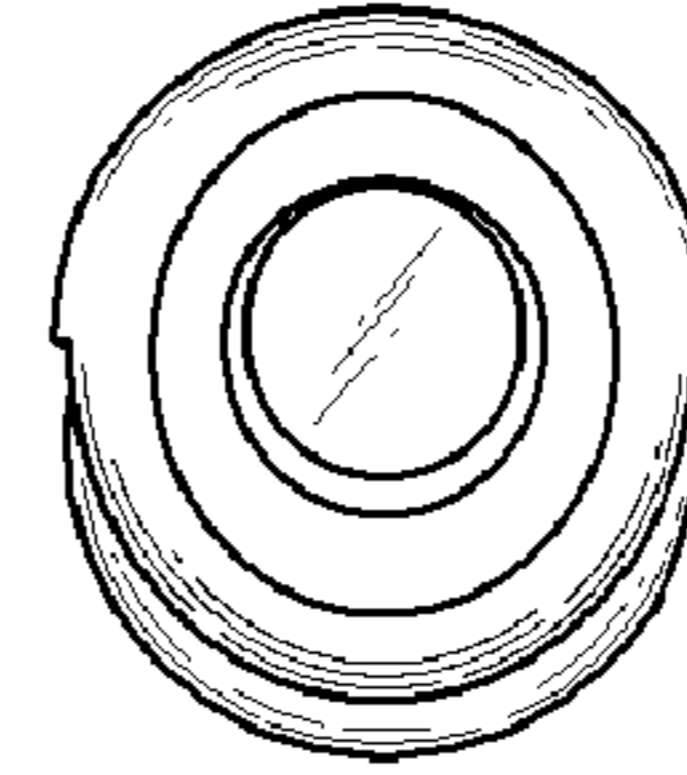


FIG. 5

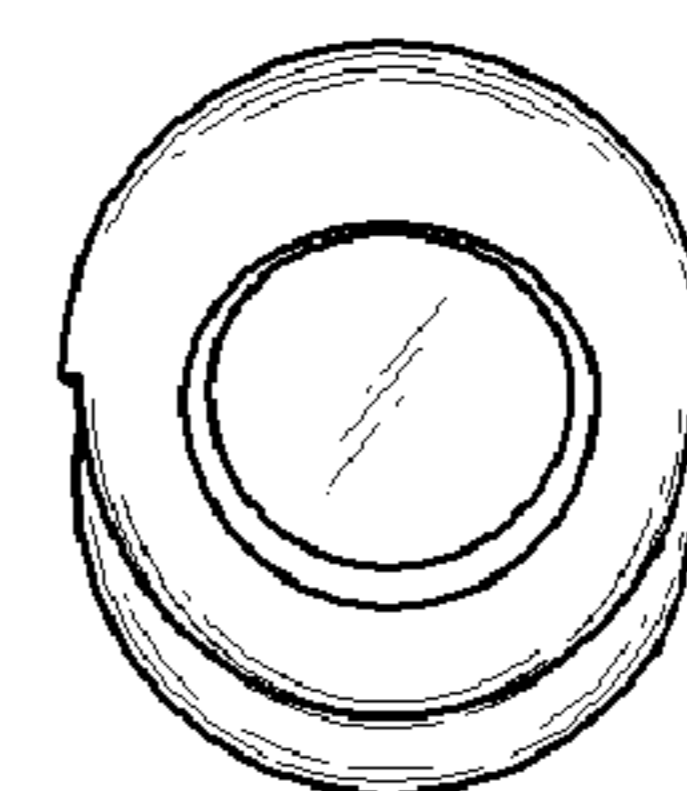


FIG. 6

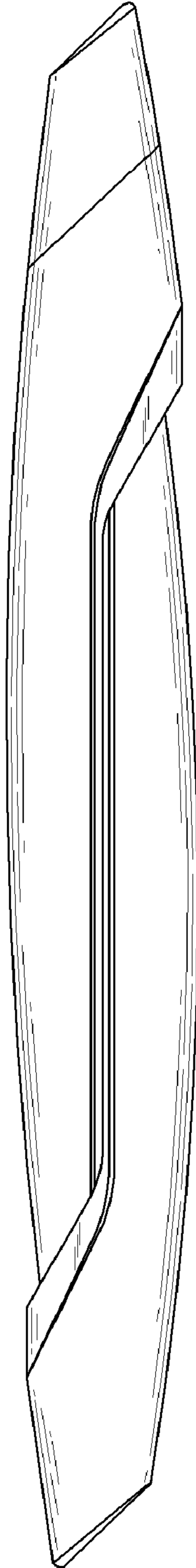


FIG. 7

