

US00D596343S

(12) **United States Design Patent**
Boissevain

(10) **Patent No.:** **US D596,343 S**
(45) **Date of Patent:** **** Jul. 14, 2009**

(54) **LUMINAIRE**

(75) Inventor: **Chris Boissevain**, Wimberley, TX (US)

(73) Assignee: **Koninklijke Philips Electronics N.V.**,
Eindhoven (NL)

(**) Term: **14 Years**

(21) Appl. No.: **29/323,150**

(22) Filed: **Aug. 19, 2008**

(51) **LOC (9) Cl.** **26-99**

(52) **U.S. Cl.** **D26/120**

(58) **Field of Classification Search** D11/131,
D11/141; D26/85, 76, 118, 87, 86, 128,
D26/74, 138, 60, 72, 75, 113, 120, 129, 140,
D26/141, 142, 152, 153, 154, 155, 143, 144,
D26/81; D8/381; D10/118; D13/180; D34/1;
D5/1, 2, 41; D6/310; 119/233, 266, 267,
119/269, 256, 257; 362/148, 364, 365, 606,
362/612, 576, 581, 121, 125, 147, 217, 257,
362/317, 330, 351, 356, 363, 396, 404, 405,
362/101, 366

See application file for complete search history.

(56) **References Cited**

U.S. PATENT DOCUMENTS

D133,986 S *	10/1942	Gordon	D26/76
D149,026 S *	3/1948	Schwartz et al.	D26/76
2,557,129 A *	6/1951	McDaid	362/291
D177,232 S *	3/1956	Harling	D26/24
4,580,200 A *	4/1986	Hess et al.	362/223
4,667,275 A *	5/1987	Herst et al.	362/223

D300,953 S *	5/1989	Hughes et al.	D26/78
D311,596 S *	10/1990	Herst et al.	D26/85
5,245,518 A *	9/1993	Aspenwall	362/640
D421,815 S *	3/2000	Herst et al.	D26/76
D437,959 S *	2/2001	Lewis	D26/76
D492,809 S *	7/2004	Weitgasser	D26/76
D521,172 S *	5/2006	Chen	D26/76
D528,649 S *	9/2006	Wilson	D23/411

* cited by examiner

Primary Examiner—Cathron C Brooks

Assistant Examiner—Kevin K Rudzinski

(74) *Attorney, Agent, or Firm*—John F. Salazar; Middleton
Reutlinger

(57) **CLAIM**

The ornamental design for a luminaire, as shown and described.

DESCRIPTION

FIG. 1 is a top perspective view of the luminaire of the present invention;

FIG. 2 is a front view of the luminaire of FIG. 1;

FIG. 3 is a left side elevation view of the luminaire of FIG. 1;

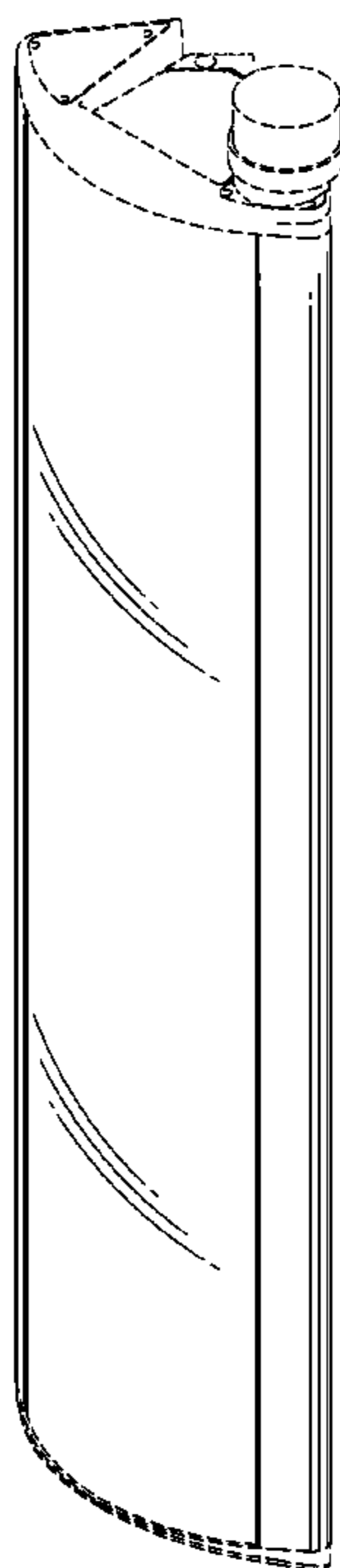
FIG. 4 is a right side elevation view of the luminaire of FIG. 1;

FIG. 5 is a top view of the luminaire of FIG. 1; and,

FIG. 6 is a bottom view of the luminaire of FIG. 1.

The broken lines showing environmental structure are for illustrative purposes only and form no part of the claimed design.

1 Claim, 6 Drawing Sheets



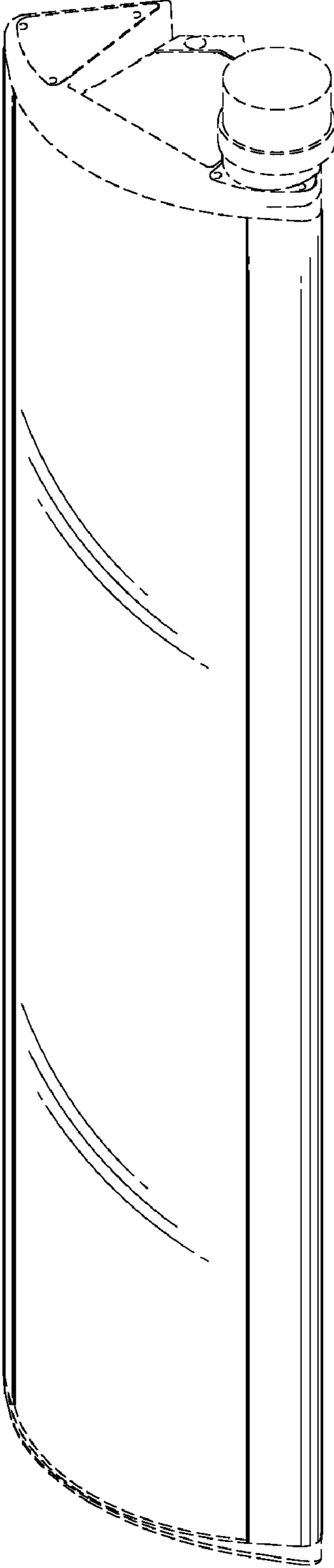


FIG. 1




FIG. 2

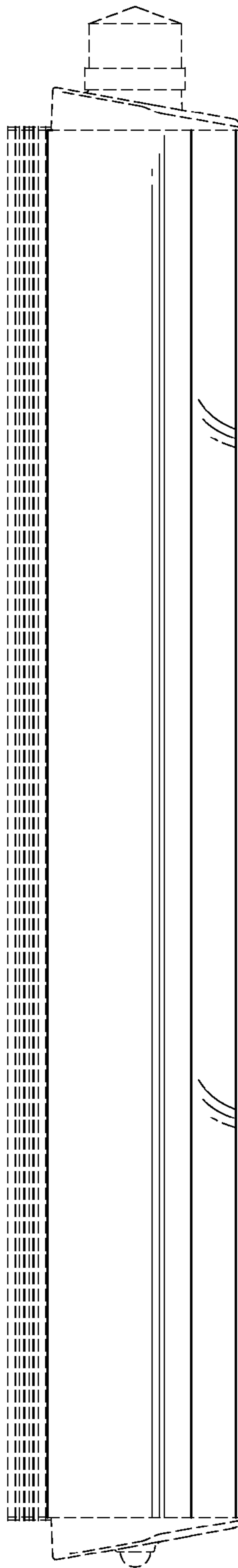


FIG. 3

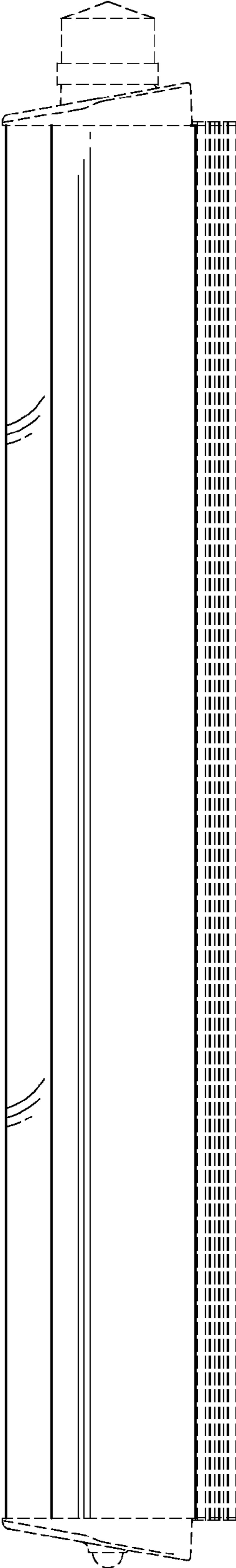


FIG. 4

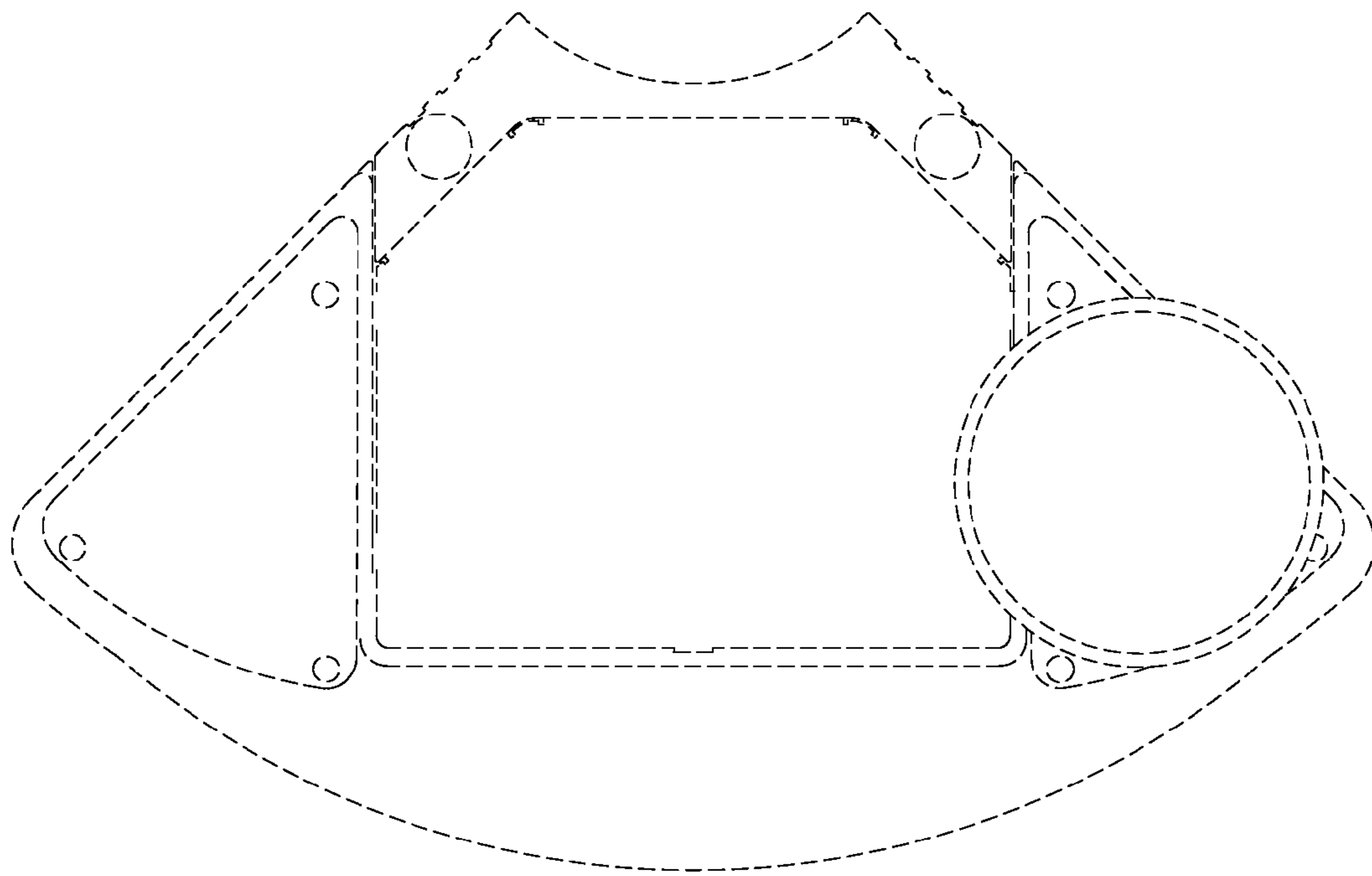


FIG. 5

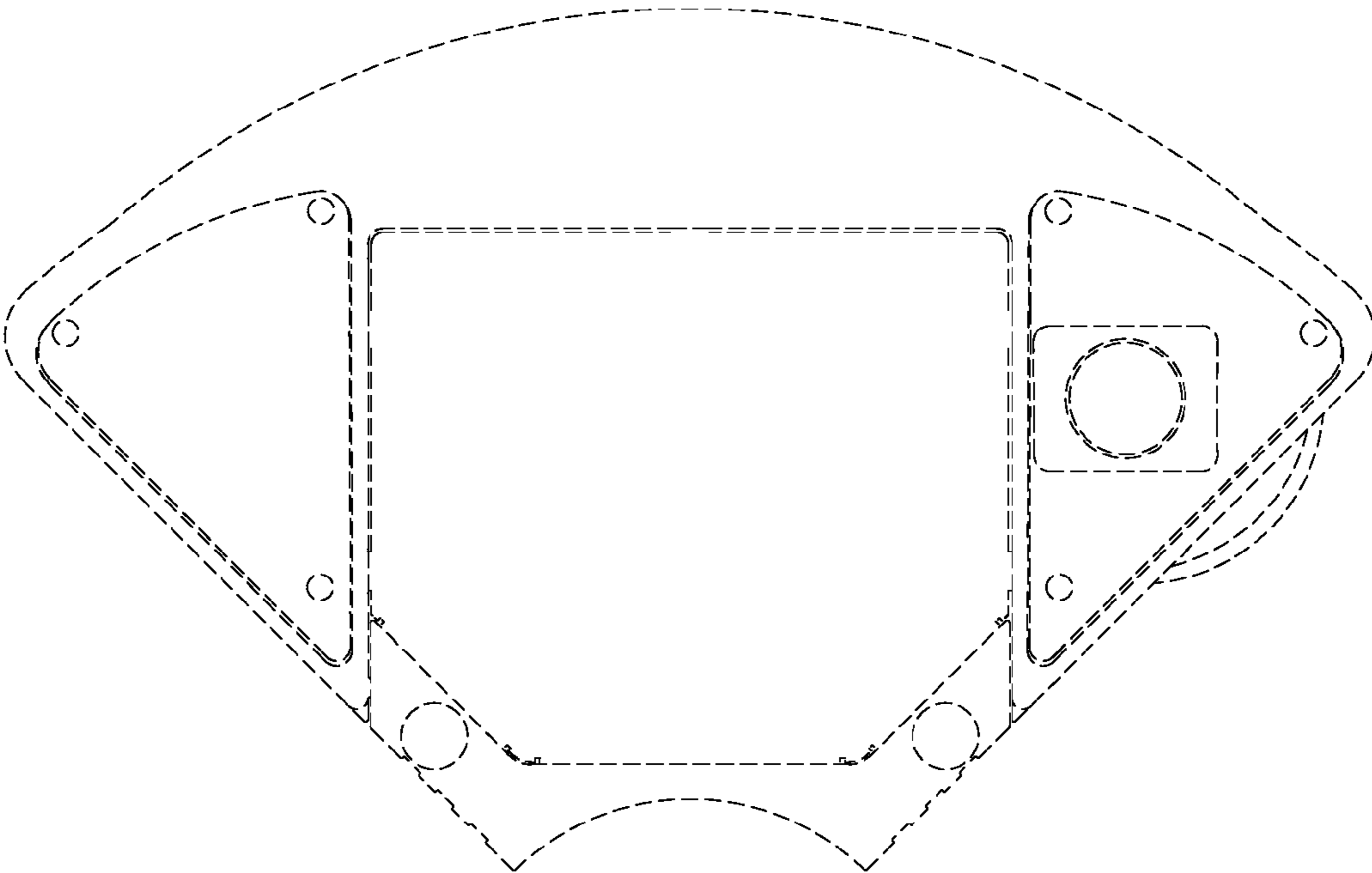


FIG. 6