

US00D596342S

(12) **United States Design Patent**
Sabernig

(10) **Patent No.:** **US D596,342 S**

(45) **Date of Patent:** **** Jul. 14, 2009**

(54) **LIGHT FIXTURE**

(75) Inventor: **Robert Sabernig**, Munster (AT)

(73) Assignee: **EGLO Leuchten GmbH**, Innsbruck (AT)

(**) Term: **14 Years**

(21) Appl. No.: **29/325,214**

(22) Filed: **Sep. 26, 2008**

(51) **LOC (9) Cl.** **26-03**

(52) **U.S. Cl.** **D26/105**

(58) **Field of Classification Search** D26/1,
D26/24, 67, 93-94, 104-110; 362/3, 153,
362/186, 217, 255, 257, 277, 317, 351, 353,
362/362, 363, 382, 431, 433, 458, 806
See application file for complete search history.

(56) **References Cited**

U.S. PATENT DOCUMENTS

D170,771 S	*	11/1953	Rosenthal	D26/93
D274,474 S	*	6/1984	Castiglioni	D26/93
D316,452 S	*	4/1991	Kira	D26/68
D414,579 S	*	9/1999	Denison et al.	D26/68
D477,424 S	*	7/2003	Avital	D26/9
D501,574 S	*	2/2005	Evans	D26/104
D503,491 S	*	3/2005	Shen	D26/104
D544,137 S	*	6/2007	Montefusco	D26/110
D559,434 S	*	1/2008	Morris et al.	D26/128

OTHER PUBLICATIONS

“Shakti Floor Lights” designed by Marzio Ruscioni Clerici, “1000 Lights” (eds. Charlotte & Peter Fiell) 2006, p. 655.*

“Yola Floor and Table Lights” designed by Jack Woolley, “1000 Lights” (eds. Charlotte & Peter Fiell) 2006, p. 571.*

* cited by examiner

Primary Examiner—Brian N Vinson

(74) *Attorney, Agent, or Firm*—Baker & McKenzie LLP

(57) **CLAIM**

The ornamental design for a light fixture, as shown and described.

DESCRIPTION

FIG. 1 is a top perspective view of a light fixture in accordance with my design;

FIG. 2 is a bottom plan view of the light fixture in accordance with my design;

FIG. 3 is a back elevation view of the light fixture in accordance with my design;


FIG. 4 is a side elevation view of the light fixture in accordance with my design, the opposite view being a mirror image thereof;

FIG. 5 is a front elevation view of the light fixture in accordance with my design; and,

FIG. 6 is a top plan view of the light fixture in accordance with my design.

The broken-line disclosure of portions of the fixture in the views are understood to be for illustrative purposes only and form no part of the claimed design.

1 Claim, 1 Drawing Sheet



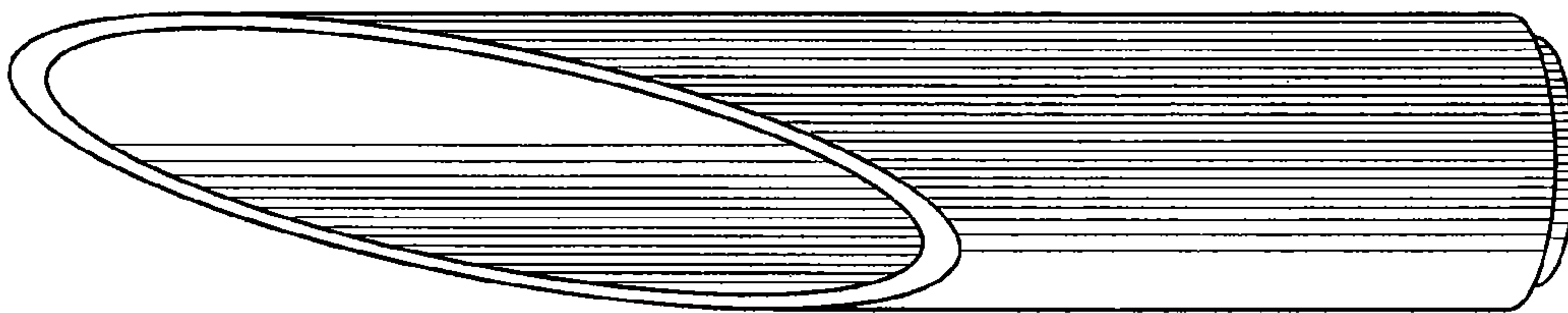


Fig.1




Fig.3




Fig.4

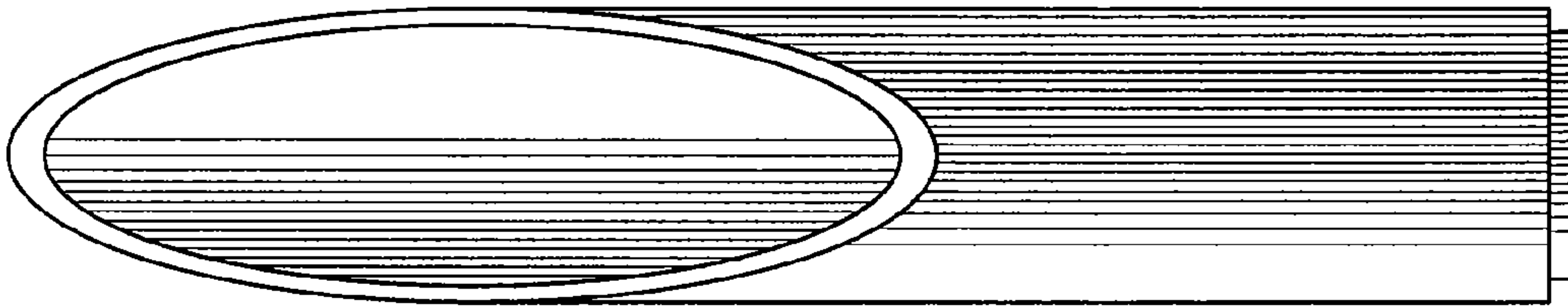


Fig.5

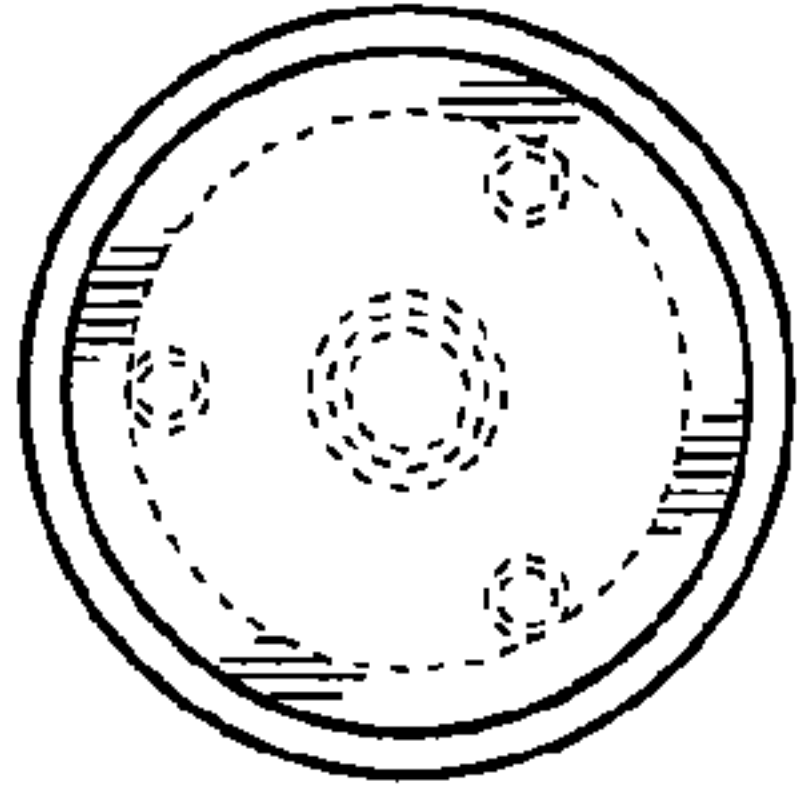


Fig.2

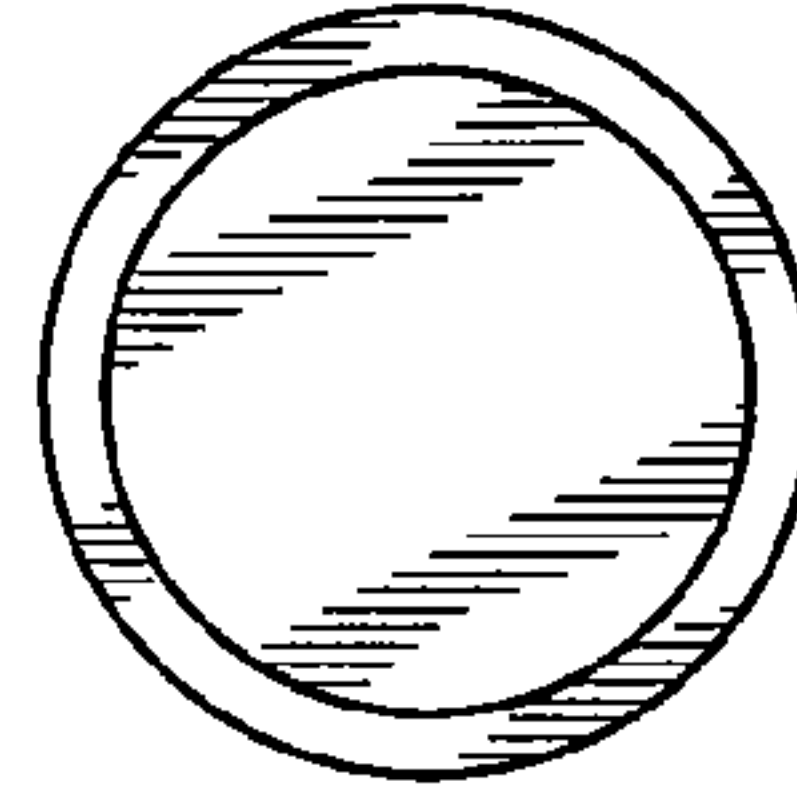


Fig.6