



US00D596335S

(12) **United States Design Patent**
Sabernig

(10) **Patent No.:** **US D596,335 S**

(45) **Date of Patent:** **** Jul. 14, 2009**

(54) **LIGHT FIXTURE**

(75) Inventor: **Robert Sabernig**, Munster (AT)

(73) Assignee: **EGLO Leuchten GmbH**, Innsbruck (AT)

(**) Term: **14 Years**

(21) Appl. No.: **29/326,450**

(22) Filed: **Oct. 17, 2008**

(51) **LOC (9) Cl.** **26-03**

(52) **U.S. Cl.** **D26/88**

(58) **Field of Classification Search** D26/75,
D26/76, 79, 81, 83, 84, 85, 86, 88-91, 118,
D26/138, 141; 362/147, 404-408

See application file for complete search history.

(56) **References Cited**

U.S. PATENT DOCUMENTS

D89,305 S *	2/1933	Hale	D26/88
3,258,239 A *	6/1966	Green	362/407
4,344,112 A *	8/1982	Brown	362/96
D399,330 S *	10/1998	Geier et al.	D26/88
D400,287 S *	10/1998	Littman et al.	D26/88
D558,385 S *	12/2007	Bickler et al.	D26/88
D574,543 S *	8/2008	Chandler	D26/88

OTHER PUBLICATIONS

“Olympia” 5 Light Pendant #E20065 shown on p. 46 of the ET2 Lighting 2007 Catalog / 2nd Edition.*

“Rondelle” 1 Light Pendant #E20021 shown on p. 30 of the ET2 Lighting 2007 Catalog / 2nd Edition.*

* cited by examiner

Primary Examiner—Clare E Heflin

(74) *Attorney, Agent, or Firm*—Baker & McKenzie LLP

(57) **CLAIM**

The ornamental design for a light fixture, as shown and described.

DESCRIPTION

FIG. 1 is a bottom perspective view of a light fixture in accordance with my design;

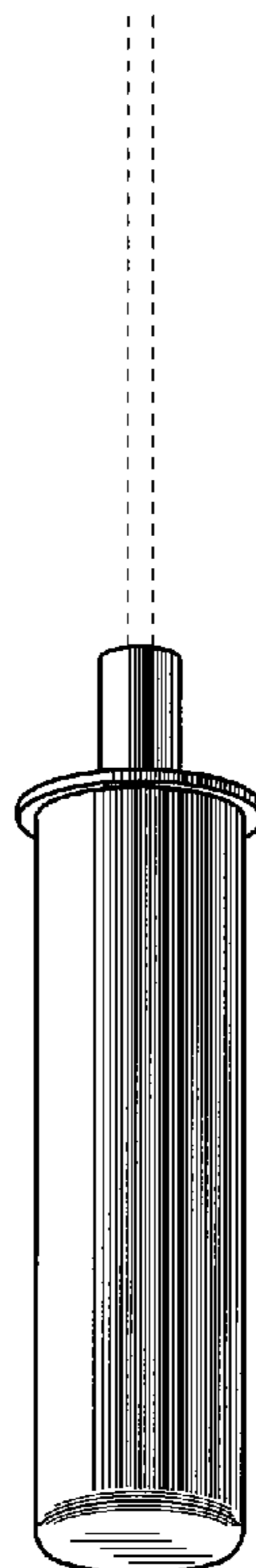
FIG. 2 is a side elevation view of the light fixture in accordance with my design, all side views being identical;

FIG. 3 is a top plan view of the light fixture in accordance with my design; and,

FIG. 4 is a bottom plan view of the light fixture in accordance with my design.

The broken lines showing environmental structure are for illustrative purposes only and form no part of the claimed design.

1 Claim, 1 Drawing Sheet



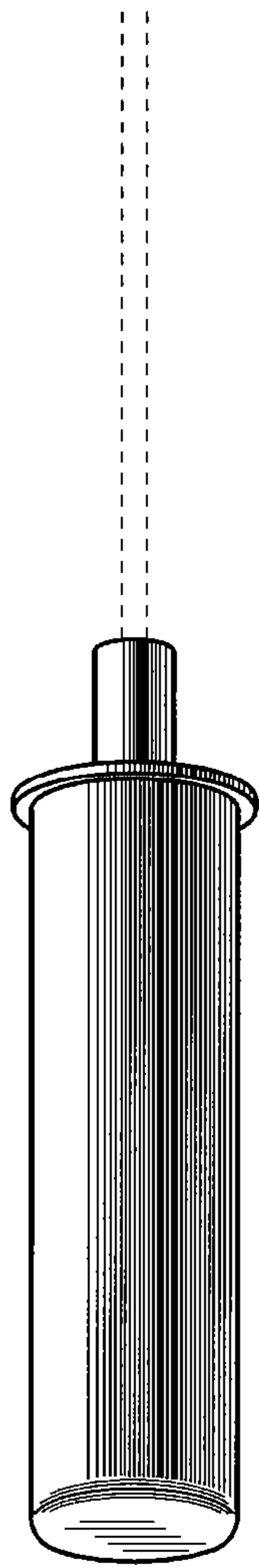


Fig.1




Fig.2

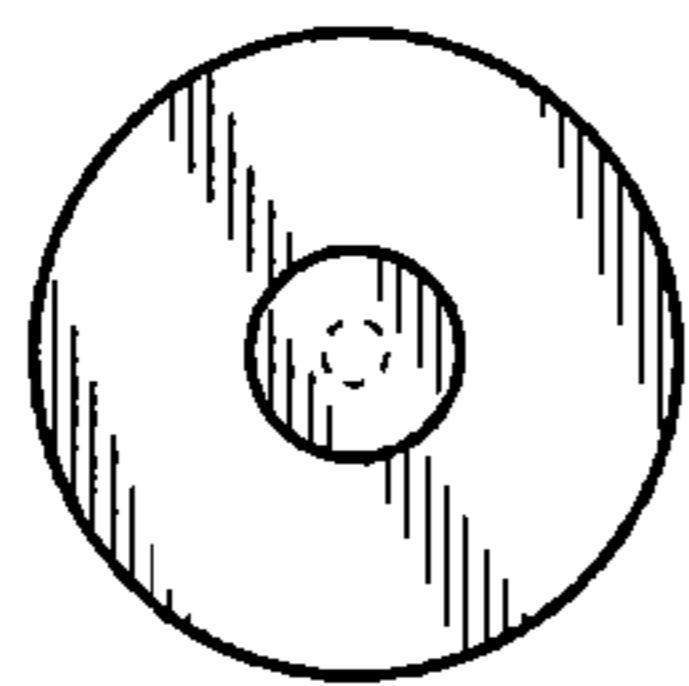


Fig.3

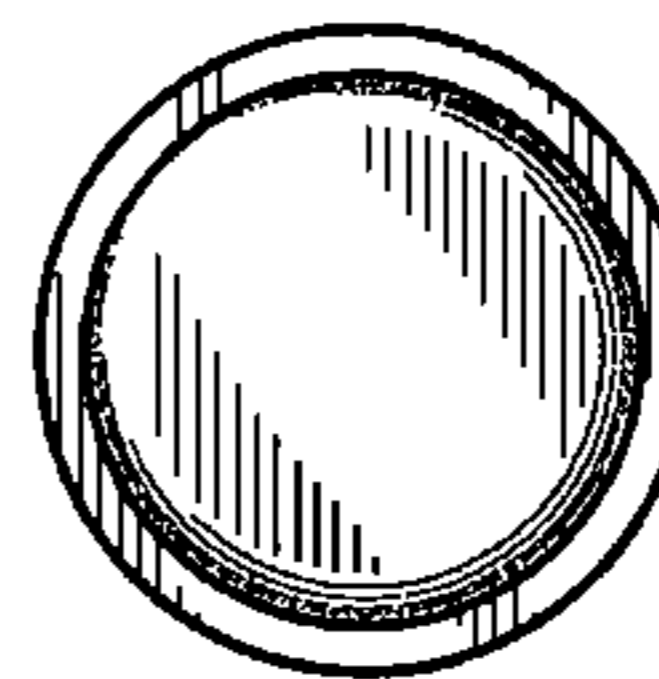


Fig.4