



US00D596334S

(12) **United States Design Patent**
Sabernig

(10) **Patent No.:** **US D596,334 S**

(45) **Date of Patent:** **** Jul. 14, 2009**

(54) **LIGHT FIXTURE**

(75) Inventor: **Robert Sabernig**, Munster (AT)

(73) Assignee: **EGLO Leuchten GmbH**, Innsbruck (AT)

(**) Term: **14 Years**

(21) Appl. No.: **29/322,796**

(22) Filed: **Aug. 12, 2008**

(51) **LOC (9) Cl.** **26-03**

(52) **U.S. Cl.** **D26/88**

(58) **Field of Classification Search** D26/75,
D26/76, 79, 81, 83, 84, 85, 86, 88-91, 118,
D26/138, 141; 362/147, 404-408

See application file for complete search history.

(56) **References Cited**

U.S. PATENT DOCUMENTS

D101,800 S * 11/1936 Tompkins D26/128
D205,463 S * 8/1966 Zelenko D26/62
D232,050 S * 7/1974 Gore et al. D26/88

OTHER PUBLICATIONS

“Geologic” Pendant #10077/1 shown on p. 299 of the E.L.K. Light-
ing Catalog 2900 © 2009.*

“Pius” Red Mini Pendant from PLC Ligthing. Down loaded from
www.bellacor.com Feb. 27, 2009.*

“Flute” 4 light Pendant #E20072-01 shown on p. 49 of the ET2
Lighting 2007 Catalog / 2nd Edition.*

Pendant #E20210-08 shown on p. 206 of the ET2 Lighting 2007
Catalog / 2nd Edition.*

* cited by examiner

Primary Examiner—Clare E Heflin

(74) *Attorney, Agent, or Firm*—Baker & McKenzie LLP

(57) **CLAIM**

The ornamental design for a light fixture, as shown and
described.

DESCRIPTION

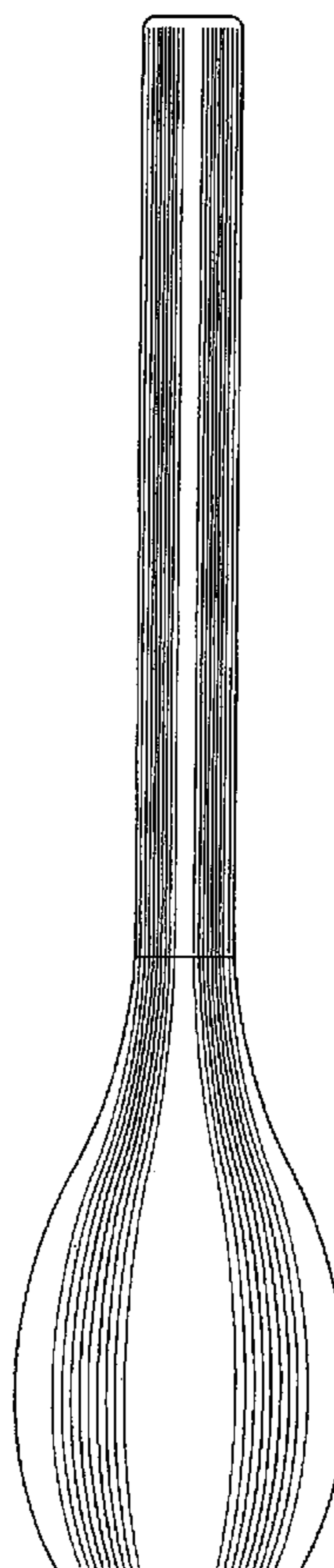
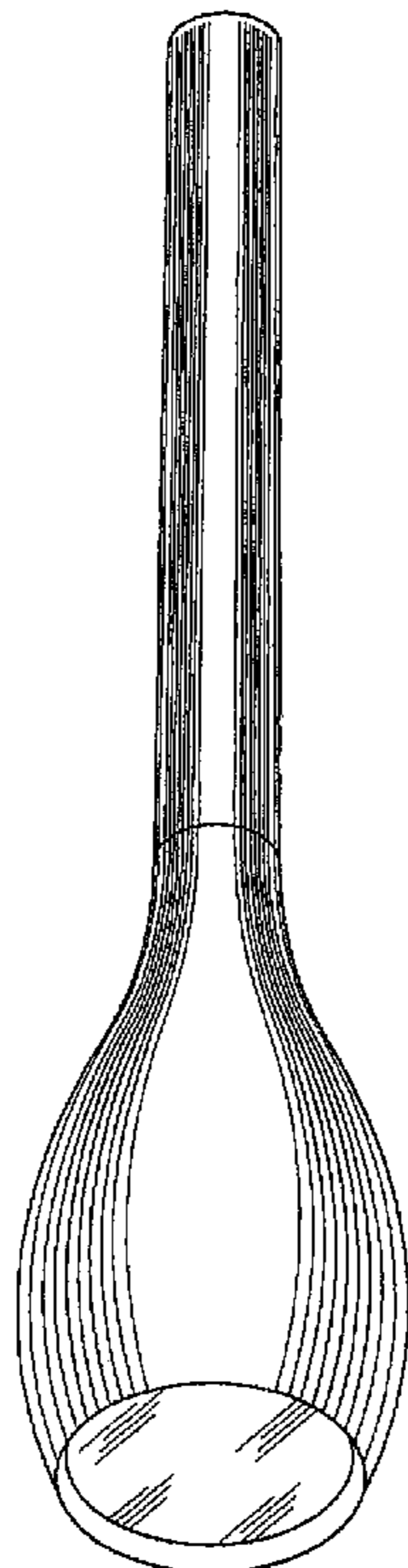
FIG. 1 is a bottom perspective view of a light fixture in
accordance with my design;

FIG. 2 is a side elevation view of the light fixture in accor-
dance with my design, all side views being identical;

FIG. 3 is a top plan view of the light fixture in accordance with
my design; and,

FIG. 4 is a bottom plan view of the light fixture in accordance
with my design.

1 Claim, 1 Drawing Sheet



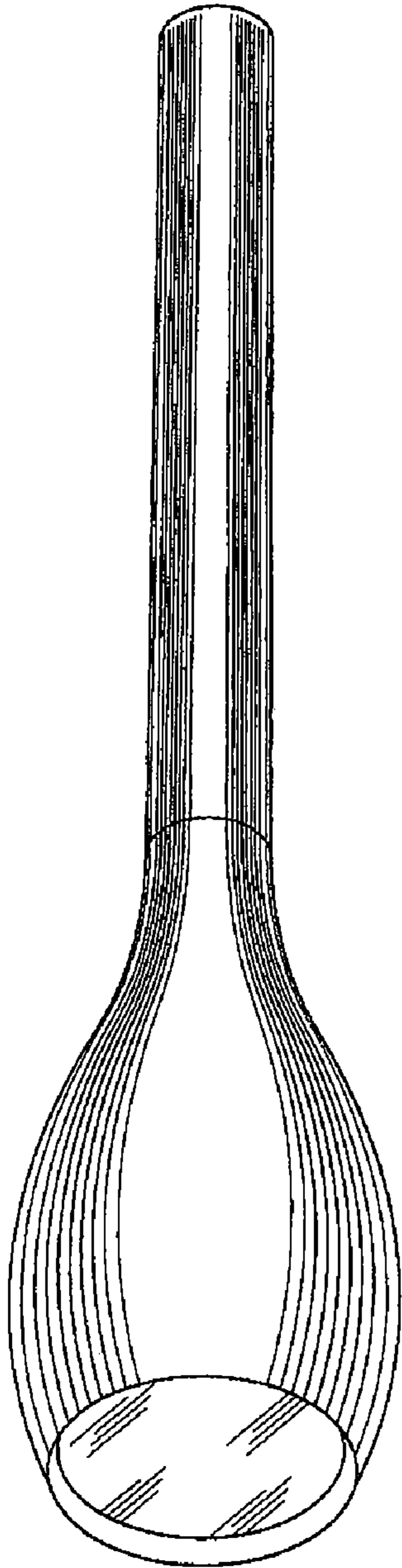


Fig.1

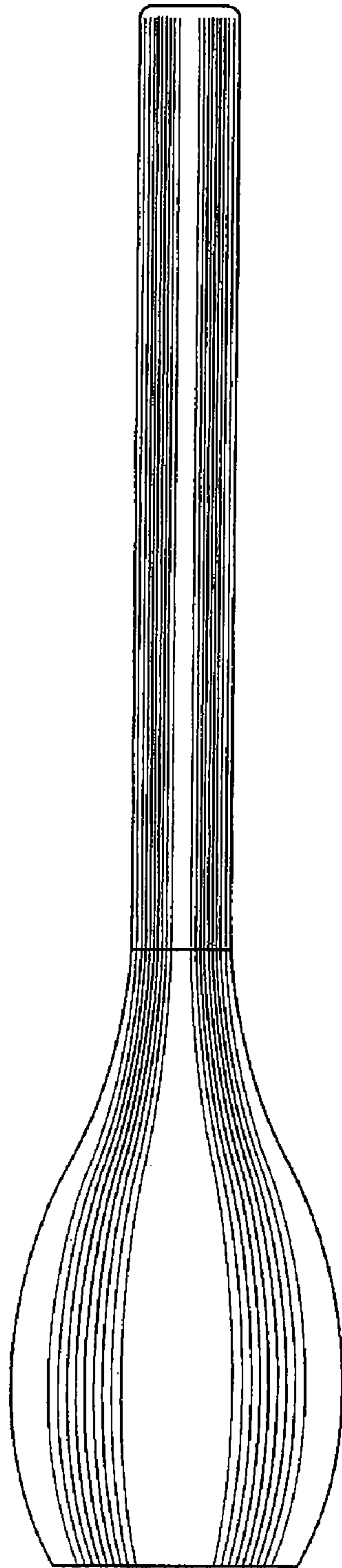


Fig.2




Fig.3

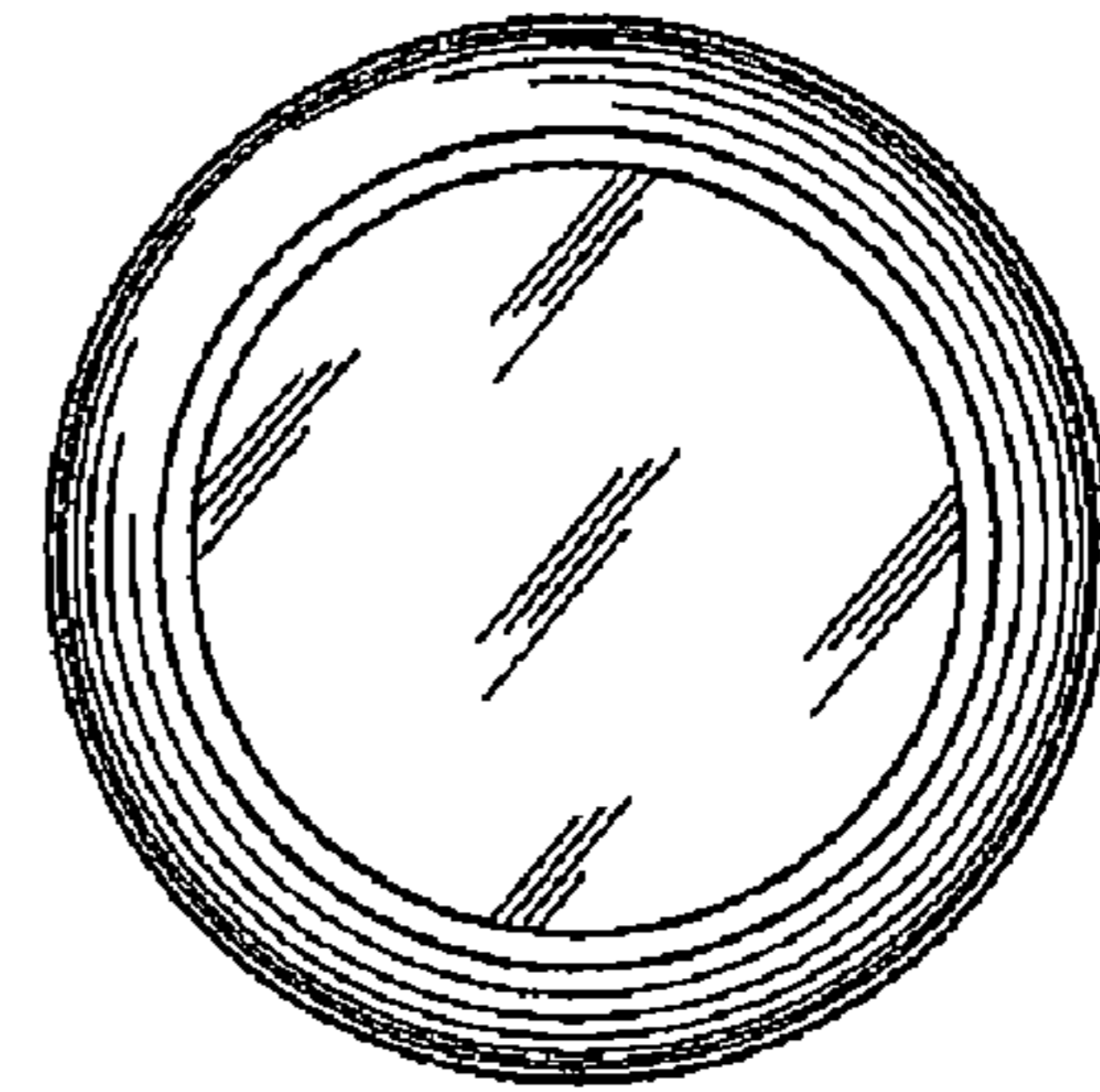


Fig.4