

US00D596320S

(12) **United States Design Patent**
Cantley

(10) **Patent No.:** **US D596,320 S**

(45) **Date of Patent:** **** Jul. 14, 2009**

(54) **DECKING**

(75) Inventor: **Richard W. Cantley**, Birmingham, MI
(US)

(73) Assignee: **True Harbor LLC**

(**) Term: **14 Years**

(21) Appl. No.: **29/321,557**

(22) Filed: **Jul. 18, 2008**

(51) **LOC (9) Cl.** **25-01**

(52) **U.S. Cl.** **D25/158**

(58) **Field of Classification Search** D25/152,
D25/156, 157, 158; 52/311.1, 314, 87; 428/49,
428/44, 48, 57, 542.6, 52, 60; D30/120;
119/509, 525, 526, 527, 530

See application file for complete search history.

(56) **References Cited**

U.S. PATENT DOCUMENTS

D93,992 S * 12/1934 Moore D25/158

4,235,197 A * 11/1980 Curtis et al. 119/530
4,497,858 A * 2/1985 Dupont et al. 428/44
6,810,834 B2 * 11/2004 Hutchings et al. 119/529

* cited by examiner

Primary Examiner—Doris Clark

(74) *Attorney, Agent, or Firm*—Gifford, Krass, Sprinkle,
Anderson & Citkowski, P.C.

(57) **CLAIM**

The ornamental design for decking, as shown and described.

DESCRIPTION

FIG. 1 is a top plan view of decking according to the present invention;

FIG. 2 is a side view of the decking of FIG. 1, all other side views being the same; and,

FIG. 3 is a bottom view of the decking of FIGS. 1 and 2.

The broken lines shown in the Figures, including the details shown in FIG. 3, are for environmental purposes only and form no part of the claimed design.

1 Claim, 2 Drawing Sheets




FIG - 1




FIG - 2




FIG - 3