



US00D596308S

(12) **United States Design Patent**
Fisher

(10) **Patent No.:** **US D596,308 S**
(45) **Date of Patent:** **** Jul. 14, 2009**

(54) **LUER CLEANER**

(75) Inventor: **Mark S. Fisher**, Sellersville, PA (US)

(73) Assignee: **Medical Components, Inc.**,
Harleysville, PA (US)

(**) Term: **14 Years**

(21) Appl. No.: **29/294,682**

(22) Filed: **Jan. 23, 2008**

(51) **LOC (9) Cl.** **24-01**

(52) **U.S. Cl.** **D24/217**

(58) **Field of Classification Search** D24/216-221,
D24/231, 232; 422/26, 27, 291, 295, 299;
134/95.2

See application file for complete search history.

(56) **References Cited**

U.S. PATENT DOCUMENTS

D176,310	S	*	12/1955	Colin et al.	D24/217
D214,555	S	*	7/1969	Allet-Coche	D24/221
3,971,376	A		7/1976	Wichterle		
D258,762	S	*	3/1981	Corrigan et al.	D24/224
4,301,567	A		11/1981	Tucker		
4,624,664	A		11/1986	Peluso et al.		
D305,261	S	*	12/1989	Hobbs	D24/217
5,048,547	A		9/1991	Walker		
D325,443	S	*	4/1992	Jermyn	D24/218
5,375,589	A		12/1994	Bhatta		
6,045,539	A		4/2000	Menyhay		
6,086,275	A		7/2000	King		
6,450,810	B1		9/2002	Fischer et al.		
6,602,219	B2		8/2003	Madsen et al.		

6,673,031	B2		1/2004	Mark		
6,813,797	B1		11/2004	Kadinger		
6,813,798	B2		11/2004	Moga		
D527,461	S	*	8/2006	Yue	D24/217
RE39,499	E		2/2007	Racz		
7,198,611	B2		4/2007	Connell et al.		
2001/0016962	A1		8/2001	Moore et al.		
2003/0060781	A1		3/2003	Mogensen et al.		
2004/0021000	A1		2/2004	Denisov		
2005/0124970	A1		6/2005	Kunin et al.		
2006/0030827	A1		2/2006	Raulerson et al.		

* cited by examiner

Primary Examiner—T. Chase Nelson

Assistant Examiner—Anhdao Doan

(74) *Attorney, Agent, or Firm*—Anton P. Ness; Fox Rothschild LLP

(57) **CLAIM**

The ornamental design for a luer cleaner, as shown and described.

DESCRIPTION

FIG. 1 is an isometric view of a luer cleaner according to the present invention;


FIG. 2 is an enlarged distal end view thereof;

FIG. 3 is a proximal end view thereof; and,

FIG. 4 is a front view thereof, the rear, left and right side views being identical.

The broken lines in the FIGS. 1, 2 and 3 are included for the purpose of illustrating portions of the luer cleaner that form no part of the claimed design.

1 Claim, 1 Drawing Sheet



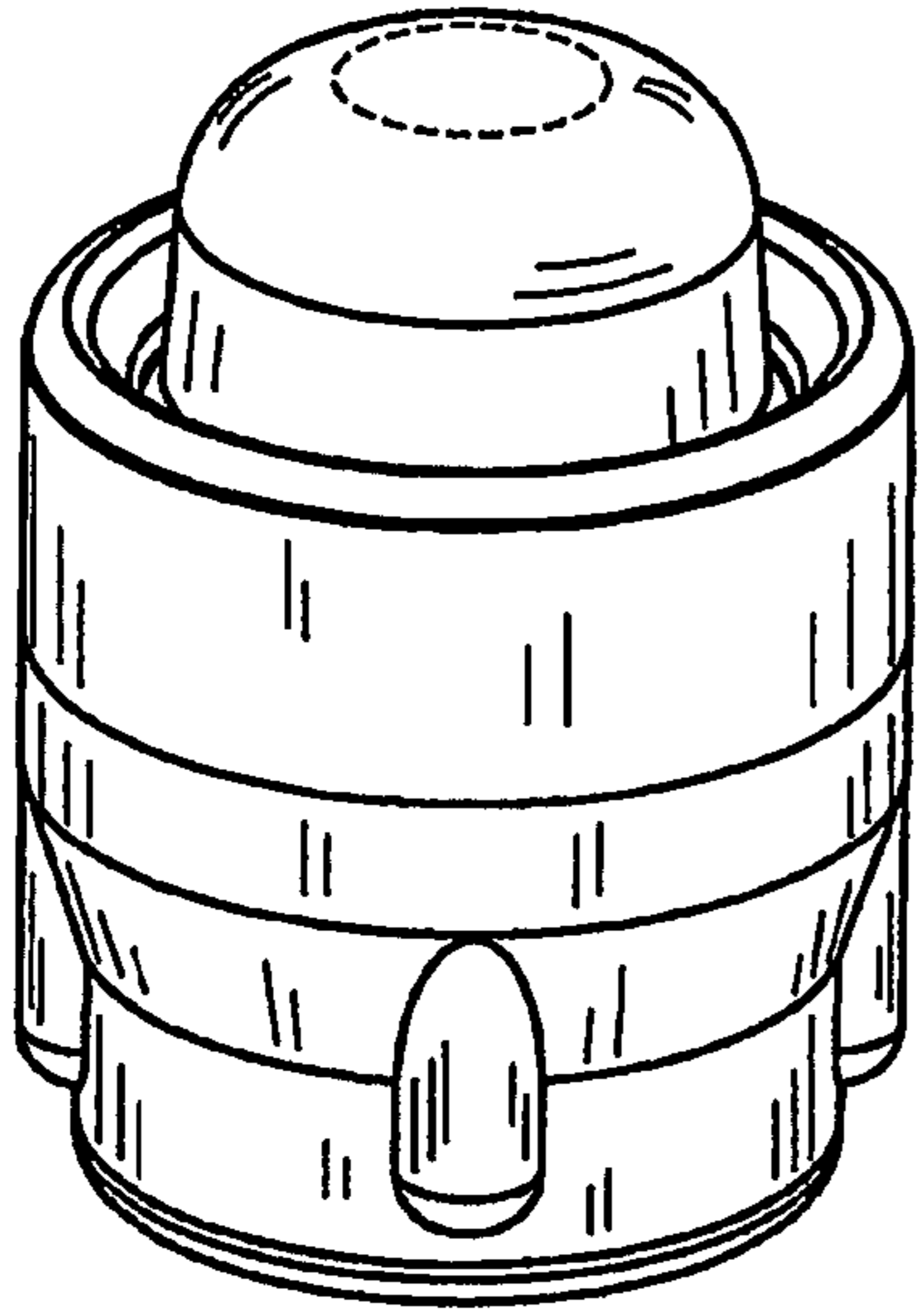


Fig. 1

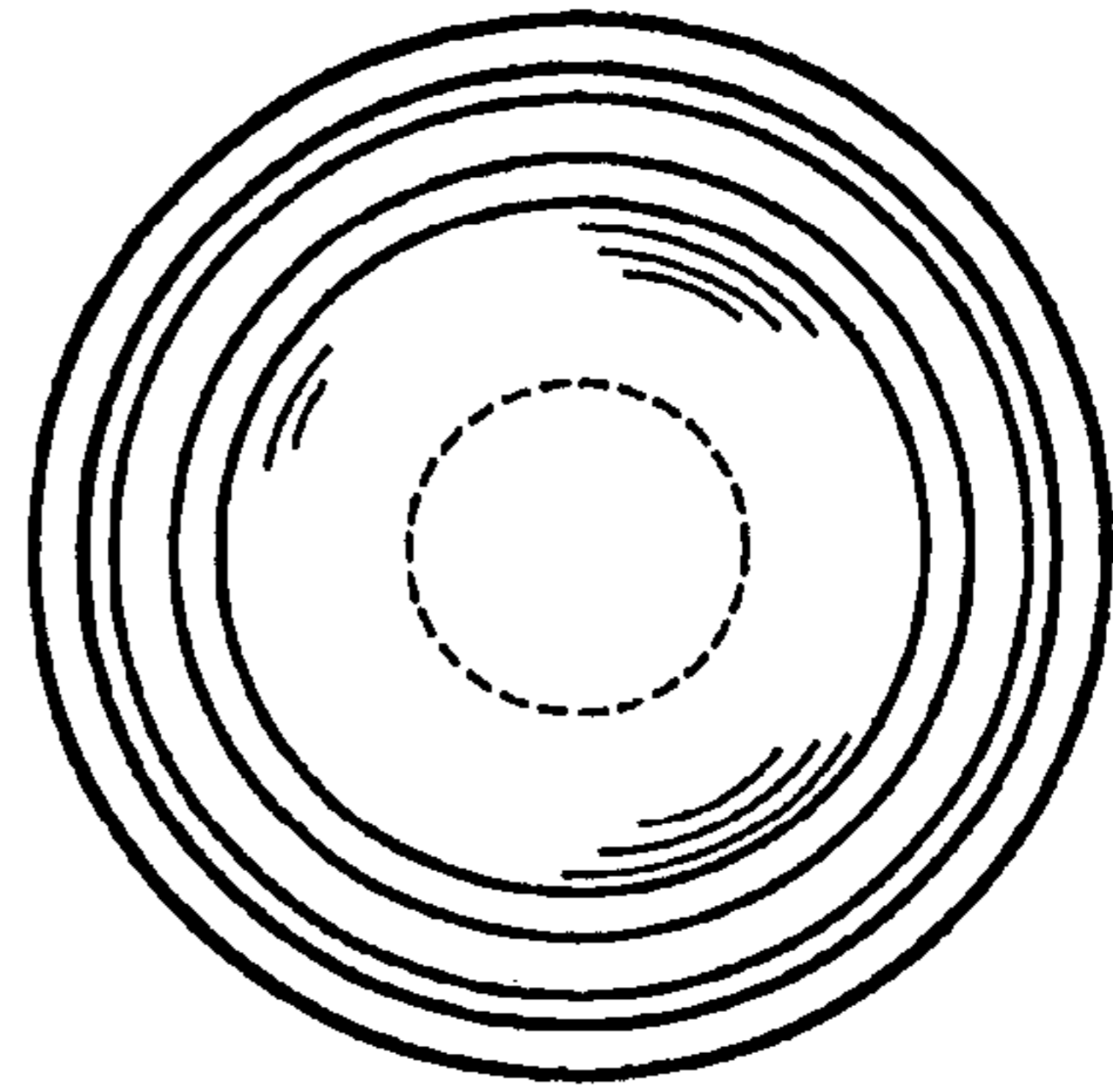


Fig. 3

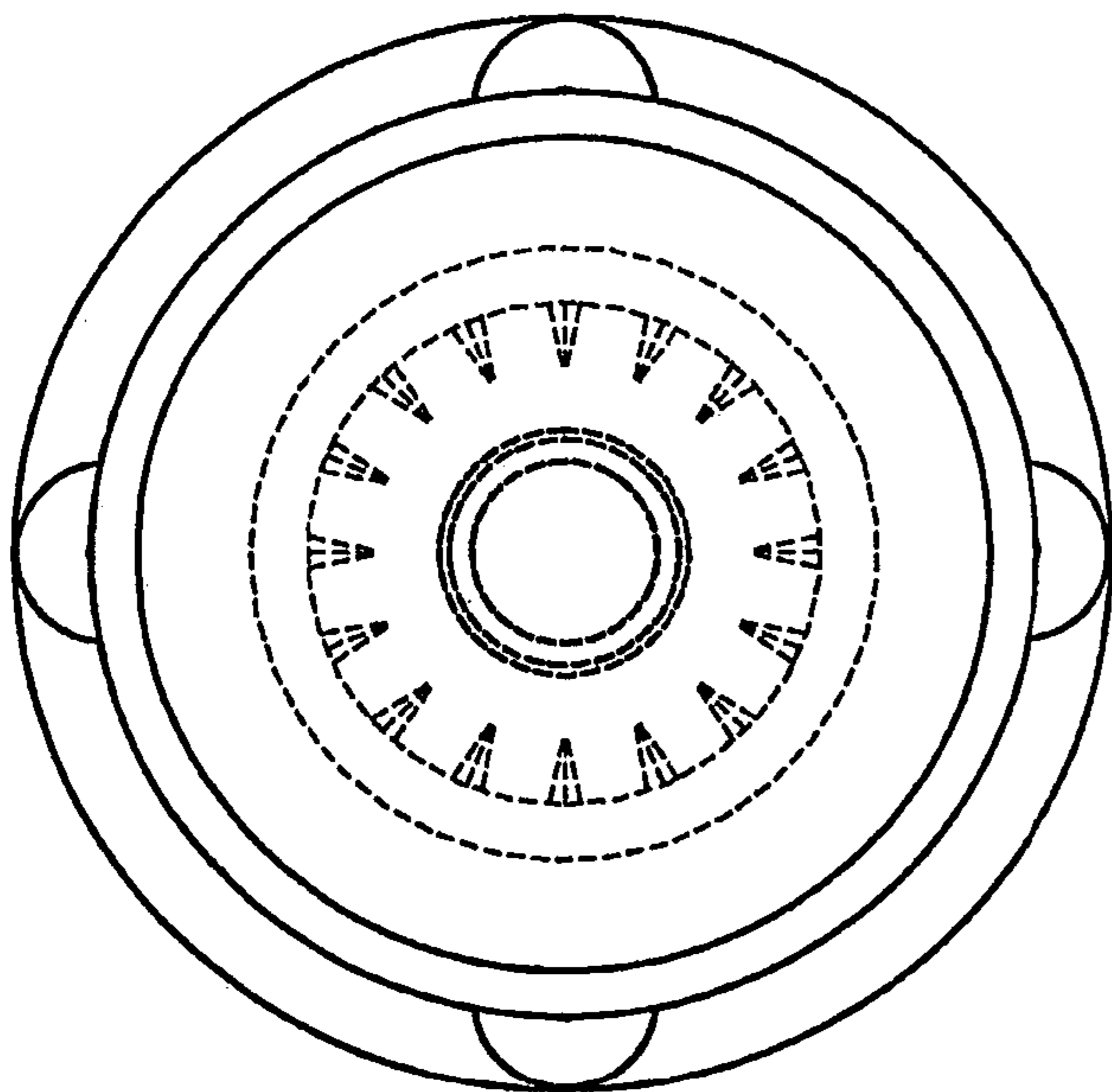


Fig. 2




Fig. 4