



US00D596307S

(12) **United States Design Patent**
Stewart

(10) **Patent No.:** **US D596,307 S**
(45) **Date of Patent:** **** Jul. 14, 2009**

(54) **CONTOURED MASSAGER WITH BEND**

FOREIGN PATENT DOCUMENTS

(75) Inventor: **Thomas E. Stewart**, Laguna Hills, CA
(US)

EP 417438 3/1991

(73) Assignee: **Sportsheets International, Inc.**,
Huntington Beach, CA (US)

(Continued)

(**) Term: **14 Years**

Notice of Allowance dated Nov. 24, 2008 for U.S. Appl. No. 29/321,192.

(21) Appl. No.: **29/321,195**

(Continued)

(22) Filed: **Jul. 11, 2008**

Primary Examiner—Cathron C Brooks
Assistant Examiner—Melanie Levy

(51) **LOC (9) Cl.** **28-03**

(52) **U.S. Cl.** **D24/214; D24/215**

(58) **Field of Classification Search** D24/200,
D24/211, 214, 215; 601/48, 46, 84, 60, 134–138;
600/38, 39

(74) *Attorney, Agent, or Firm*—James P. Muraff; Neal,
Gerber & Eisenberg LLP

See application file for complete search history.

(57) **CLAIM**

The ornamental design for a contoured massager with bend,
as shown and described.

(56) **References Cited**

DESCRIPTION

U.S. PATENT DOCUMENTS

750,735 A	1/1904	Turck	
1,206,324 A	11/1916	Hart	
3,401,687 A	9/1968	Hood	
3,504,665 A	4/1970	Bakunin et al.	
3,636,945 A	1/1972	Sato	
D234,543 S	3/1975	Foster	
3,878,838 A	4/1975	Lunn	
3,996,930 A	12/1976	Sekulich	
4,002,164 A	1/1977	Bradley	
4,059,100 A	11/1977	Glage	
4,334,527 A	6/1982	Clinton	
4,542,753 A	9/1985	Brenman et al.	
4,574,791 A	3/1986	Mitchener	
4,663,102 A	5/1987	Brenman et al.	
4,878,489 A	11/1989	Kamayachi	
5,074,315 A	12/1991	McCuiston	
5,377,702 A	1/1995	Sakurai	
D371,442 S *	7/1996	Semyonova D24/214	
D384,156 S	9/1997	Kain	
D386,879 S *	11/1997	Daniels D24/214	

FIG. 1 is a perspective view of a contoured massager with bend in accordance with the present invention;

FIG. 2 is a left view of the contoured massager with bend shown in FIG. 1;

FIG. 3 is a right view of the contoured massager with bend shown in FIG. 1;

FIG. 4 is top view of the contoured massager with bend shown in FIG. 1;

FIG. 5 is a bottom view of the contoured massager with bend shown in FIG. 1;

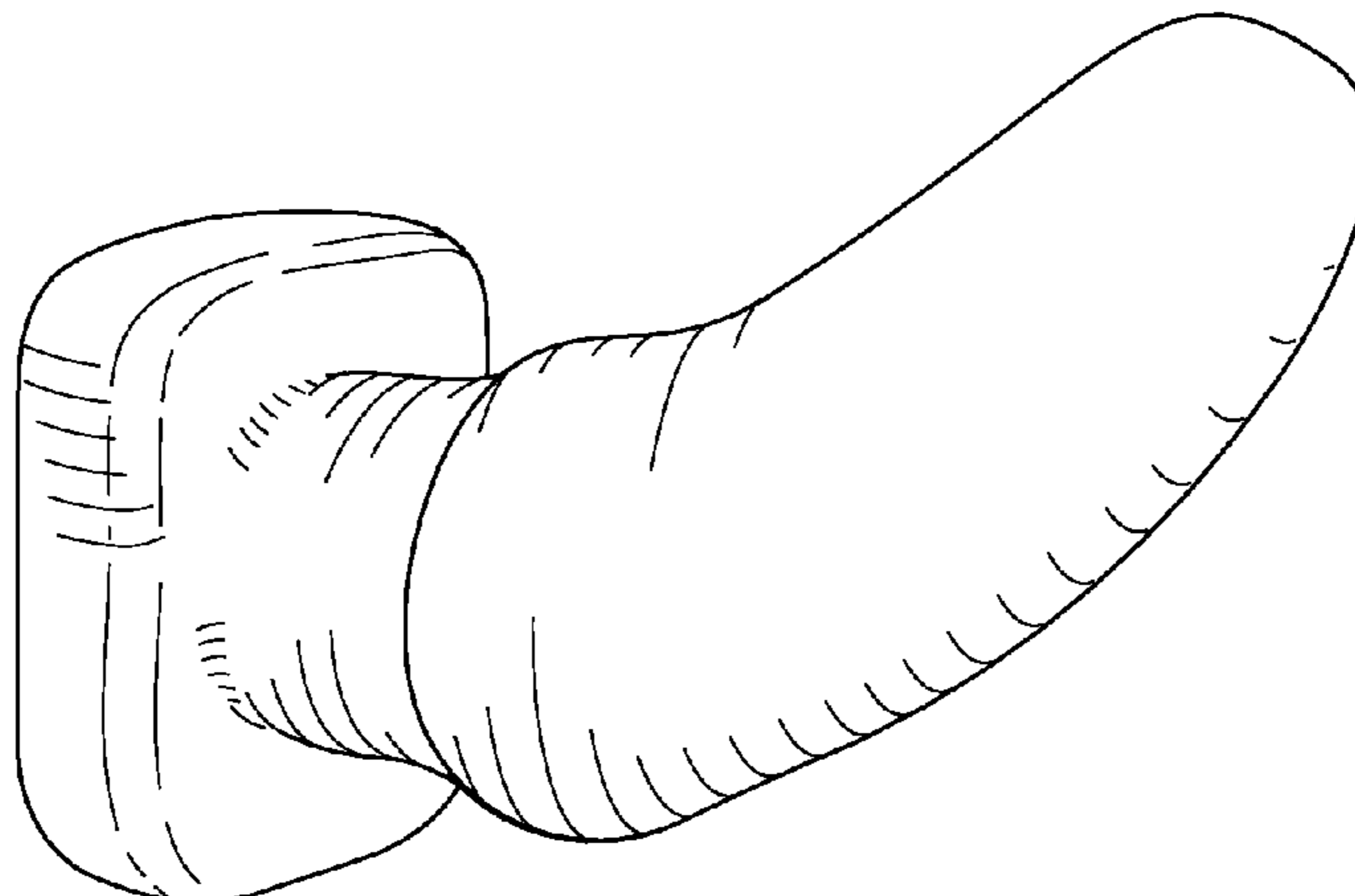
FIG. 6 is a front view of the contoured massager with bend shown in FIG. 1; and,

FIG. 7 is a back view of the contoured massager with bend shown in FIG. 1.

The broken lines shown in the drawings represent unclaimed portions of the design and form no part thereof.

(Continued)

1 Claim, 2 Drawing Sheets



US D596,307 S

Page 2

U.S. PATENT DOCUMENTS

5,690,603 A 11/1997 Kain
5,707,341 A 1/1998 Mathewuse
5,853,362 A 12/1998 Jacobs
5,876,324 A 3/1999 Trouchine
D461,009 S 7/2002 Viner
6,776,755 B1 8/2004 Raskin
D501,048 S 1/2005 Hacker
6,976,970 B2 12/2005 Siddhartha
D517,217 S 3/2006 Zou et al.
7,081,087 B2 7/2006 Jannuzzi
7,122,015 B2 10/2006 Luetngen et al.
D558,356 S 12/2007 Nan
7,341,566 B2 3/2008 Nan
D568,490 S * 5/2008 Nan D24/215
2004/0230093 A1 11/2004 Marshall
2006/0069329 A1 3/2006 Nan
2006/0069330 A1 3/2006 Nan
2006/0094992 A1 5/2006 Imboden et al.

2006/0106327 A1 5/2006 Thielen
2007/0142754 A1 6/2007 Nan
2007/0149903 A1 6/2007 Nan
2007/0287610 A1 12/2007 Novak et al.
2008/0009775 A1 1/2008 Murison
2008/0027362 A1 1/2008 Fretz
2008/0027364 A1* 1/2008 Moutray 601/134
2008/0091128 A1 4/2008 Nan
2008/0139980 A1 6/2008 Fladl et al.

FOREIGN PATENT DOCUMENTS

GB 2439927 1/2008

OTHER PUBLICATIONS

Office Action dated Jan. 12, 2009 for U.S. Appl. No. 29/321,193.
Notice of Allowance dated Jan. 5, 2009 for U.S. Appl. No. 29/321,191.

* cited by examiner

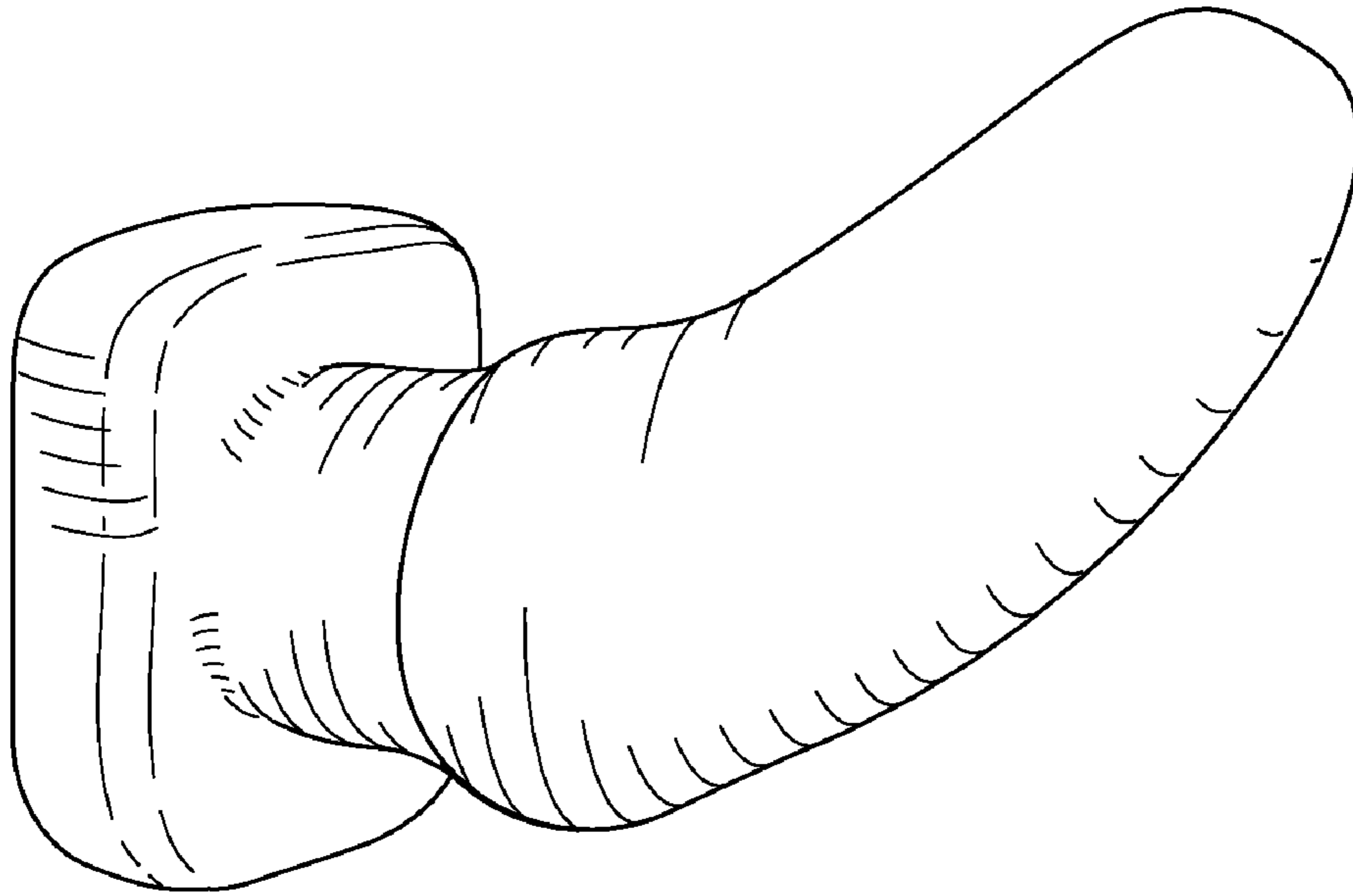


FIG. 1

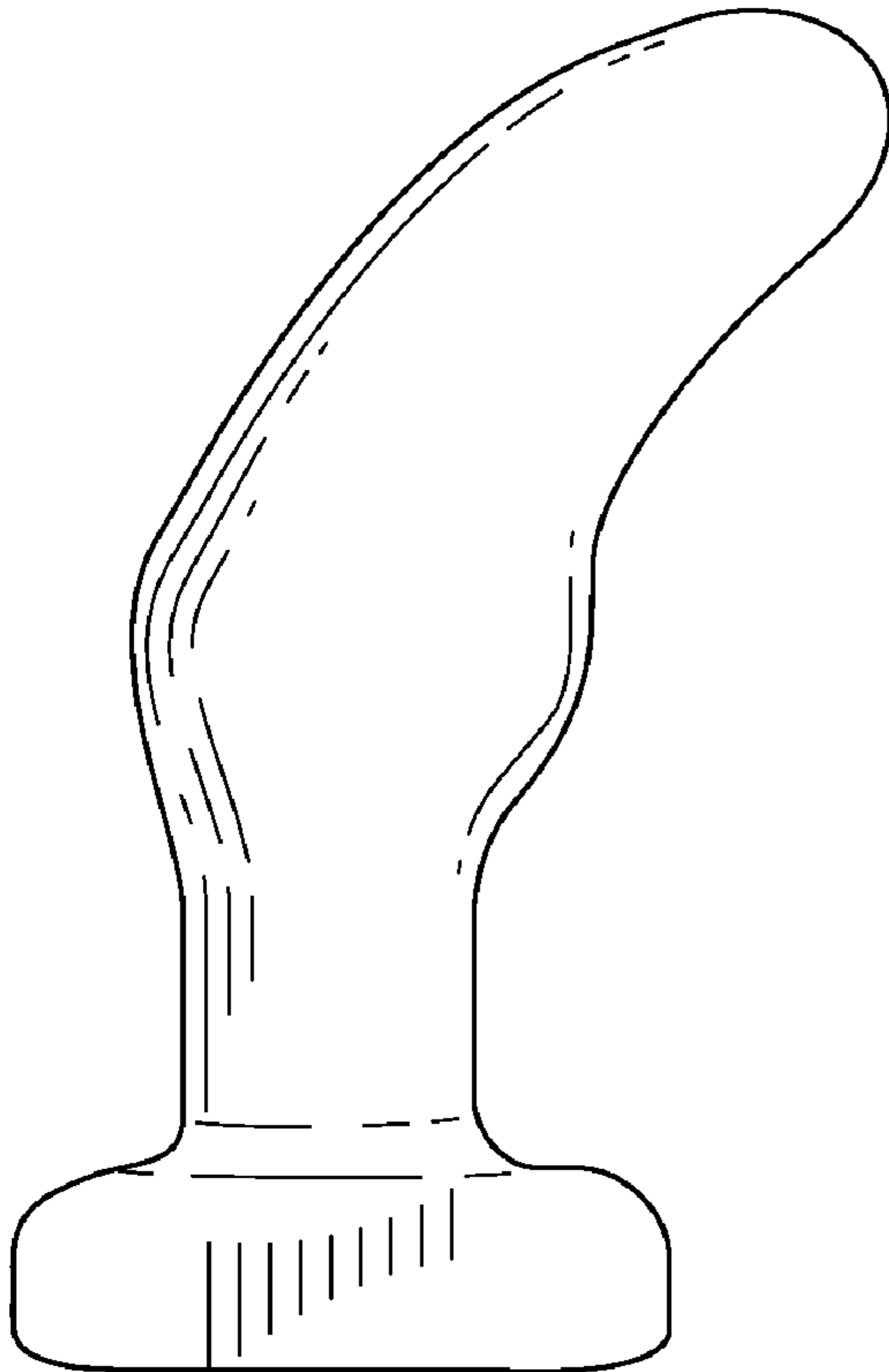


FIG. 2

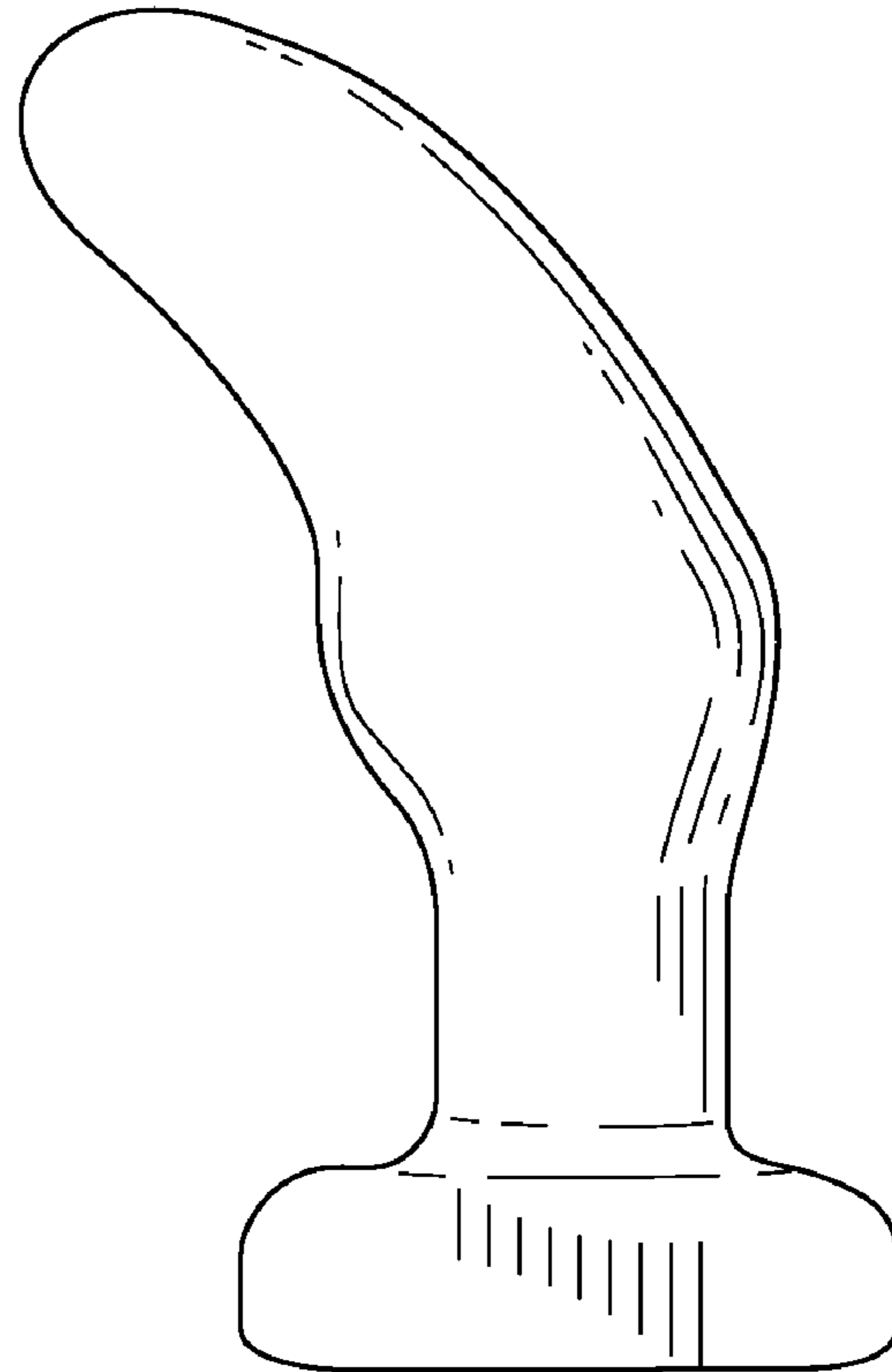


FIG. 3

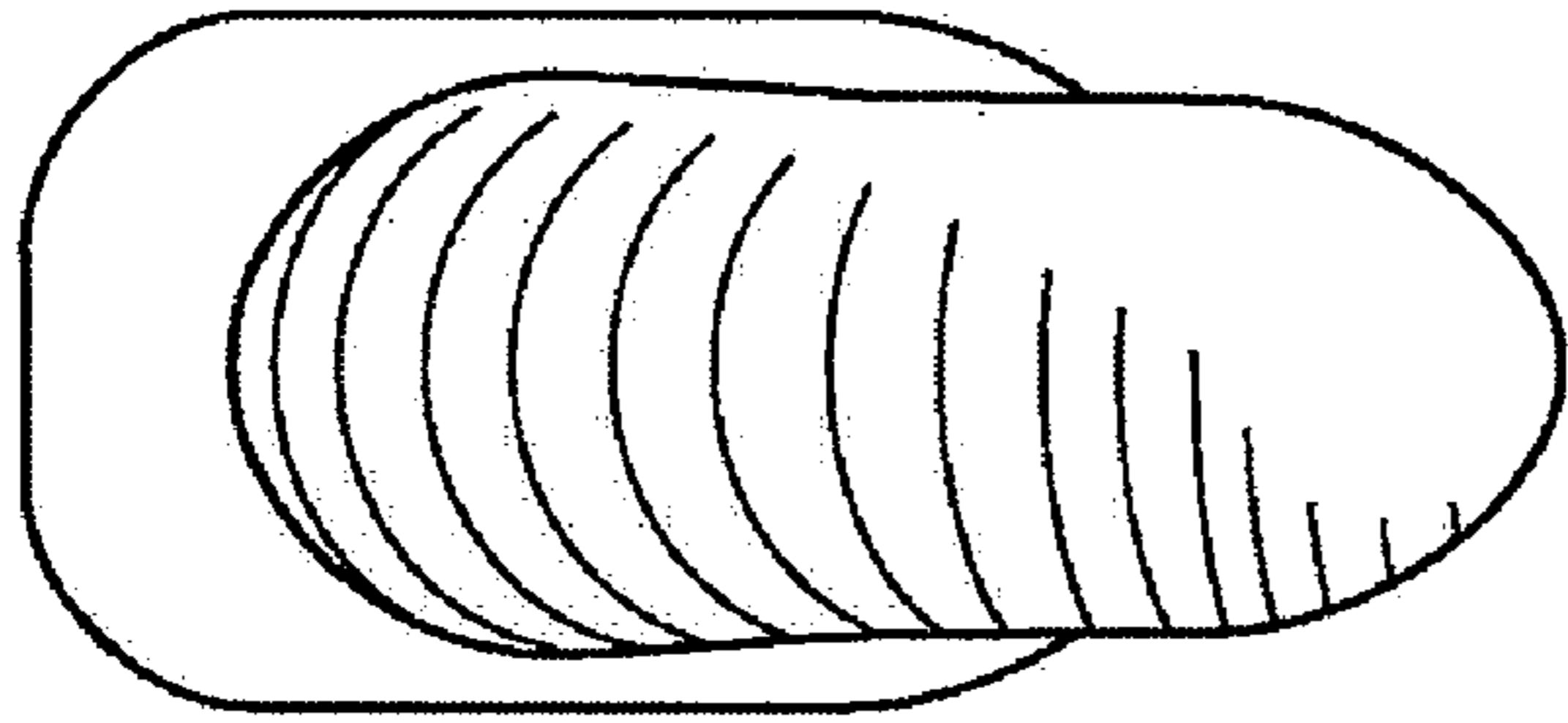


FIG. 4

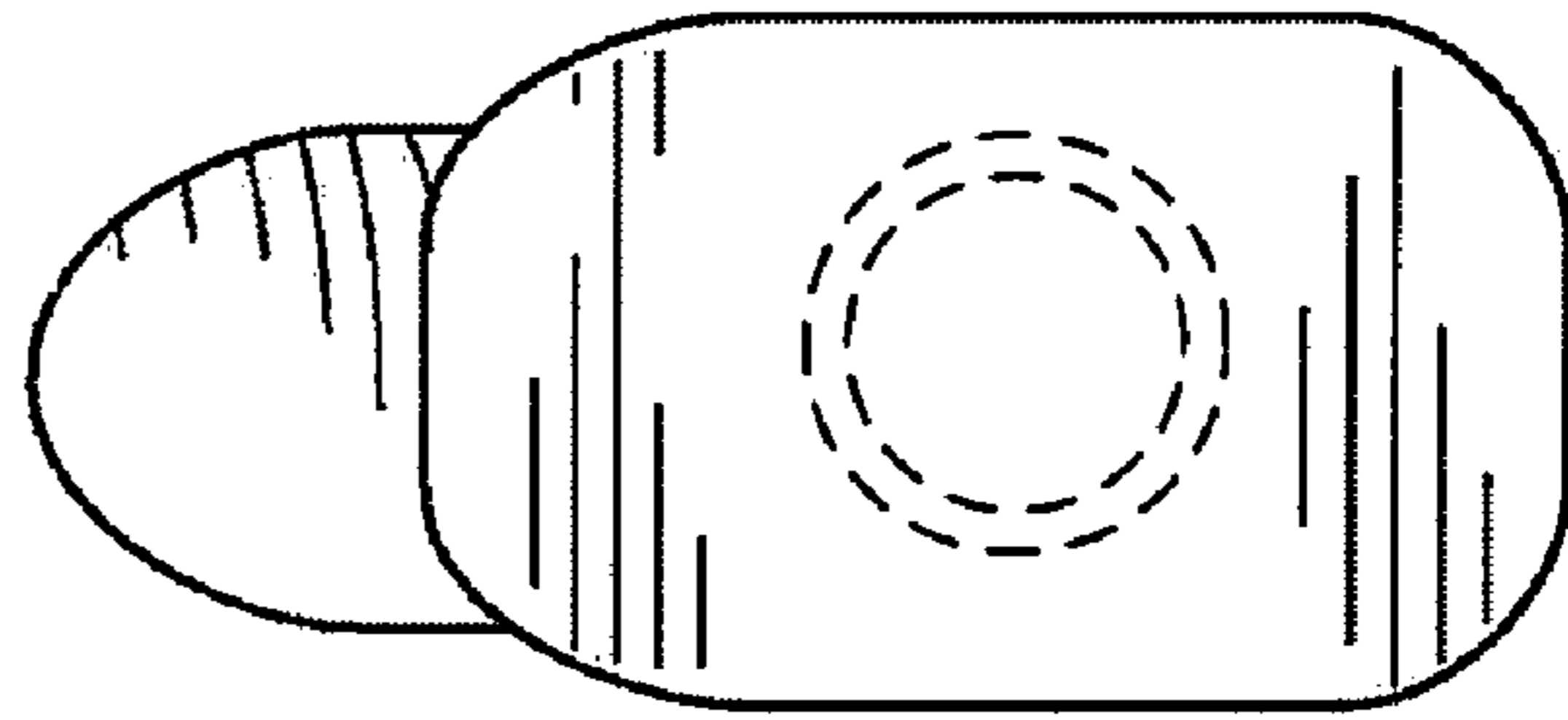


FIG. 5

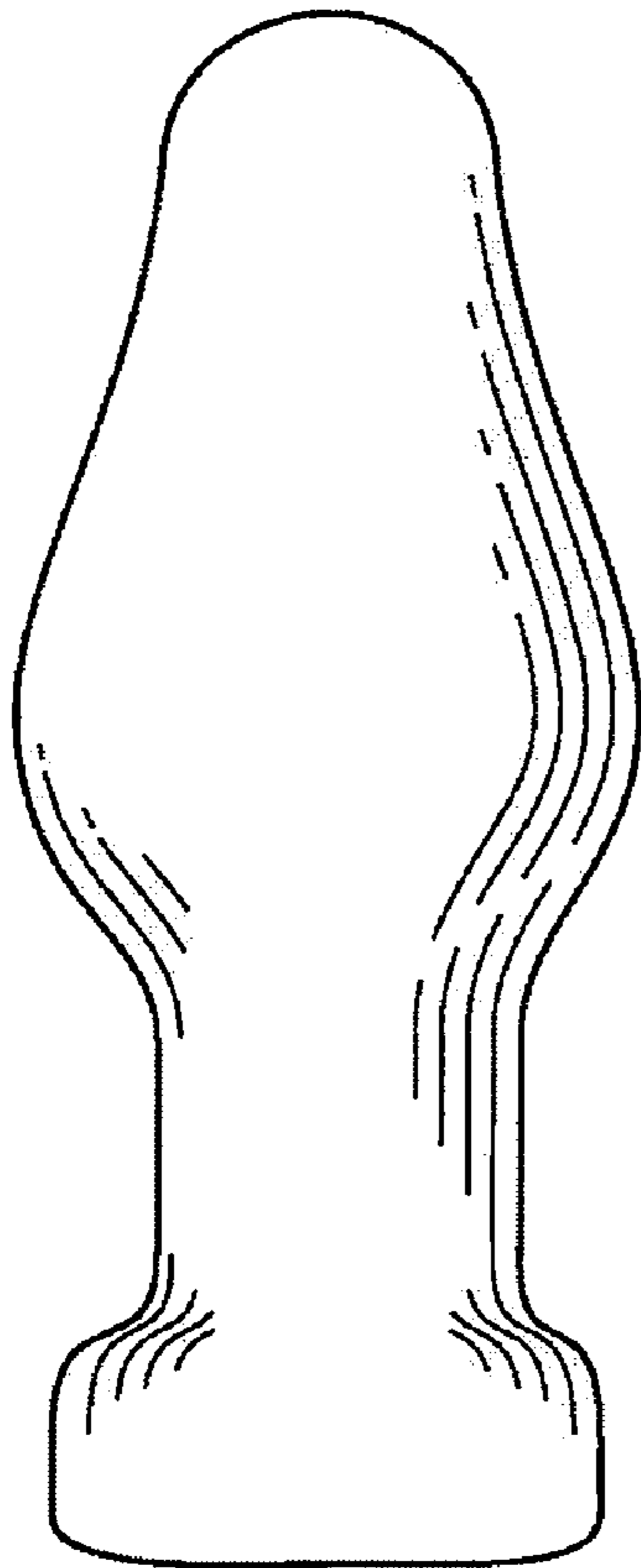


FIG. 6

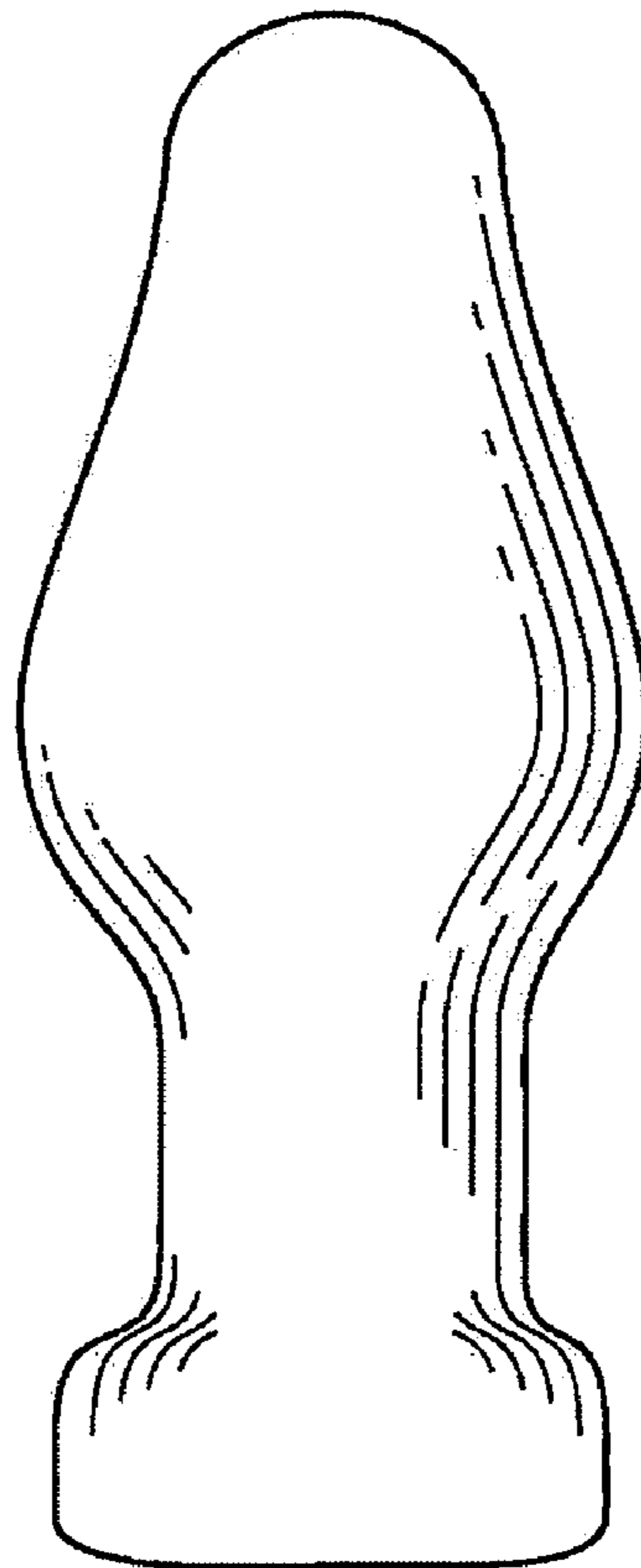


FIG. 7