



US00D596304S

(12) **United States Design Patent**
St-Hilaire

(10) **Patent No.:** **US D596,304 S**

(45) **Date of Patent:** **** Jul. 14, 2009**

(54) **SPA**

(76) Inventor: **Amélie St-Hilaire**, 8, chemin de la
Suisse, Morin-Heights, Quebec (CA) J0R
1H0

(**) Term: **14 Years**

(21) Appl. No.: **29/289,489**

(22) Filed: **Jul. 23, 2007**

(51) **LOC (9) Cl.** **24-04**

(52) **U.S. Cl.** **D24/204**

(58) **Field of Classification Search** D24/201–205;
4/541.1–541.6, 547, 578.1, 579; D23/213,
D23/277; D9/435, 447, 449, 450, 452, 453,
D9/454, 302, 503, 504, 529; 215/235, 236,
215/237; 220/244, 254, 334, 336; 222/543,
222/544, 546, 556, 562

See application file for complete search history.

(56) **References Cited**

U.S. PATENT DOCUMENTS

D196,082 S *	8/1963	Stull	D9/453
D233,507 S *	11/1974	Stevens	D9/453
D244,509 S *	5/1977	Jones et al.	D9/556
4,857,374 A *	8/1989	Perry	4/498
D368,530 S *	4/1996	Lawing et al.	D24/204
5,689,841 A *	11/1997	Black et al.	4/498
5,974,600 A *	11/1999	Pucci et al.	4/498
6,058,521 A *	5/2000	O'Brien	4/541.1

6,859,952 B2 *	3/2005	Perry	4/498
D503,886 S *	4/2005	Biesecker	D9/435
D515,429 S *	2/2006	Pace	D9/529
D527,827 S *	9/2006	Spicer	D24/204
D536,966 S *	2/2007	Cecere	D9/436
2007/0240257 A1 *	10/2007	Ignarra et al.	4/541.1

* cited by examiner

Primary Examiner—Cathron C Brooks

Assistant Examiner—Melanie Levy

(74) *Attorney, Agent, or Firm*—Eric Fincham

(57) **CLAIM**

The ornamental design for a spa, as shown and described.

DESCRIPTION

FIG. 1 is a perspective view of the spa wall;

FIG. 2 is a side elevational view thereof as seen from the right hand side of FIG. 1;

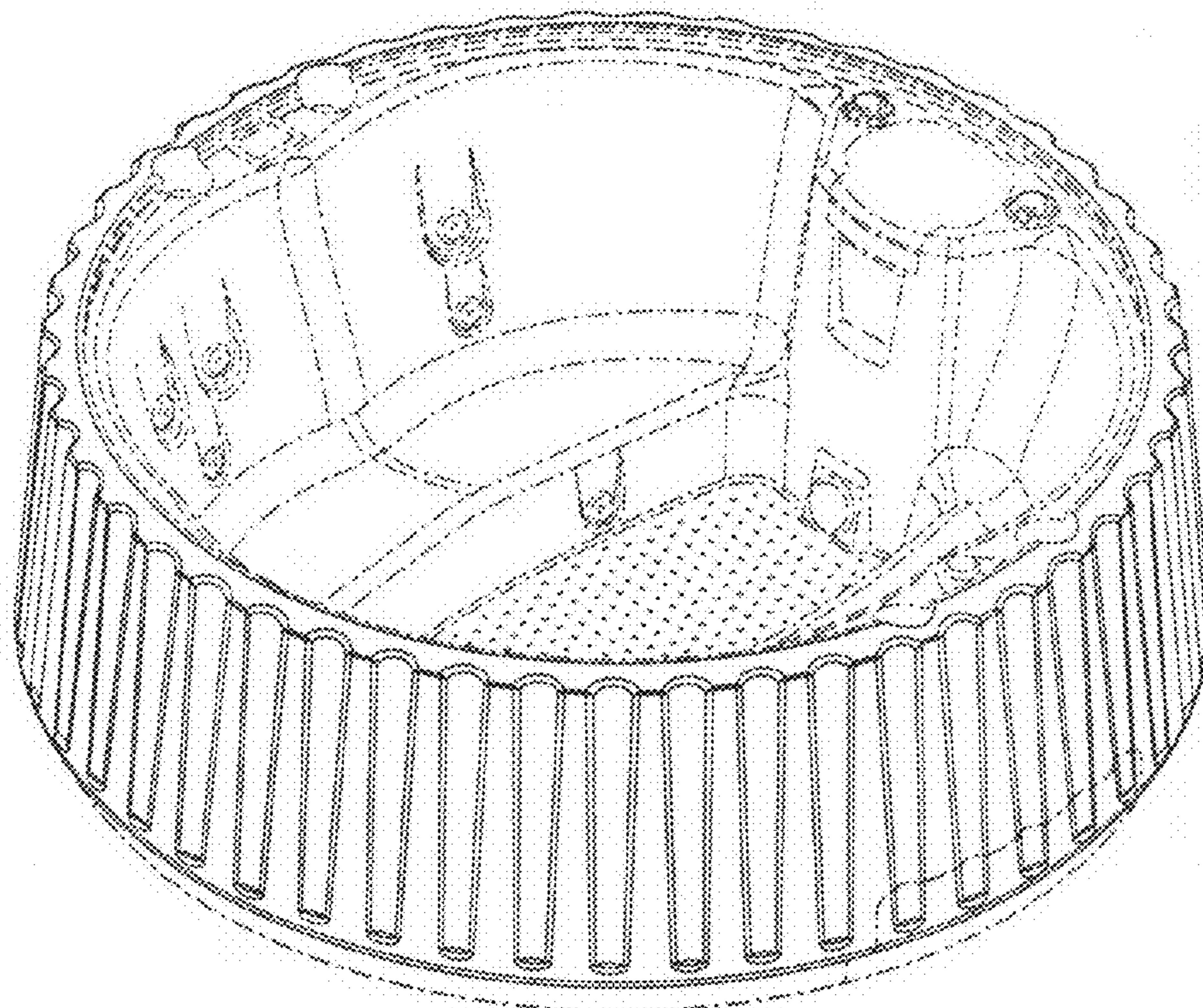
FIG. 3 is a front elevational view thereof with a rear elevational view thereof being a substantial mirror image;

FIG. 4 is a side elevational view seen from the left hand side of FIG. 1; and,

FIG. 5 is a top plan view thereof.

The bottom view does not form a portion of the design. The material shown in dash dot lines is used for purposes of illustrating environment and does not form a portion of the present design.

1 Claim, 2 Drawing Sheets



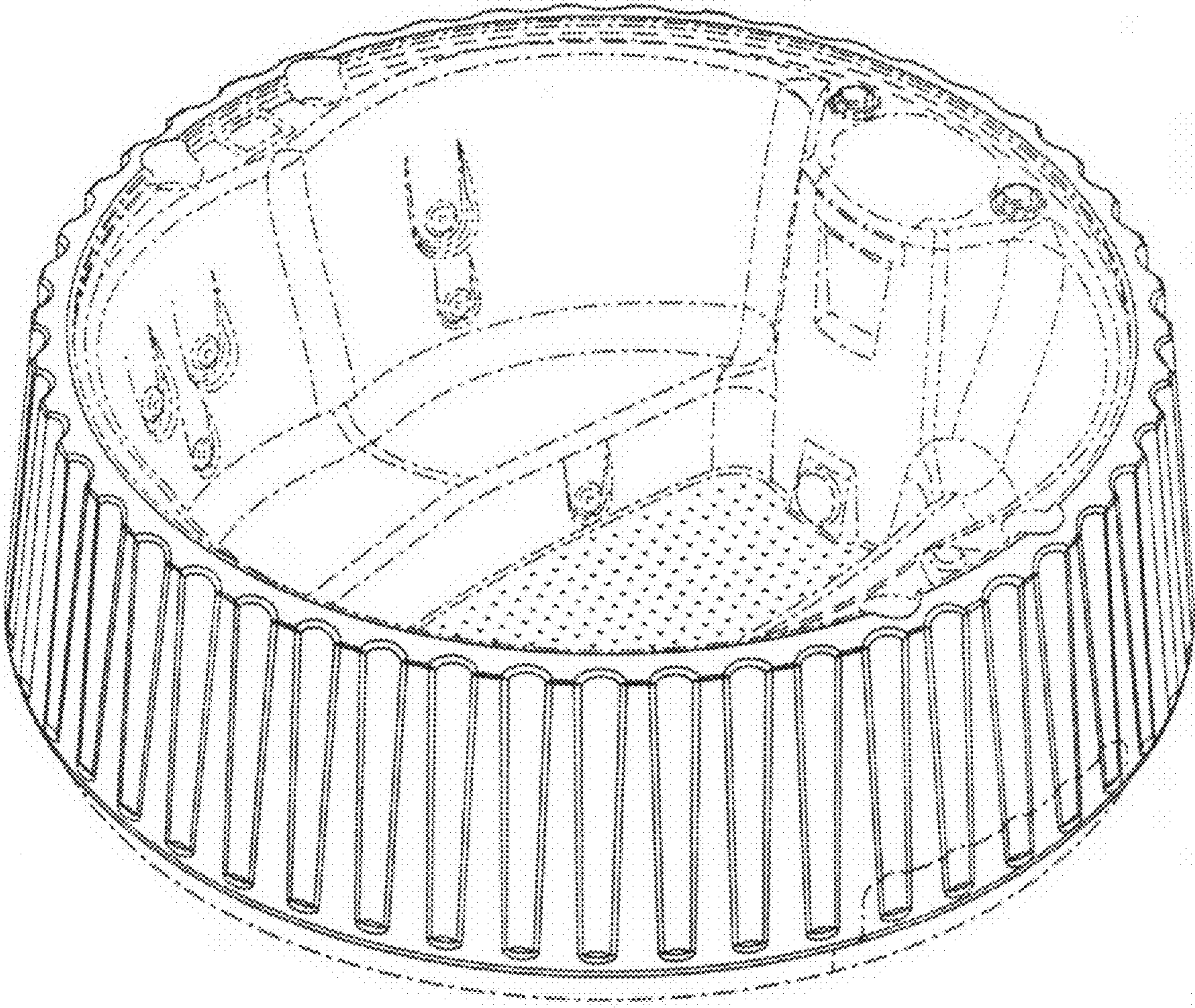


FIG. 1

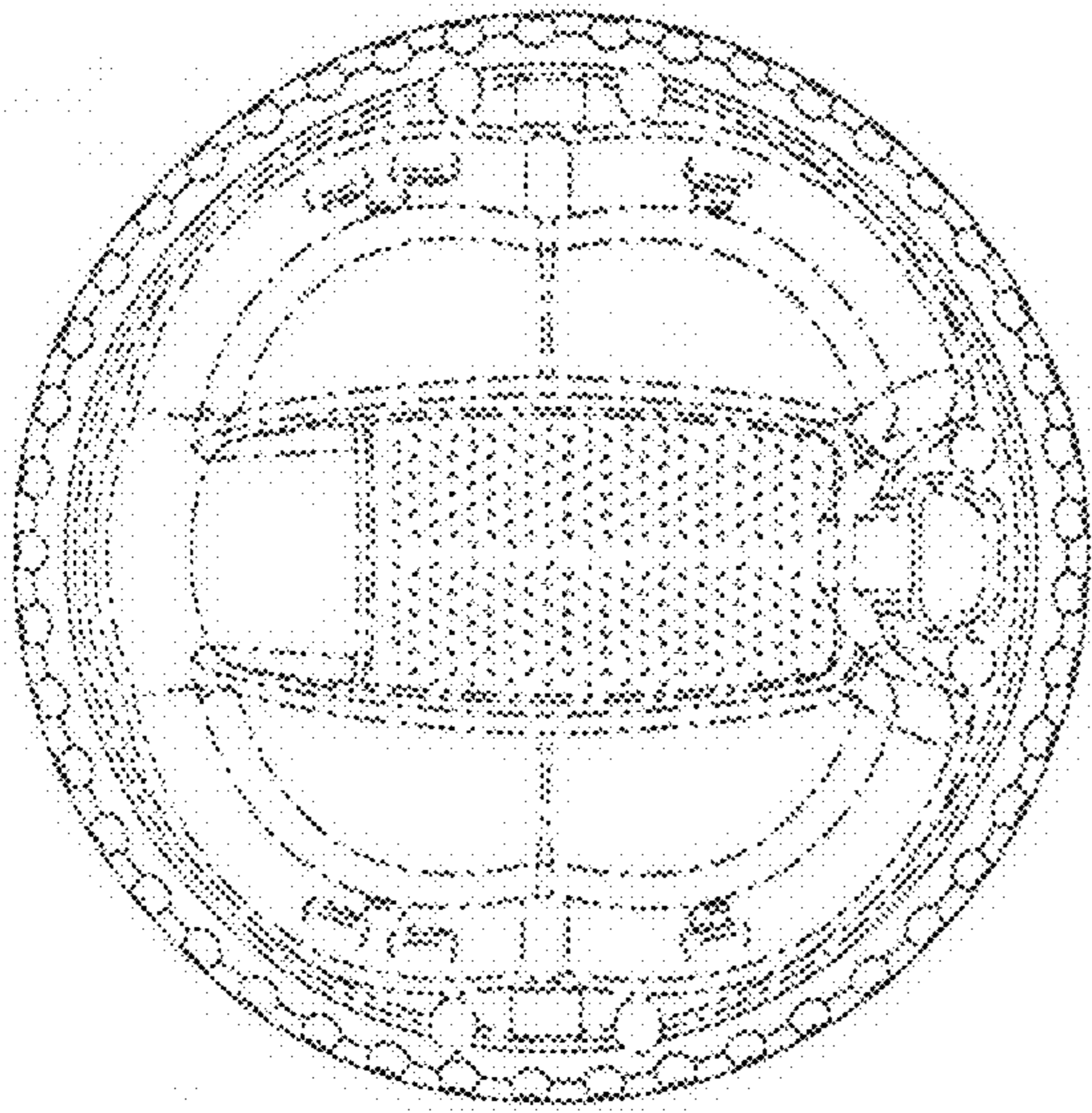


FIG. 5




FIG. 4




FIG. 3




FIG. 2