



US00D596303S

(12) **United States Design Patent**
Sharp et al.

(10) **Patent No.:** **US D596,303 S**
(45) **Date of Patent:** **** Jul. 14, 2009**

(54) **GOLF NOVELTY ITEM**

(76) Inventors: **Kelly Shay Sharp**, 13755 Los Coches Rd. East, El Cajon, CA (US) 92021;
Tera Rochelle Tippet, 5167 Sea Mist Ct., San Diego, CA (US) 92121

(**) Term: **14 Years**

(21) Appl. No.: **29/309,716**

(22) Filed: **Sep. 29, 2008**

(51) **LOC (9) Cl.** **24-04**

(52) **U.S. Cl.** **D24/195**

(58) **Field of Classification Search** D24/193-199;
D30/160; 606/234-236; 215/11.1-11.6;
D21/789; 224/162, 194; 24/3.1, 3.4, 3.13,
24/301; 604/77

See application file for complete search history.

(56) **References Cited**

U.S. PATENT DOCUMENTS

| | | | | |
|-----------|-----|--------|-----------------|---------|
| 2,699,785 | A | 1/1955 | Allen | |
| 5,009,427 | A * | 4/1991 | Stiefel et al. | 473/379 |
| D326,114 | S * | 5/1992 | Murtagh | D19/97 |
| D335,928 | S | 5/1993 | Williams | |
| D356,159 | S * | 3/1995 | Harrison et al. | D24/195 |
| D367,339 | S * | 2/1996 | Dunn | D28/67 |

| | | | | |
|--------------|------|--------|--------------|---------|
| D441,454 | S * | 5/2001 | Bower et al. | D24/195 |
| D485,325 | S * | 1/2004 | Rohan-Weaver | D21/789 |
| D489,289 | S * | 5/2004 | Porter | D11/157 |
| D570,434 | S * | 6/2008 | Guldenring | D21/718 |
| D576,423 | S * | 9/2008 | Weldon | D6/434 |
| 2006/0069409 | A1 * | 3/2006 | Morris | 606/234 |

* cited by examiner

Primary Examiner—Philip S Hyder

Assistant Examiner—Susan E Krakower

(74) *Attorney, Agent, or Firm*—Richard C. Litman

(57) **CLAIM**

The ornamental design for a golf novelty item, as shown and described.

DESCRIPTION

FIG. 1 is a perspective view of a golf novelty item showing my new design;

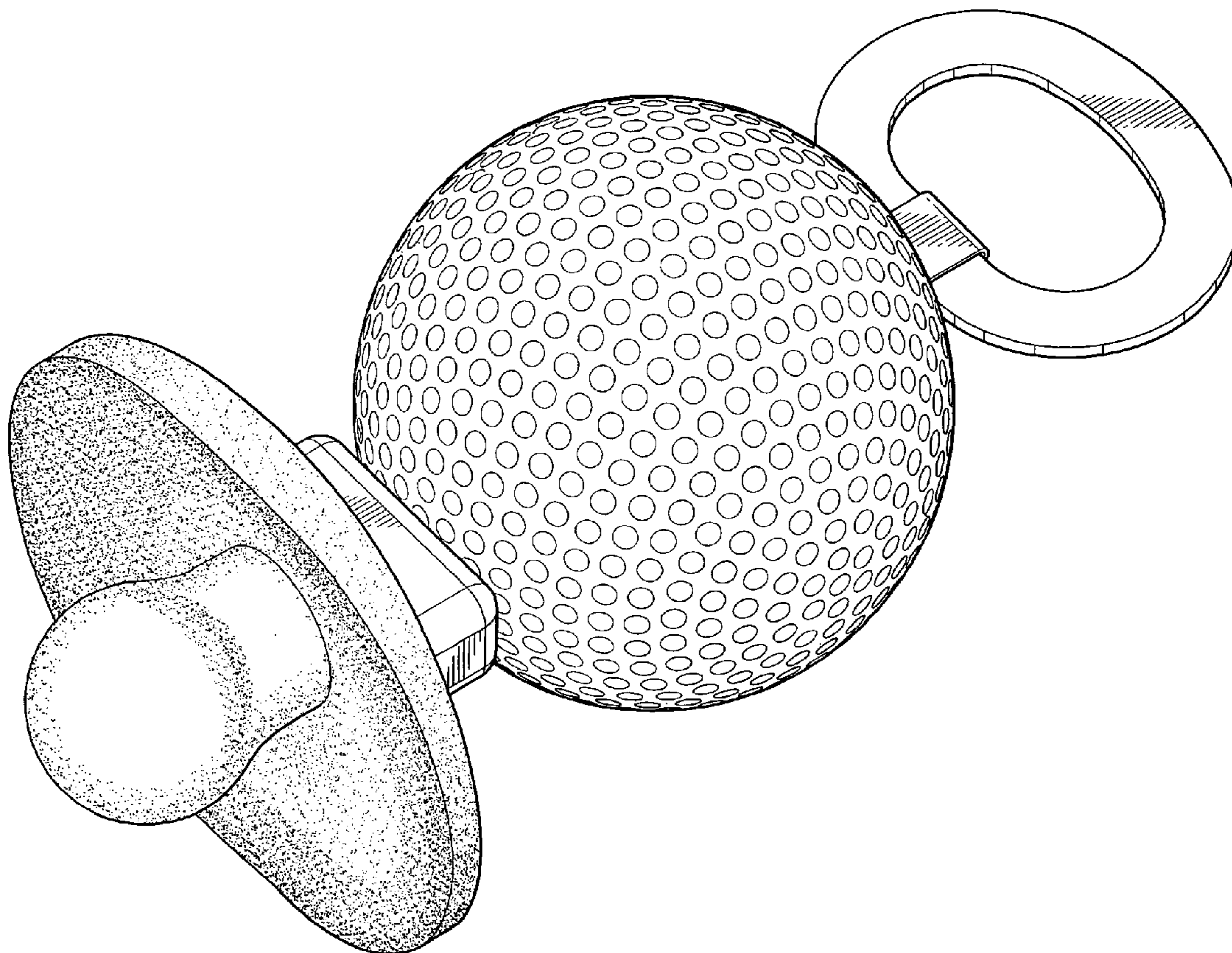
FIG. 2 is a top plan view with the bottom view being a mirror image thereof;

FIG. 3 is a front elevational view thereof;

FIG. 4 is a rear elevational view thereof; and,

FIG. 5 is a right side elevational view with the left side being a mirror image thereof.

1 Claim, 5 Drawing Sheets



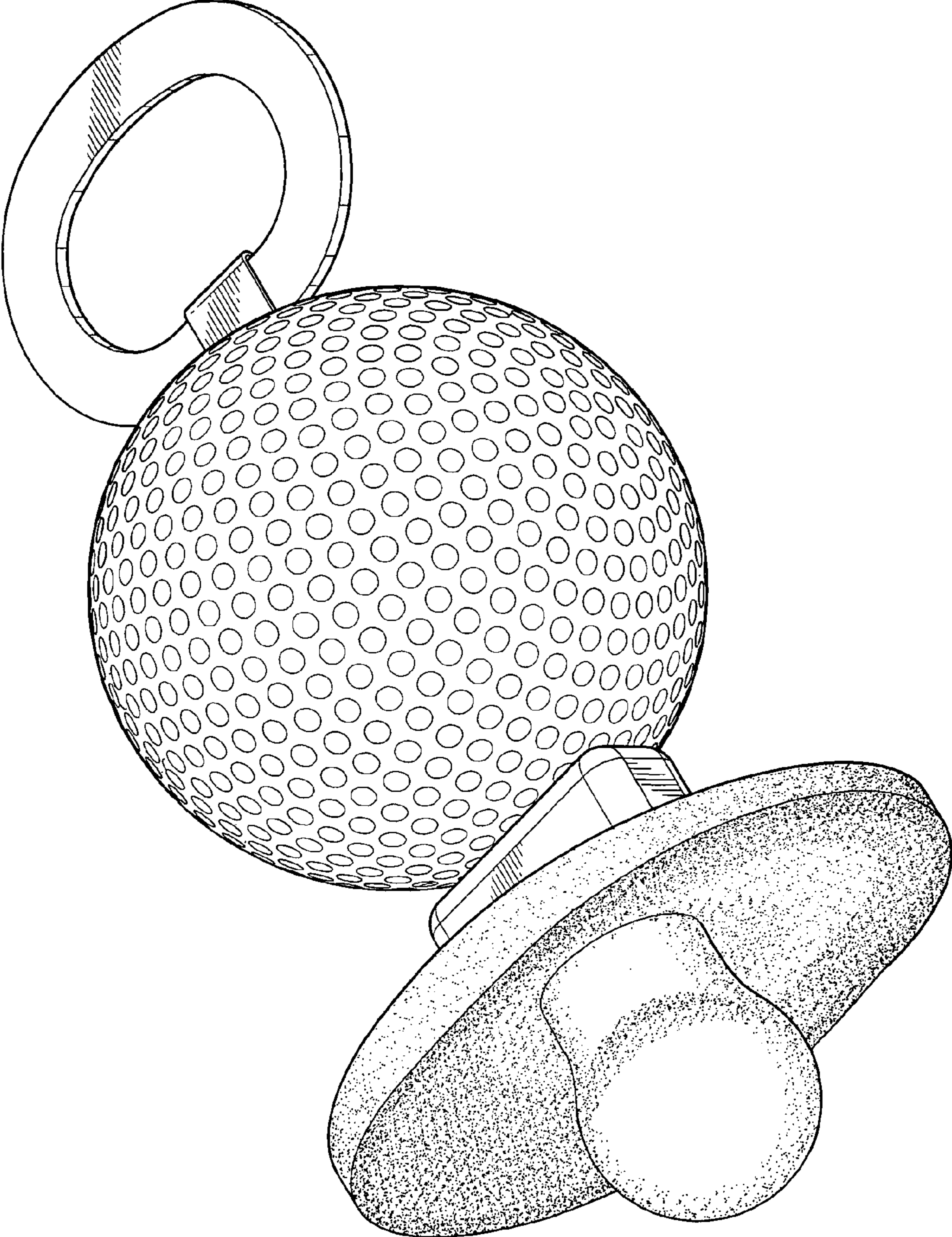


Fig. 1

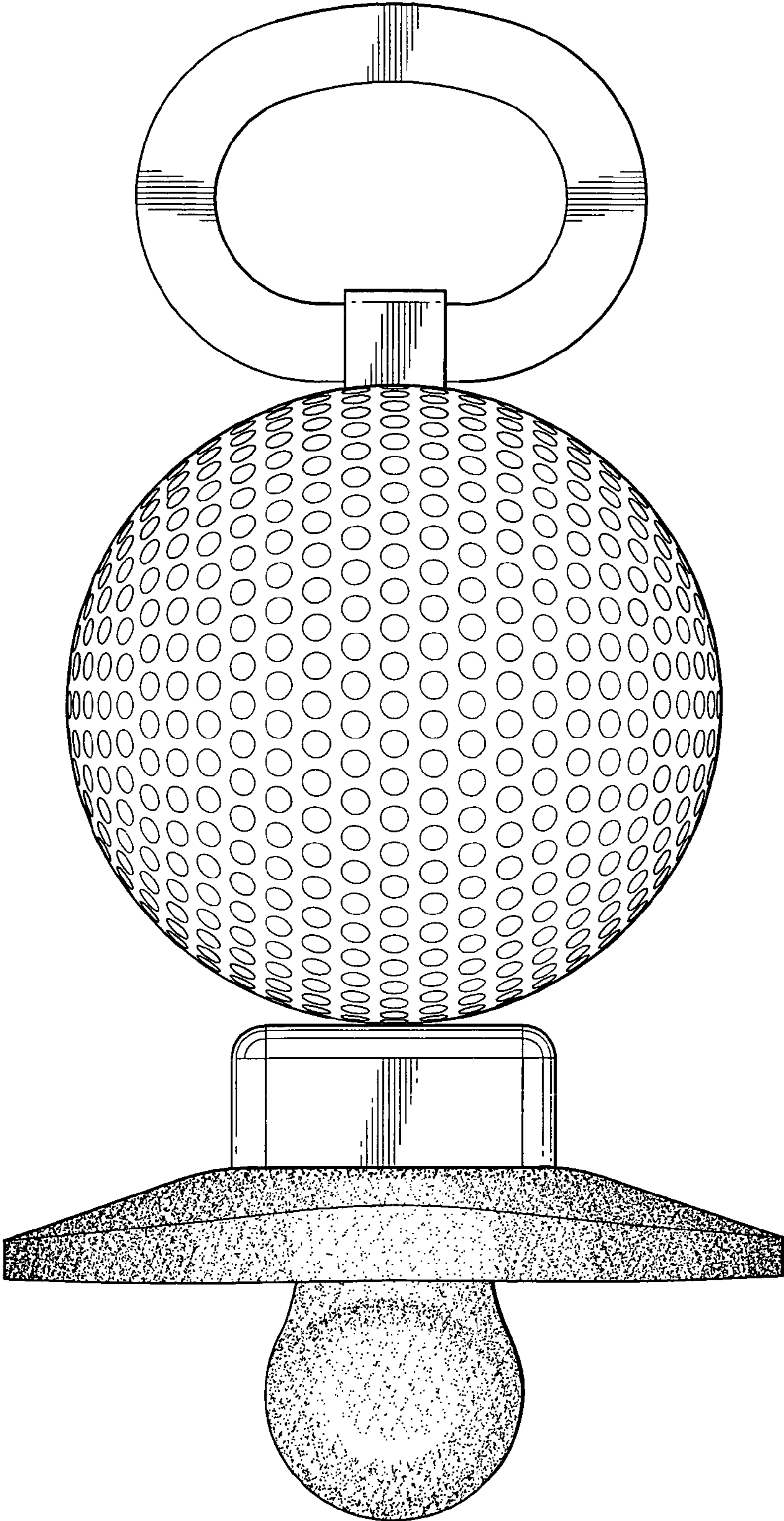


Fig. 2

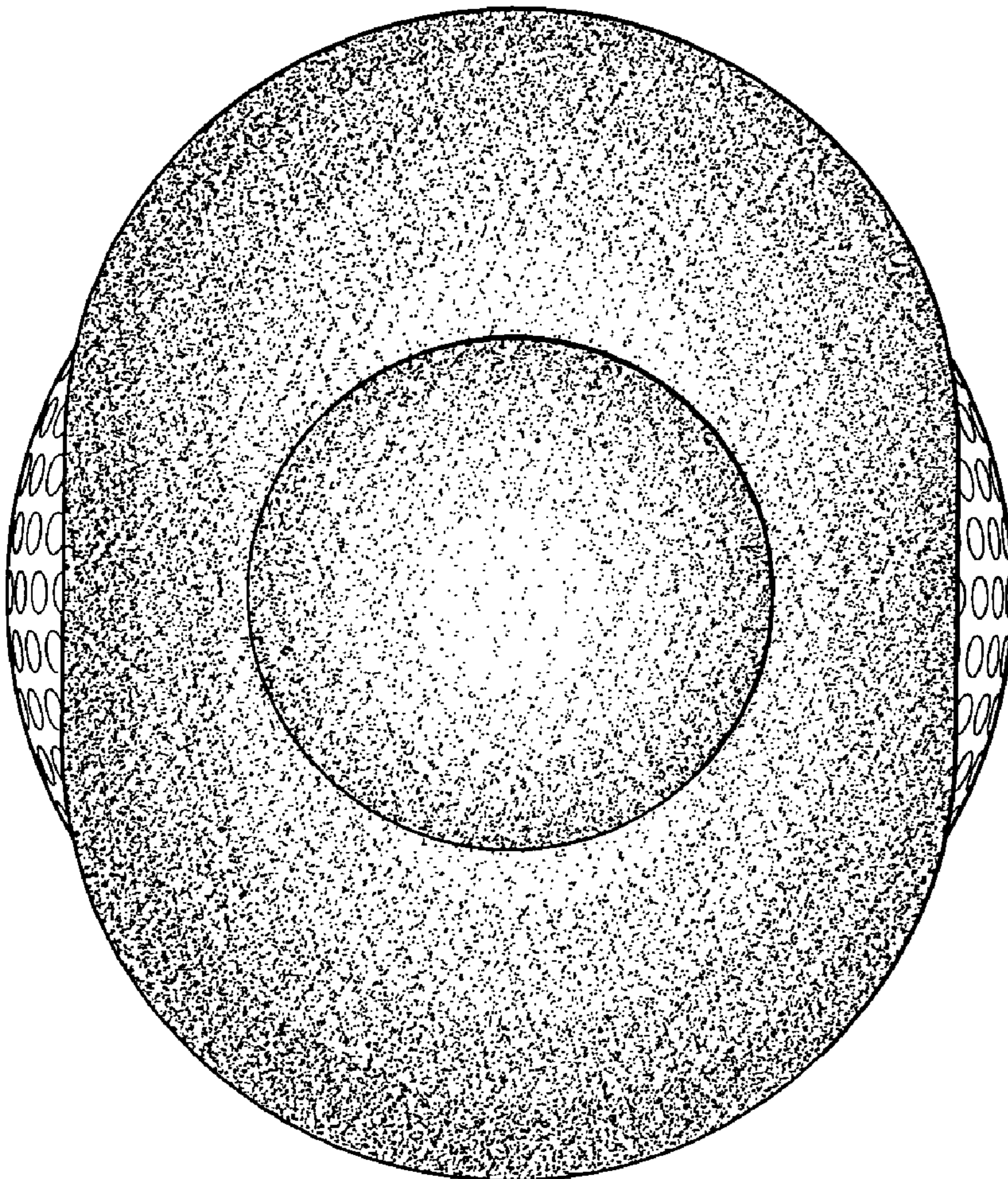


Fig. 3

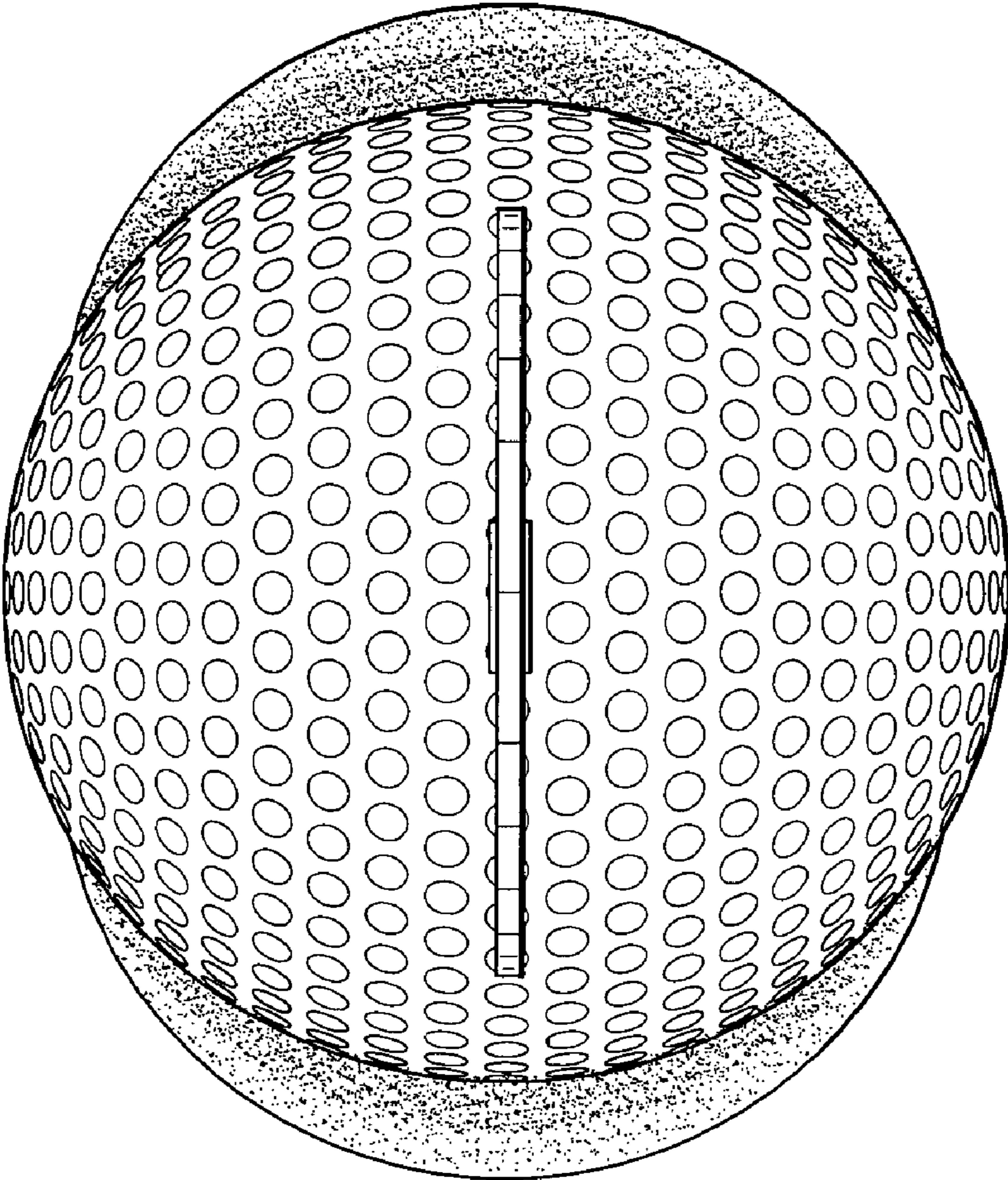


Fig. 4

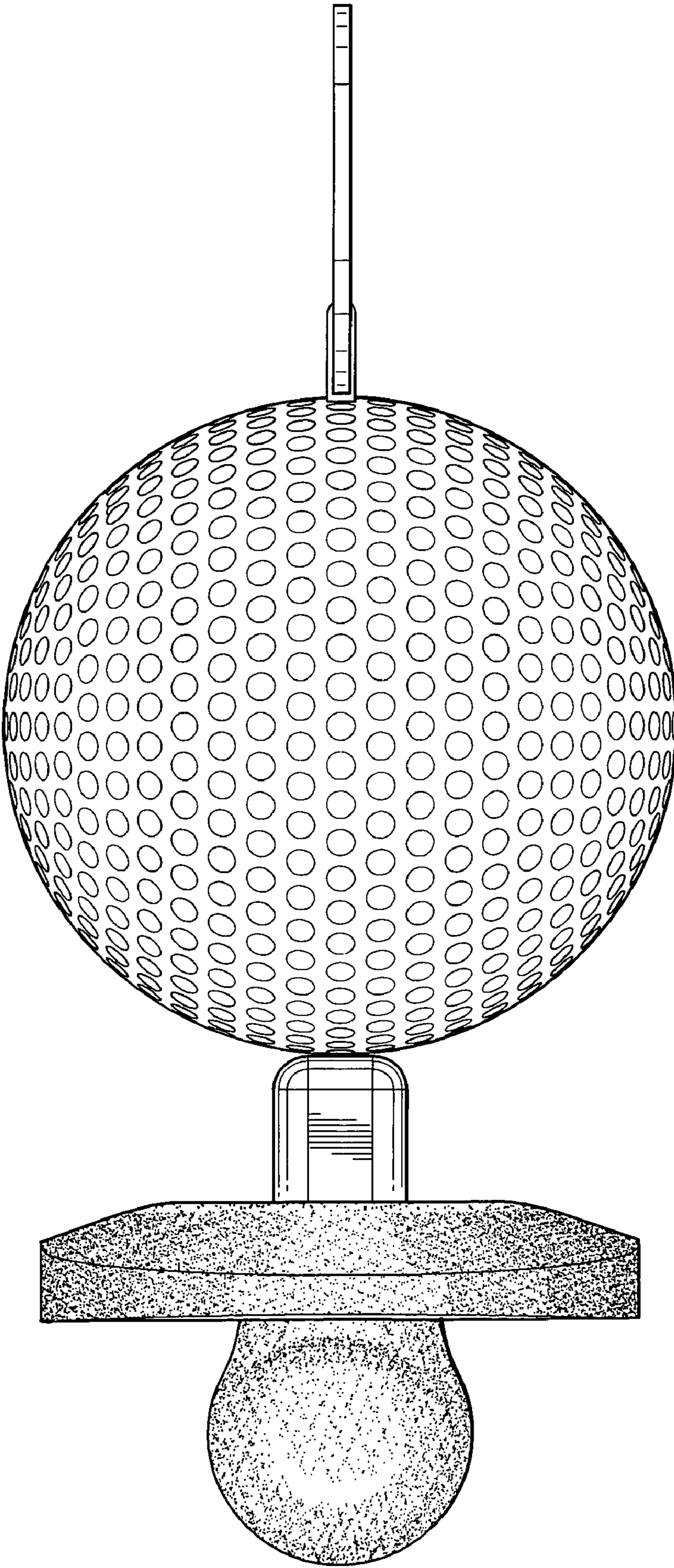


Fig. 5