



US00D596301S

(12) **United States Design Patent**
Campos et al.

(10) **Patent No.:** **US D596,301 S**
(45) **Date of Patent:** **** Jul. 14, 2009**

(54) **ORTHOPEDIC DEVICE**

FOREIGN PATENT DOCUMENTS

(75) Inventors: **Michael Campos**, Sylmar, CA (US);
Chad Leeder, Newbury Park, CA (US)

DE 90 00 405 U1 3/1990

(73) Assignee: **Ossur hf**, Reykjavik (IS)

(Continued)

(**) Term: **14 Years**

OTHER PUBLICATIONS

(21) Appl. No.: **29/300,686**

Calzature taglie forti e ortopediche Optima-Molliter. Retrieved Sep. 27, 2007 <<http://www.molliter.com/index.php?intl=eng>>.

(22) Filed: **Apr. 25, 2008**

(Continued)

(51) **LOC (9) Cl.** **24-04**

(52) **U.S. Cl.** **D24/192**

(58) **Field of Classification Search** D24/190–192,
D24/206; D29/120.1, 121.2, 122; D2/946;
602/4–8, 13, 16, 20–23, 27–29, 60, 65; 128/848,
128/859, 877–879, 881, 882, DIG. 20; 36/88,
36/110, 118.2; 2/22, 24, 910–911
See application file for complete search history.

Primary Examiner—Philip S Hyder

Assistant Examiner—Susan E Krakower

(74) *Attorney, Agent, or Firm*—Bacon & Thomas, PLLC

(57) **CLAIM**

The ornamental design for an orthopedic device, as shown and described.

(56) **References Cited**

DESCRIPTION

U.S. PATENT DOCUMENTS

2,491,280	A	12/1949	Roth	
3,772,704	A *	11/1973	Carbonneau	2/22
4,771,768	A *	9/1988	Crispin	602/16
4,834,078	A *	5/1989	Biedermann	602/27
4,962,760	A	10/1990	Jones	
D326,719	S *	6/1992	Eghamn	D24/192
5,176,623	A *	1/1993	Stetman et al.	602/27
5,250,021	A	10/1993	Chang	
D344,589	S *	2/1994	Kilbey	D24/192
5,301,370	A *	4/1994	Henson	2/22
5,370,133	A	12/1994	Darby et al.	
5,370,604	A	12/1994	Bernardoni	
5,399,149	A	3/1995	Frankowiak	
5,445,603	A	8/1995	Wilkerson	
D363,780	S *	10/1995	Darby et al.	D24/192
5,571,077	A	11/1996	Klearman et al.	
5,577,998	A *	11/1996	Johnson et al.	602/5
5,609,570	A	3/1997	Lamont	

FIG. 1 is a perspective view of an orthopedic device, showing our design.

FIG. 2 is a first side elevational view of the orthopedic device shown in FIG. 1.

FIG. 3 is a second side elevational view of the orthopedic device shown in FIG. 1.

FIG. 4 is a front elevational view of the orthopedic device shown in FIG. 1.

FIG. 5 is a rear elevational view of the orthopedic device shown in FIG. 1.

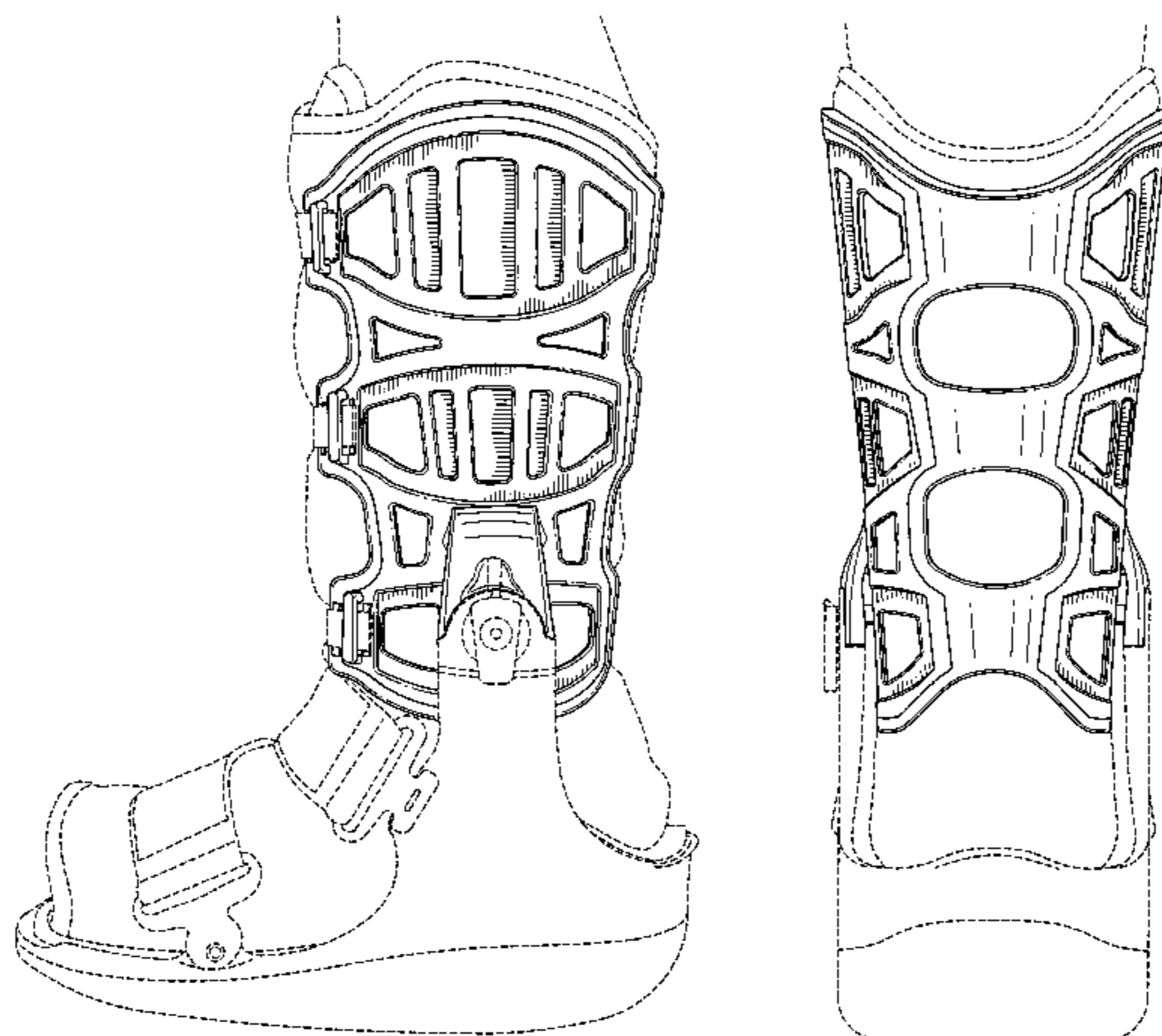
FIG. 6 is a top plan view of the orthopedic device shown in FIG. 1; and,

FIG. 7 is a bottom plan view of the orthopedic device shown in FIG. 1.

The broken lines illustrate environmental structure and form no part of the claimed design.

(Continued)

1 Claim, 7 Drawing Sheets



US D596,301 S

Page 2

U.S. PATENT DOCUMENTS

5,761,834 A 6/1998 Grim et al.
5,827,210 A * 10/1998 Antar et al. 602/23
5,833,639 A * 11/1998 Nunes et al. 602/23
5,857,987 A * 1/1999 Habermeyer 602/23
5,865,778 A 2/1999 Johnson
6,056,712 A 5/2000 Grim
6,228,044 B1 5/2001 Jensen et al.
6,361,514 B1 * 3/2002 Brown et al. 602/23
6,602,215 B1 * 8/2003 Richie, Jr. 602/27
6,610,897 B2 8/2003 Cavanagh et al.
6,682,497 B2 1/2004 Jensen et al.
6,720,470 B2 4/2004 Cavanagh et al.
D500,855 S * 1/2005 Pick et al. D24/192
6,945,946 B2 9/2005 Rooney
D519,211 S * 4/2006 Doty et al. D24/192
7,303,538 B2 * 12/2007 Grim et al. 602/23
2002/0029009 A1 3/2002 Bowman
2002/0095105 A1 7/2002 Jensen
2002/0128574 A1 9/2002 Darby

2002/0138030 A1 9/2002 Cavanagh et al.
2003/0171703 A1 * 9/2003 Grim et al. 601/152
2003/0196352 A1 10/2003 Bledsoe et al.
2003/0199798 A1 10/2003 Gilmour
2003/0212358 A1 11/2003 Cavanagh et al.
2003/0216675 A1 11/2003 Rooney
2004/0103561 A1 6/2004 Campbell et al.
2004/0111048 A1 6/2004 Jensen et al.
2004/0168354 A1 9/2004 Nguyen
2005/0172517 A1 8/2005 Bledsoe et al.
2005/0240133 A1 10/2005 Rooney

FOREIGN PATENT DOCUMENTS

EP 1 504 736 2/2005
WO WO 2008/113321 9/2008

OTHER PUBLICATIONS

I PRO 309 Orthotics and Prosthetics Education in Latin America.
Retrieved Sep. 27, 2007 <<http://www.iit.edu/~ipro309s07>>.

* cited by examiner

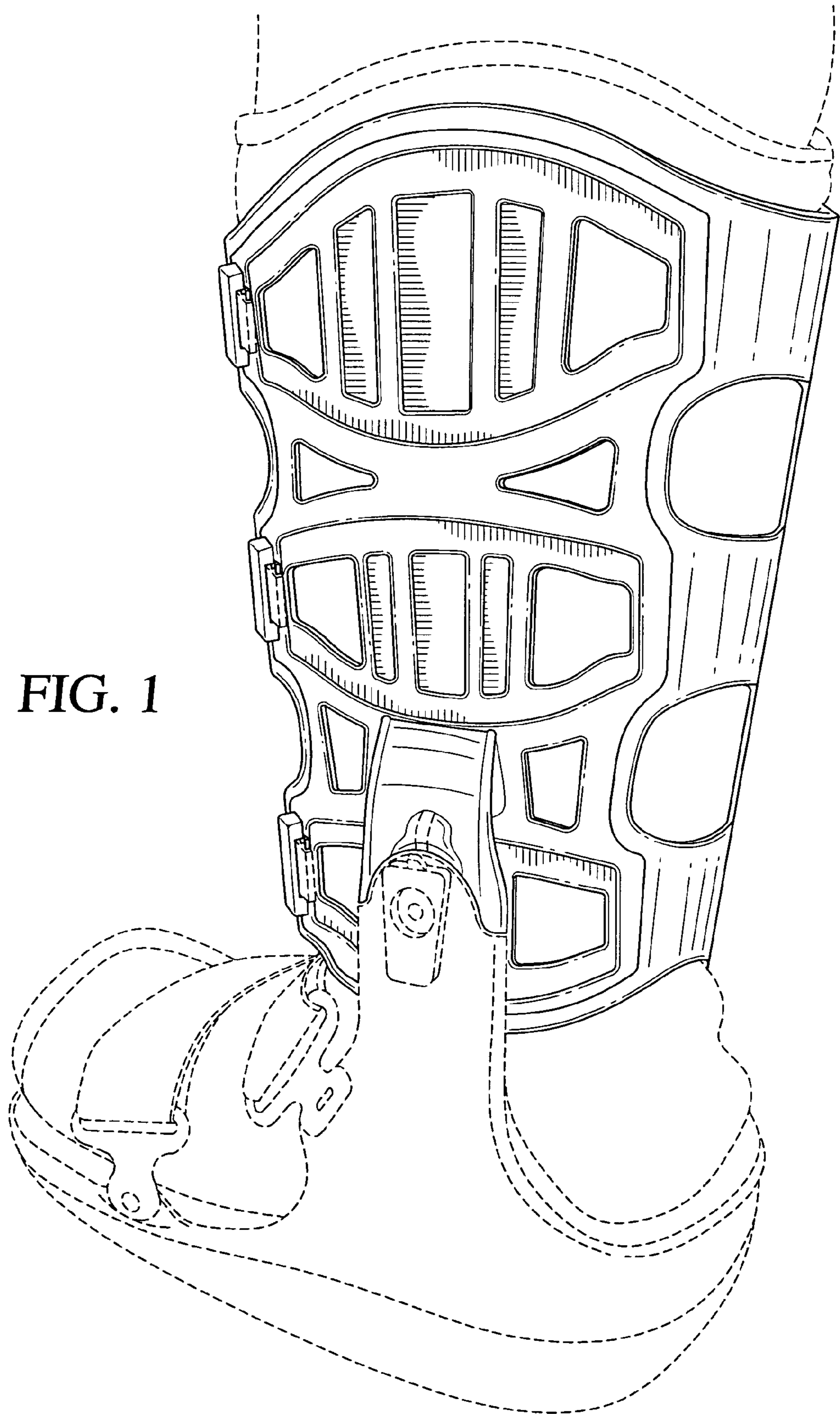
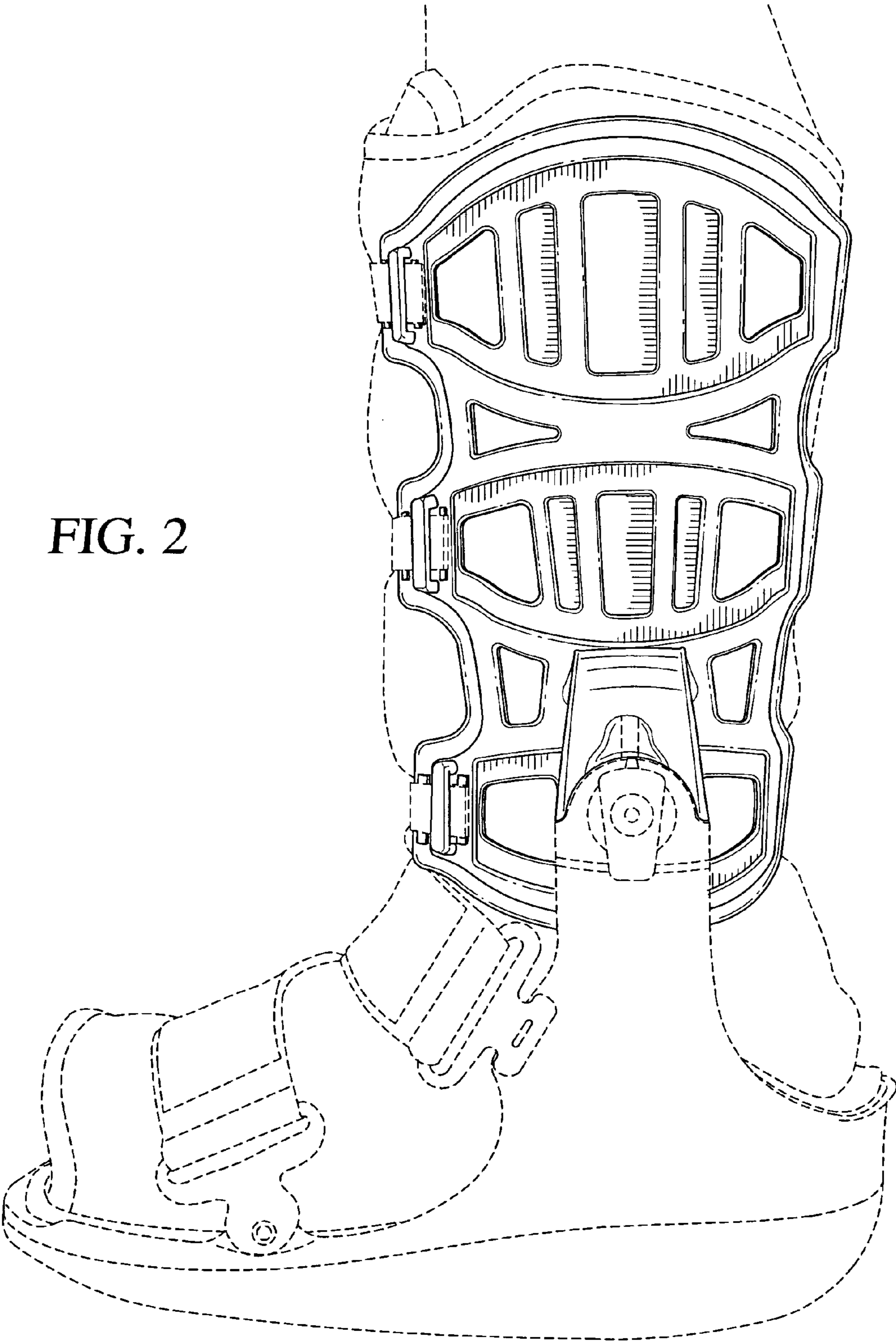


FIG. 1

FIG. 2



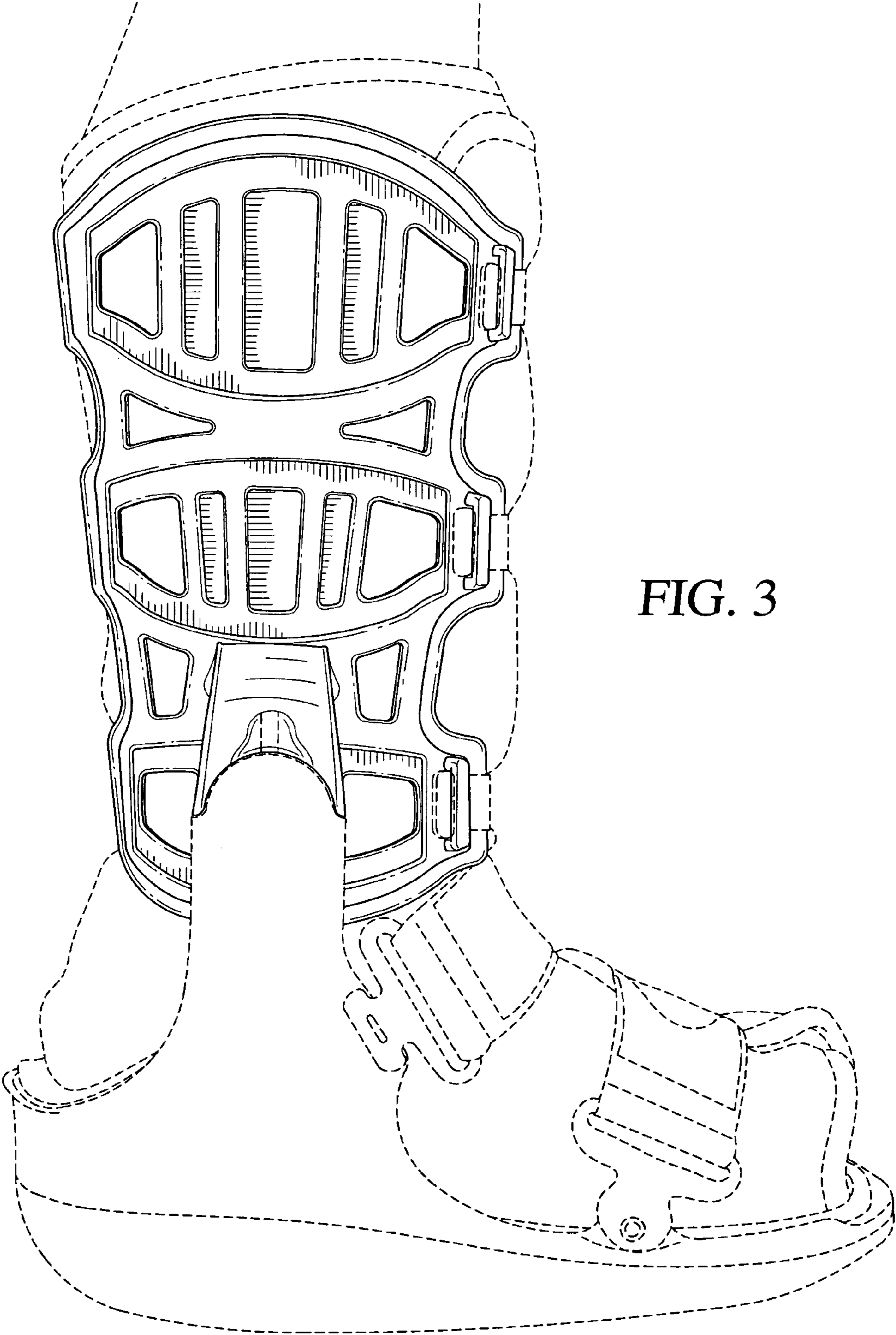


FIG. 3

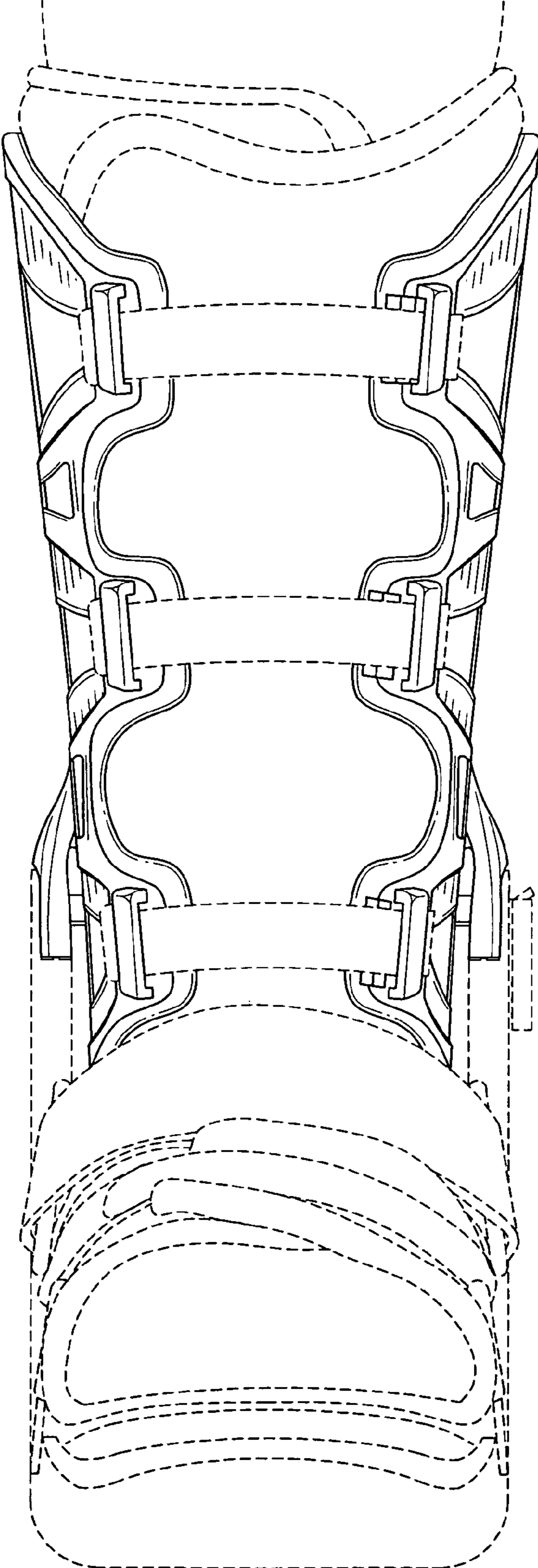


FIG. 4

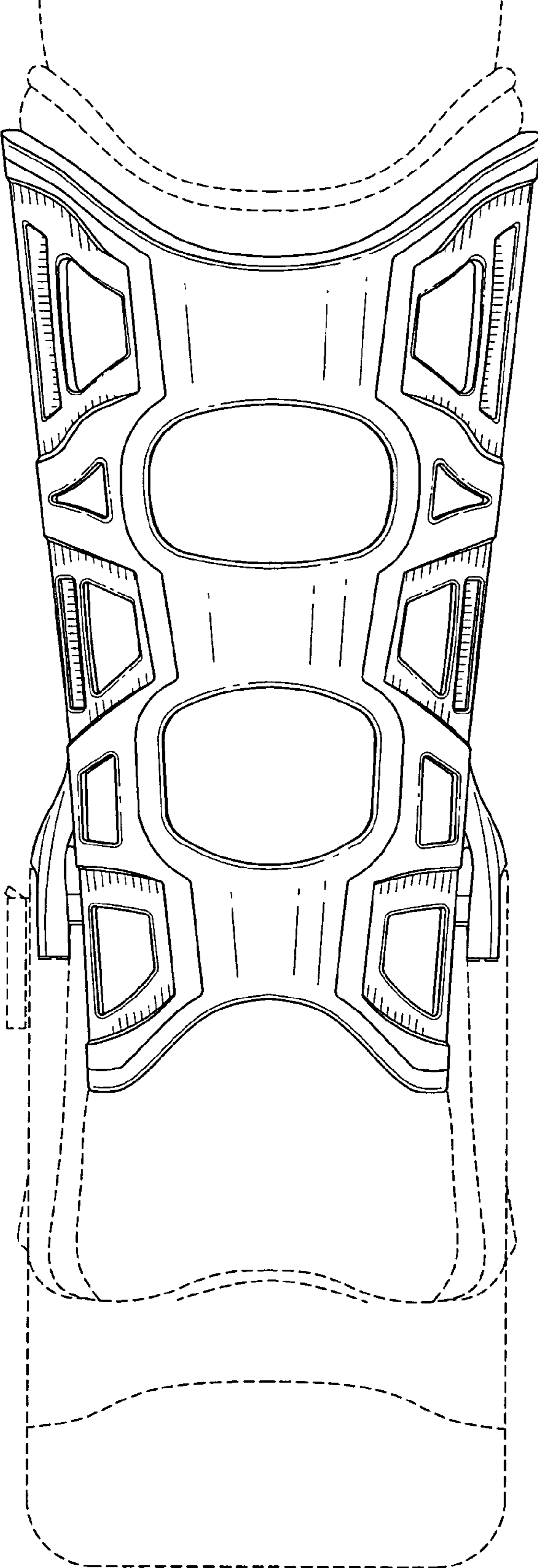


FIG. 5

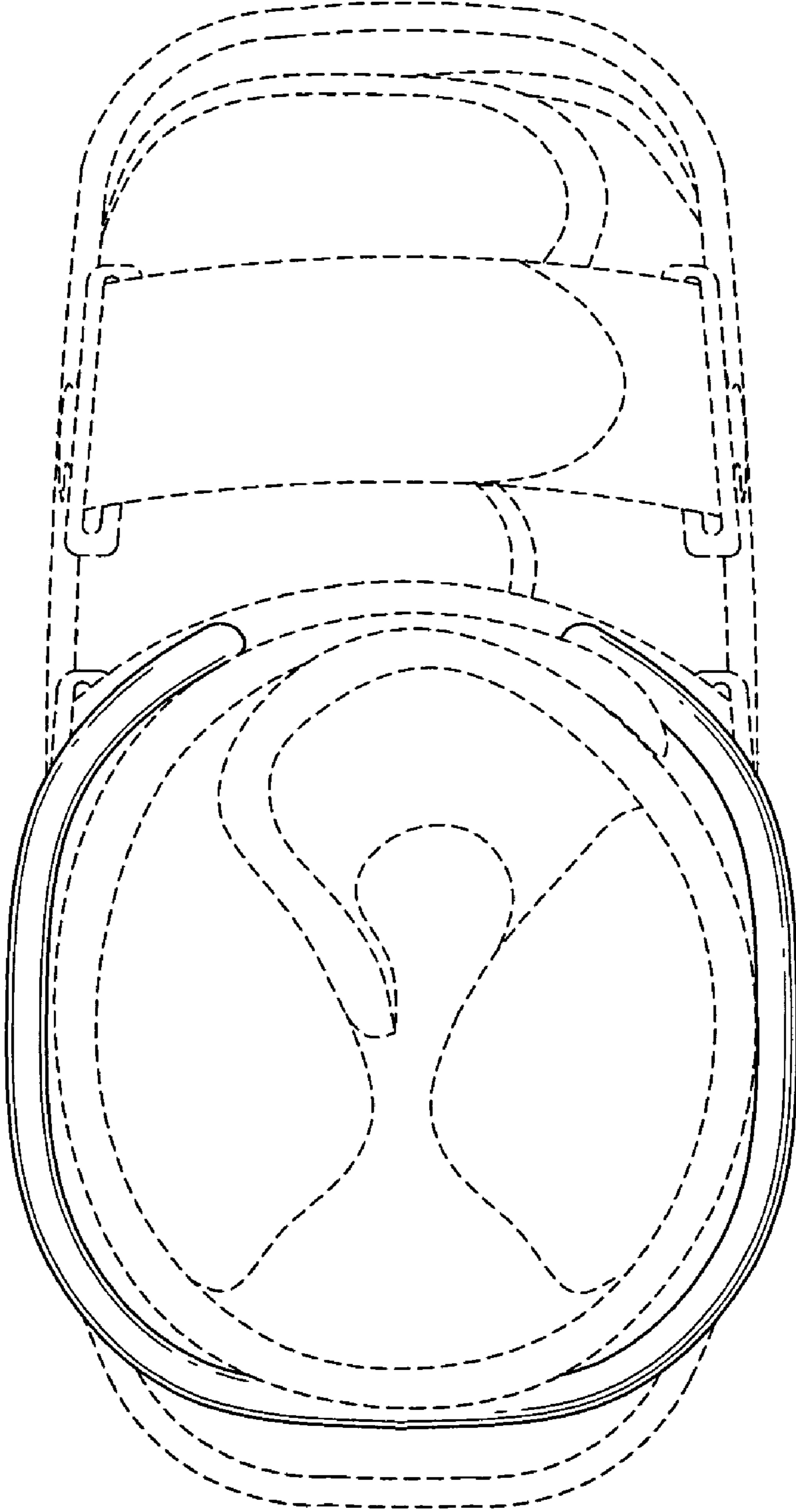


FIG. 6

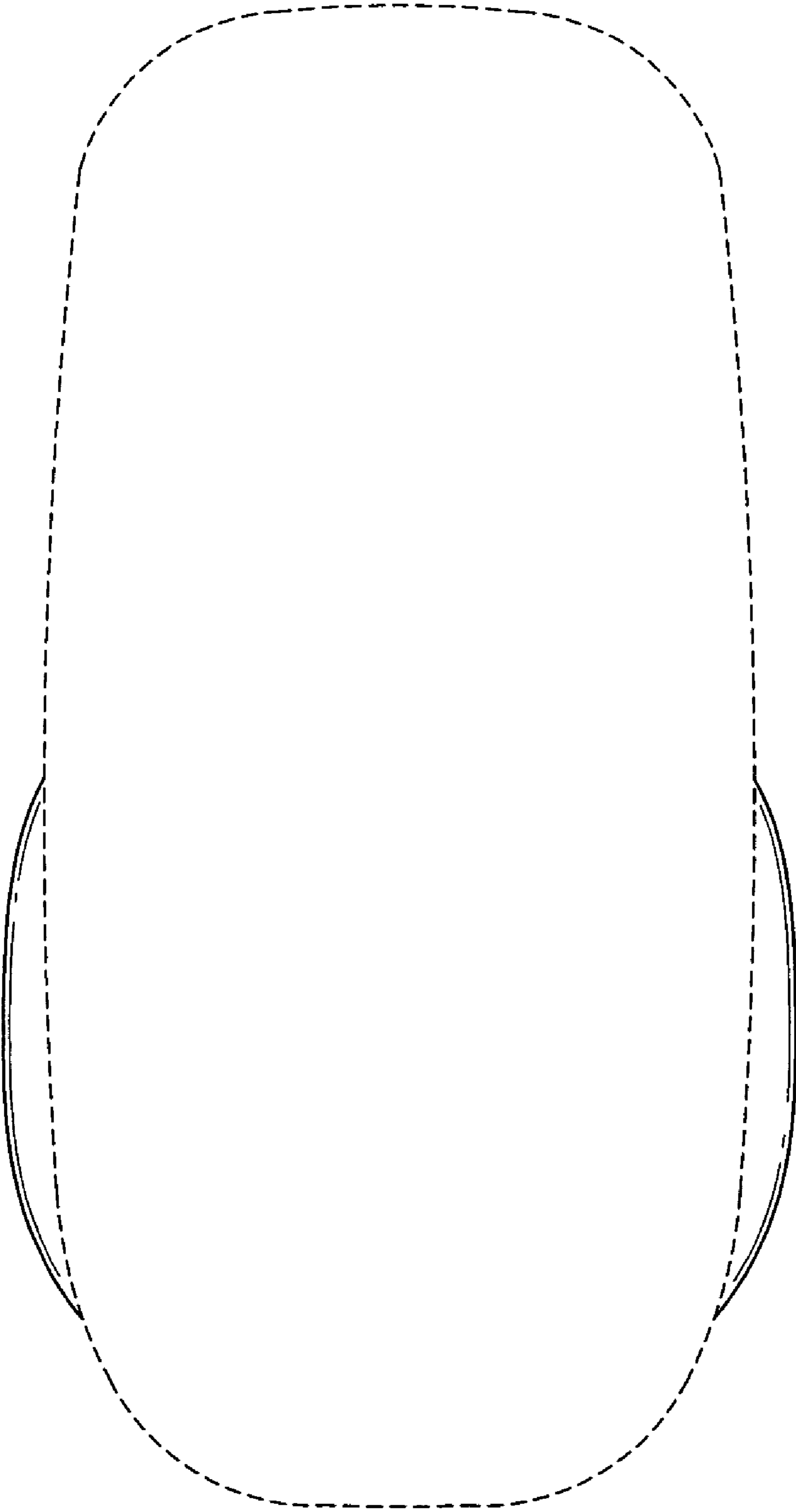


FIG. 7