



US00D596286S

(12) **United States Design Patent**  
**Post et al.**

(10) **Patent No.:** **US D596,286 S**  
(45) **Date of Patent:** **\*\* Jul. 14, 2009**

(54) **HEARING PROTECTOR**

- (75) Inventors: **Gregory D. Post**, Pittsford, NY (US);  
**Robert J. DiNardo**, Webster, NY (US)
- (73) Assignee: **SensGard, LLC**, Pittsford, NY (US)
- (\*\*) Term: **14 Years**
- (21) Appl. No.: **29/305,197**
- (22) Filed: **Mar. 14, 2008**

- (51) **LOC (9) Cl.** ..... **24-04**
  - (52) **U.S. Cl.** ..... **D24/106**
  - (58) **Field of Classification Search** ..... D24/106;  
D29/108, 112; D14/205; 128/864-867,  
128/857-585
- See application file for complete search history.

(56) **References Cited**

**U.S. PATENT DOCUMENTS**

D292,530	S	*	10/1987	Andersson	.....	D24/106
D381,336	S	*	7/1997	Bungardt et al.	.....	D14/205
5,749,373	A	*	5/1998	Dix	.....	128/864
5,824,967	A		10/1998	Zwislocki		
5,829,062	A	*	11/1998	Magidson	.....	2/209
D403,062	S	*	12/1998	Dix	.....	D24/106
D422,693	S	*	4/2000	Packard et al.	.....	D24/106
6,123,168	A	*	9/2000	Berg et al.	.....	181/129
D484,485	S	*	12/2003	Matsuoka	.....	D14/205
D585,050	S	*	1/2009	Gondo	.....	D14/205
2003/0059071	A1	*	3/2003	Dunham	.....	381/309

**OTHER PUBLICATIONS**

Brochure for SensGard ZEM Hearing Protection Device NRR26 DB by SensGard, pp. 1-2, contents published on or before Mar. 13, 2007.

\* cited by examiner

*Primary Examiner*—Ian Simmons

*Assistant Examiner*—Wan Laymon

(74) *Attorney, Agent, or Firm*—Stephen B. Salai, Esq.;  
Michael J. Didas, Esq.; Harter Secrest & Emery LLP

(57) **CLAIM**

The ornamental design for the hearing protector, as shown and described.

**DESCRIPTION**

FIG. 1 is a perspective view of the hearing protector according to the present invention;

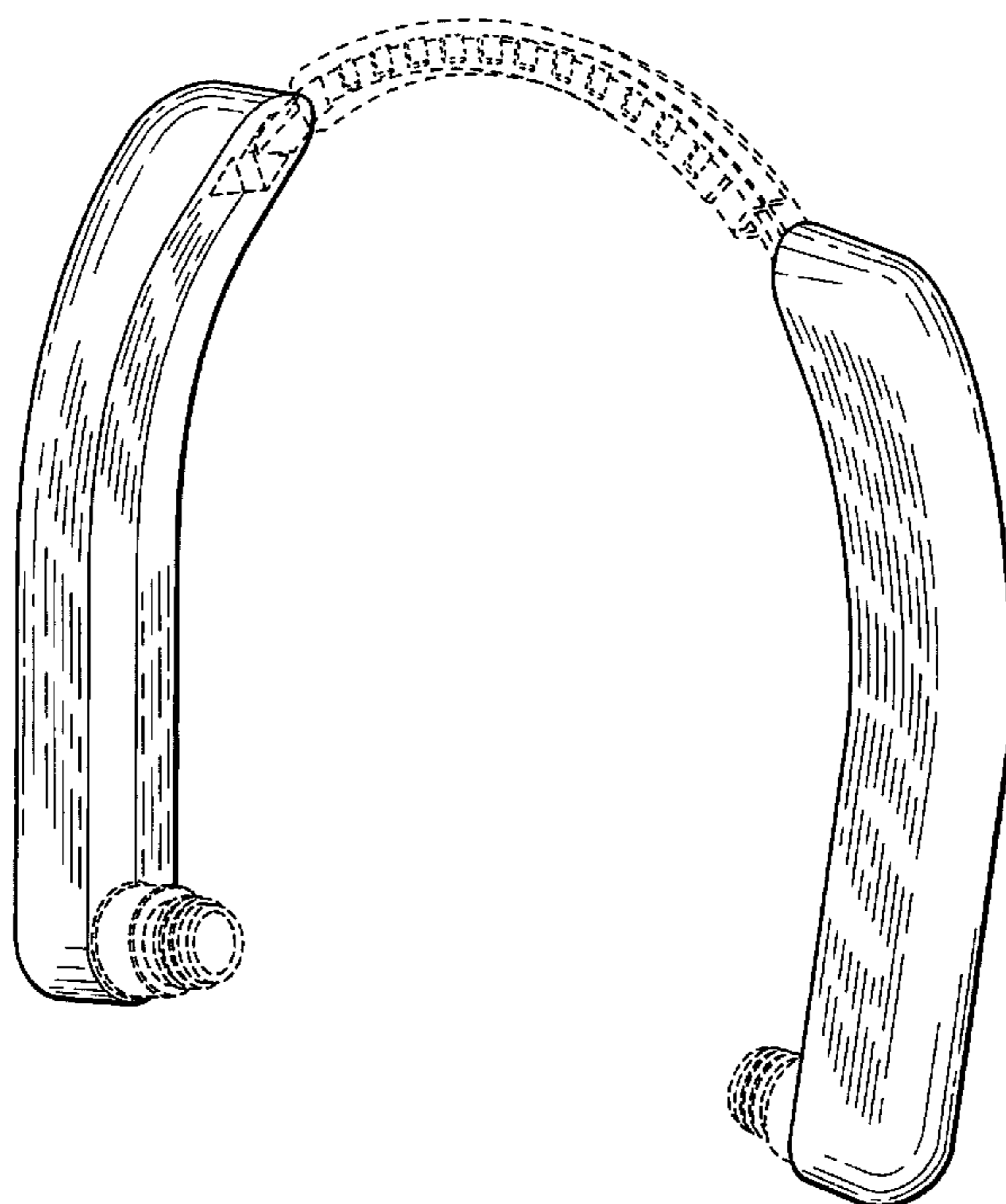
FIG. 2 is a front elevational view of the hearing protector of FIG. 1, wherein the opposite, rear elevational view is a mirror image thereof;

FIG. 3 is a top plan view of the hearing protector of FIG. 1; FIG. 4 is a bottom plan view of the hearing protector of FIG. 1; and,

FIG. 5 is a side elevational view of the hearing protector of FIG. 1, wherein the opposite side elevational view is a mirror image thereof.

The portions of the hearing protector shown in broken lines form no part of the claimed design.

**1 Claim, 4 Drawing Sheets**



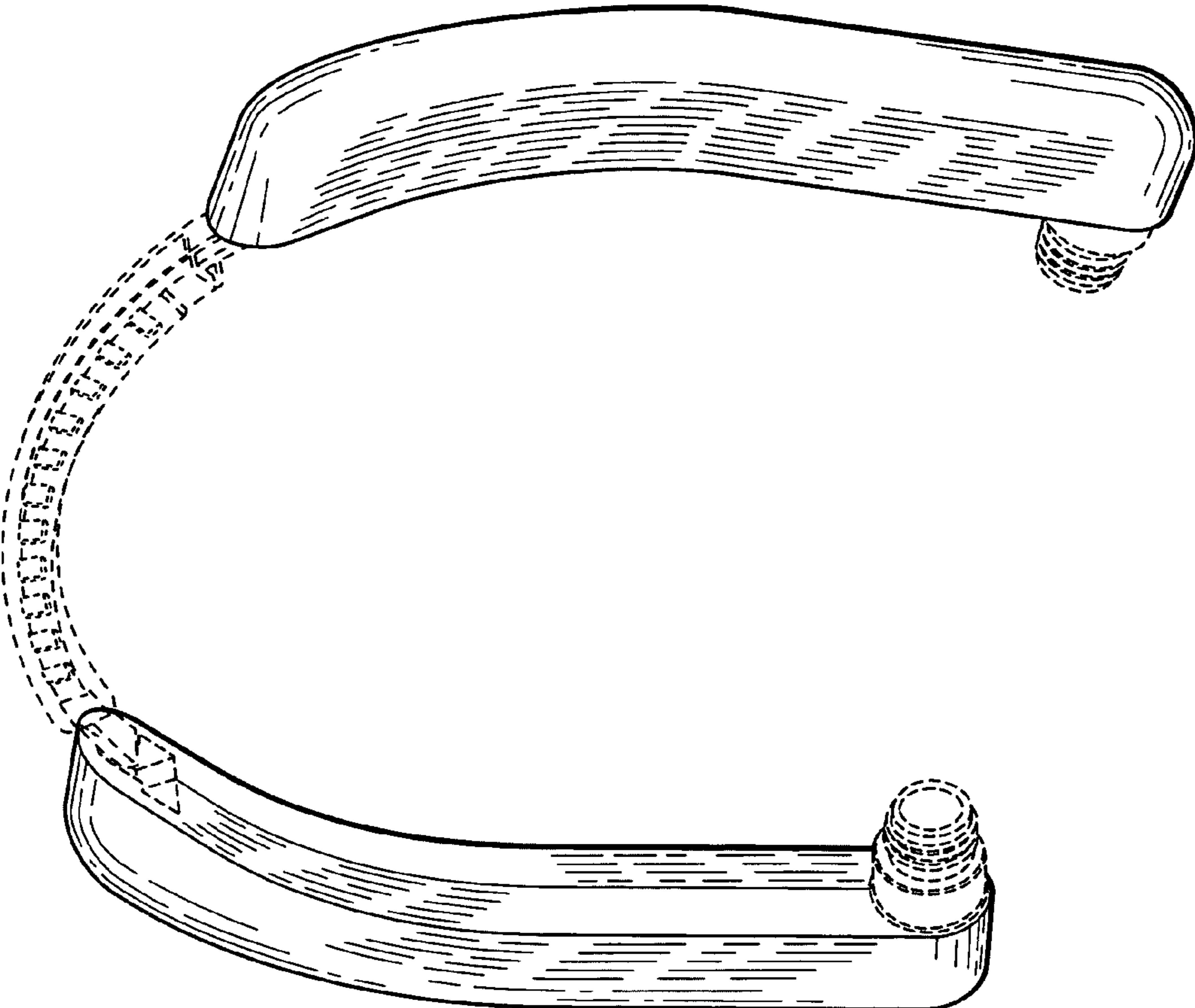


FIG. 1

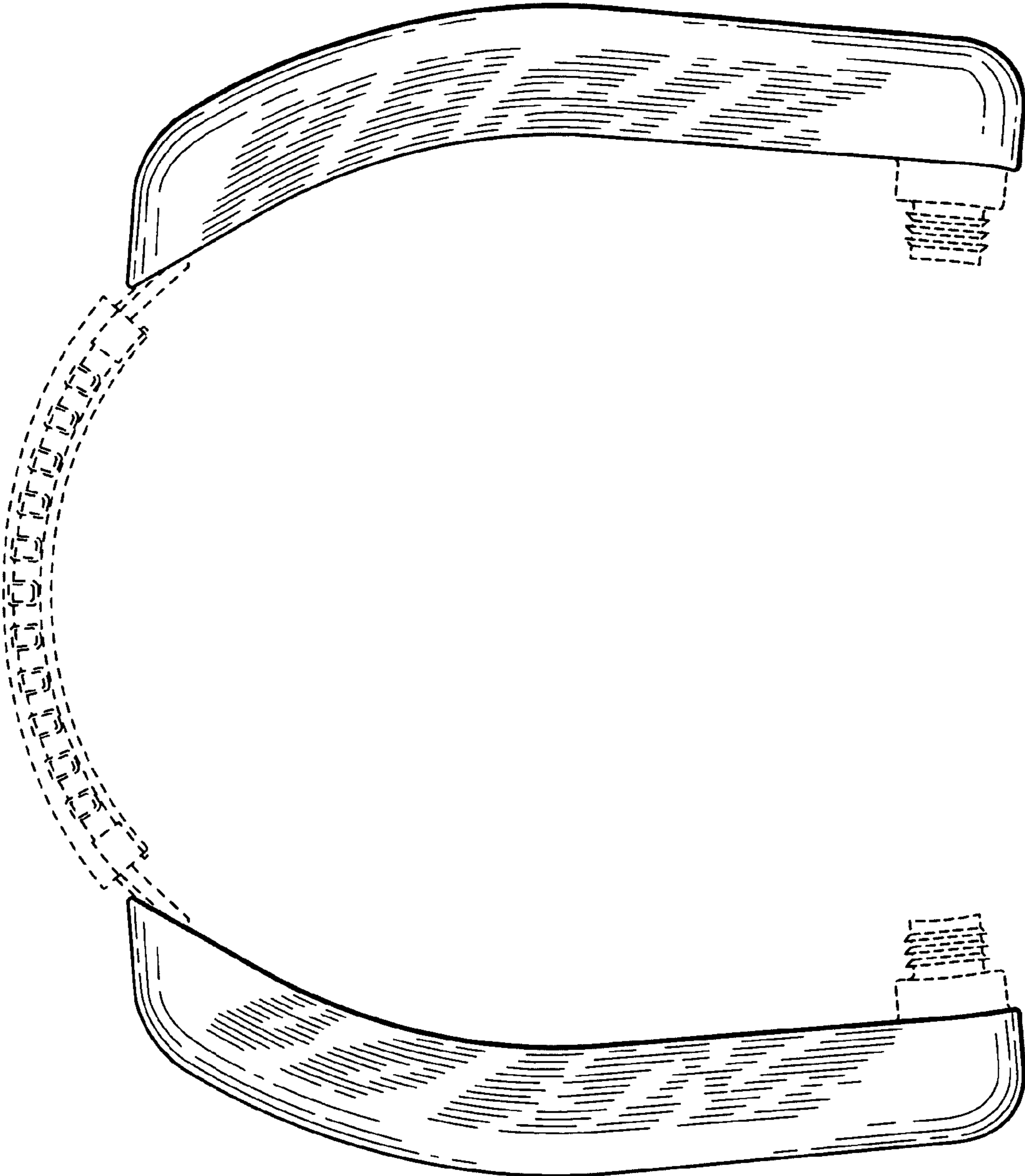


FIG. 2




FIG. 3




FIG. 4



FIG. 5