

US00D596274S

(12) **United States Design Patent**
Ishiyama et al.

(10) **Patent No.:** **US D596,274 S**

(45) **Date of Patent:** **** Jul. 14, 2009**

(54) **BATHTUB**

D525,688 S * 7/2006 Licini D23/280.1
D572,803 S * 7/2008 Clarke D23/277

(75) Inventors: **Daigo Ishiyama**, Edison, NJ (US); **Gary Uhl**, Fair Haven, NJ (US)

* cited by examiner

(73) Assignee: **AS IP Holdco, LLC**, Boston, MA (US)

Primary Examiner—Robert A Delehanty
(74) *Attorney, Agent, or Firm*—Paul A. Levy; Matthew K. Ryan; Frommer Lawrence and Haug LLP

(**) Term: **14 Years**

(21) Appl. No.: **29/278,878**

(57) **CLAIM**

(22) Filed: **May 13, 2008**

The ornamental design for a bathtub, as shown and described.

(51) **LOC (9) Cl.** **23-02**

(52) **U.S. Cl.** **D23/277**

(58) **Field of Classification Search** D23/293,
D23/275–280.1, 303, 304–306; D24/204;
4/663, 538–539, 541.1, 546, 586, 574.1
See application file for complete search history.

DESCRIPTION

FIG. 1 is a top plan view of the bathtub showing our new design;

FIG. 2 is a bottom plan view thereof;

FIG. 3 is a front elevation view thereof;

FIG. 4 is a back elevation view thereof;

FIG. 5 is a right elevation view thereof; and,

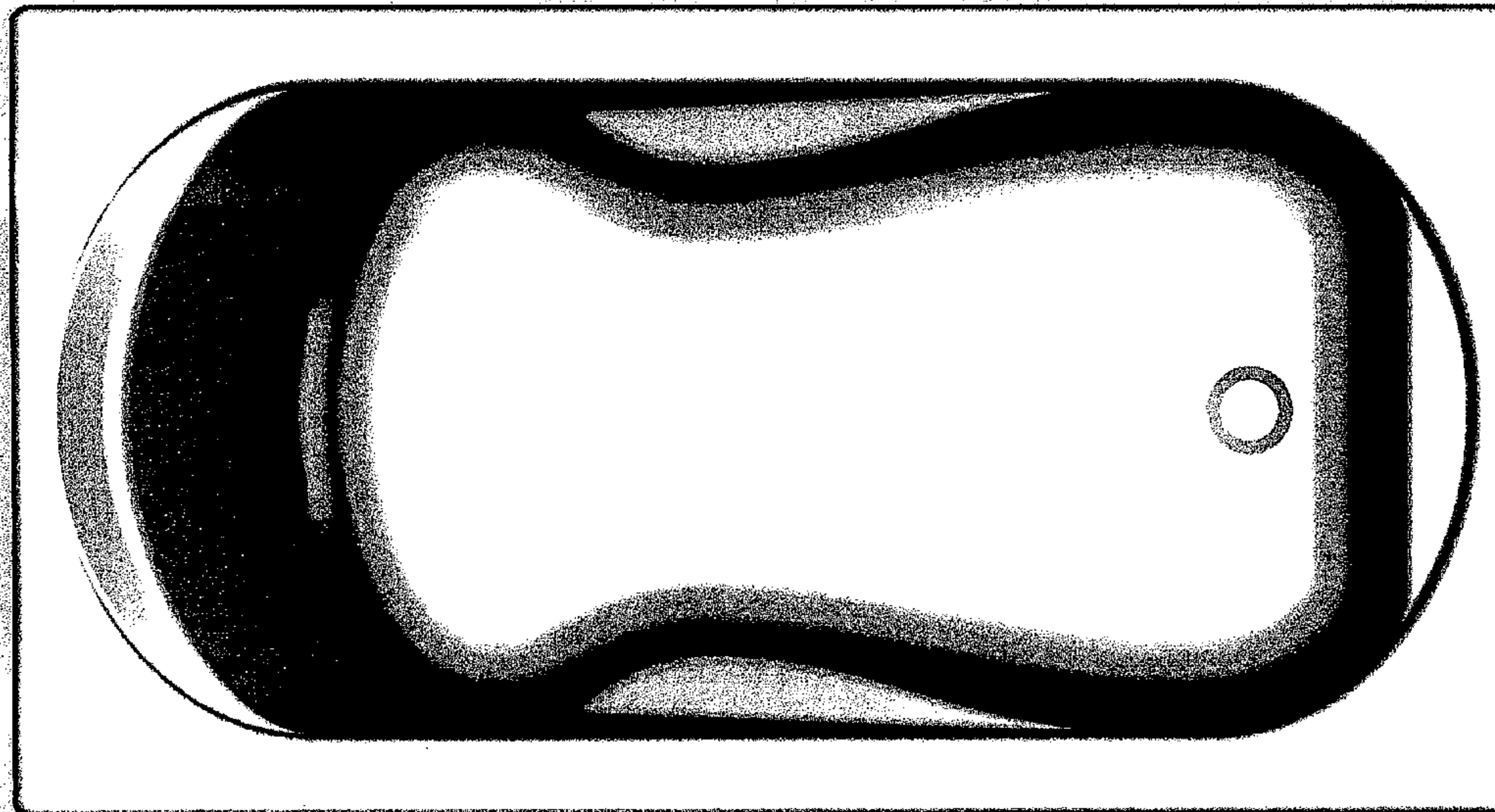
FIG. 6 is a top-front perspective view thereof.

(56) **References Cited**

U.S. PATENT DOCUMENTS

D373,817 S * 9/1996 Andronico D23/277
D399,305 S * 10/1998 Smith et al. D23/277

1 Claim, 6 Drawing Sheets



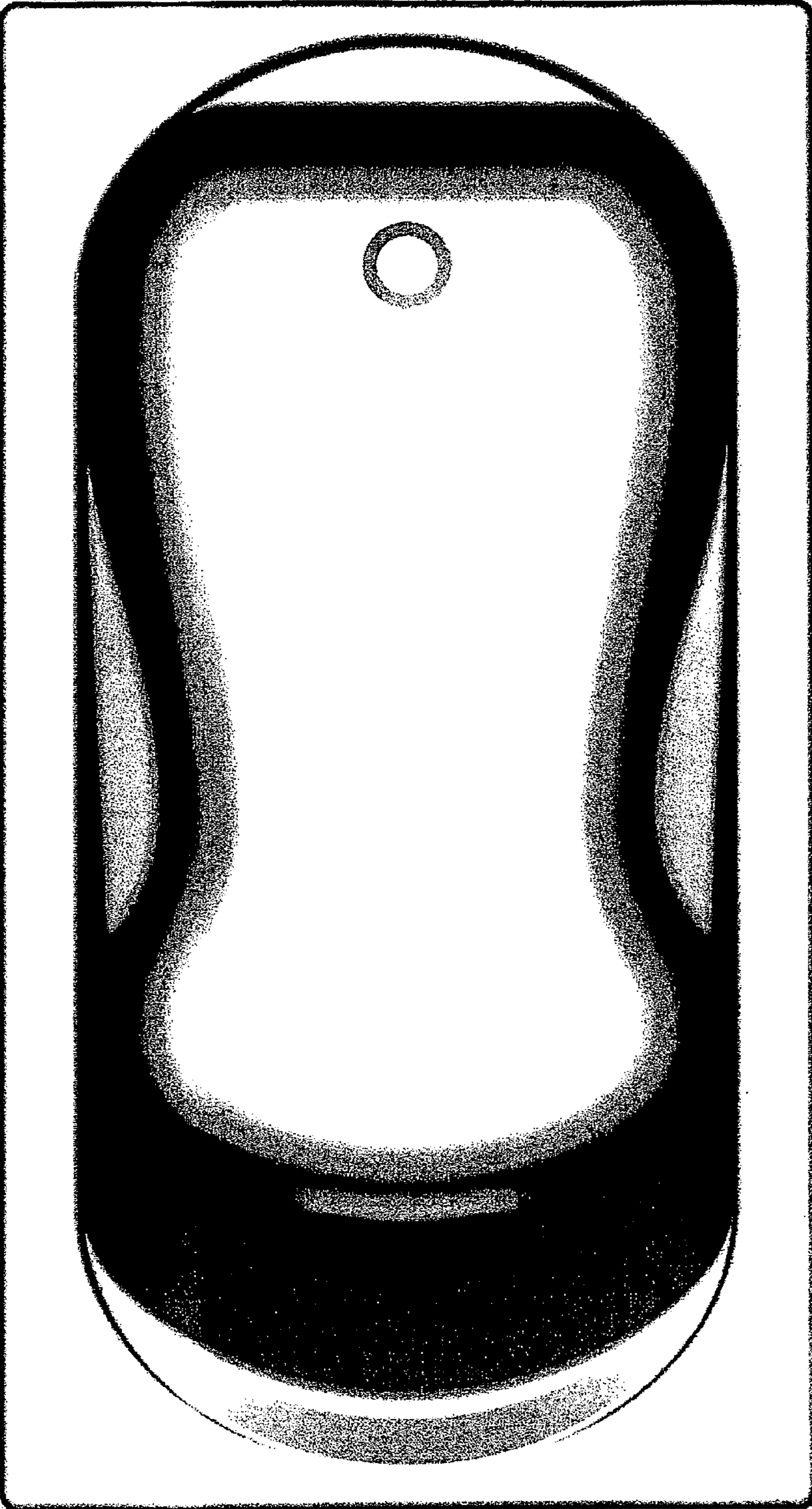


FIG. 1

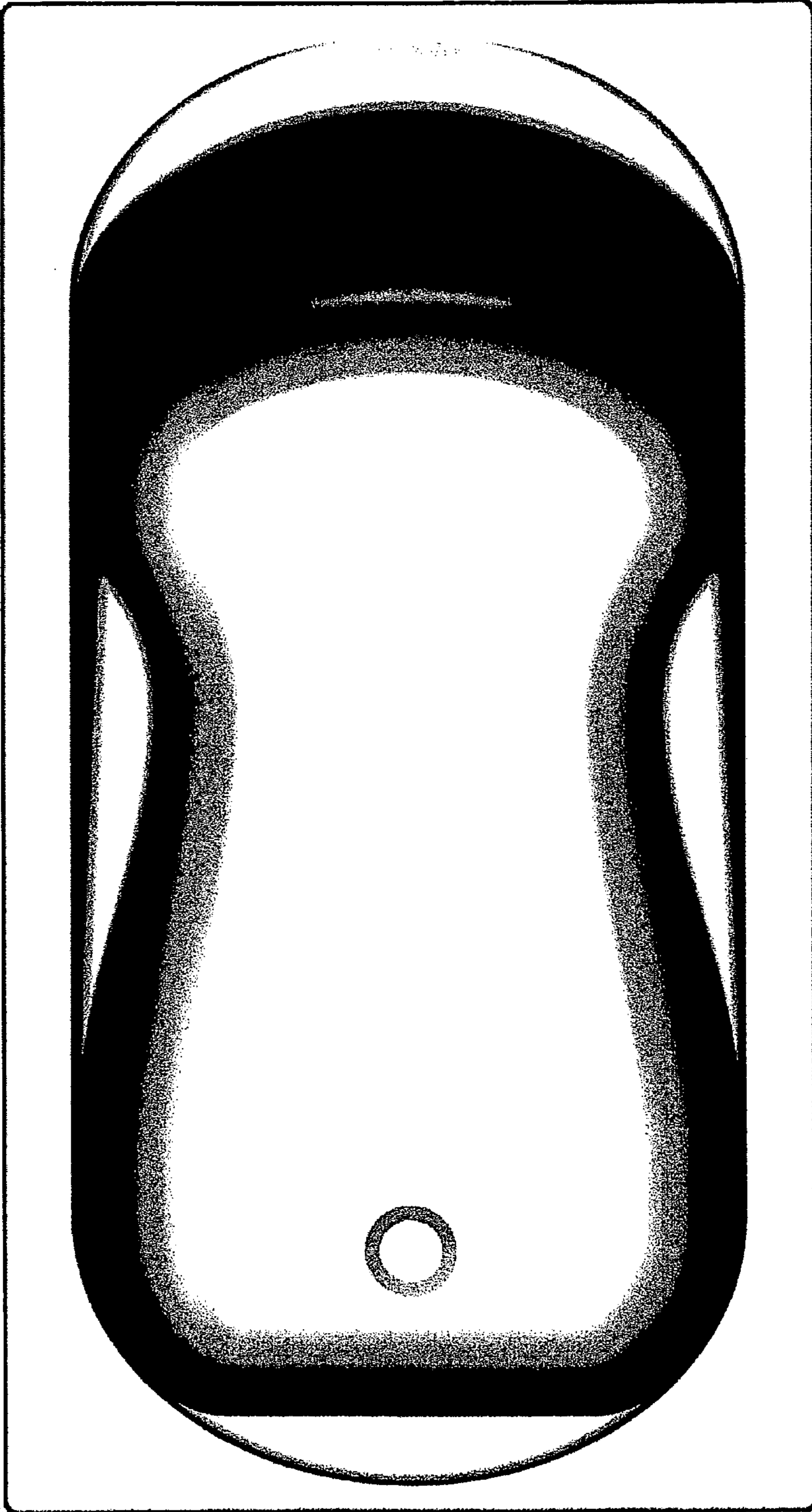


FIG. 2




FIG. 3

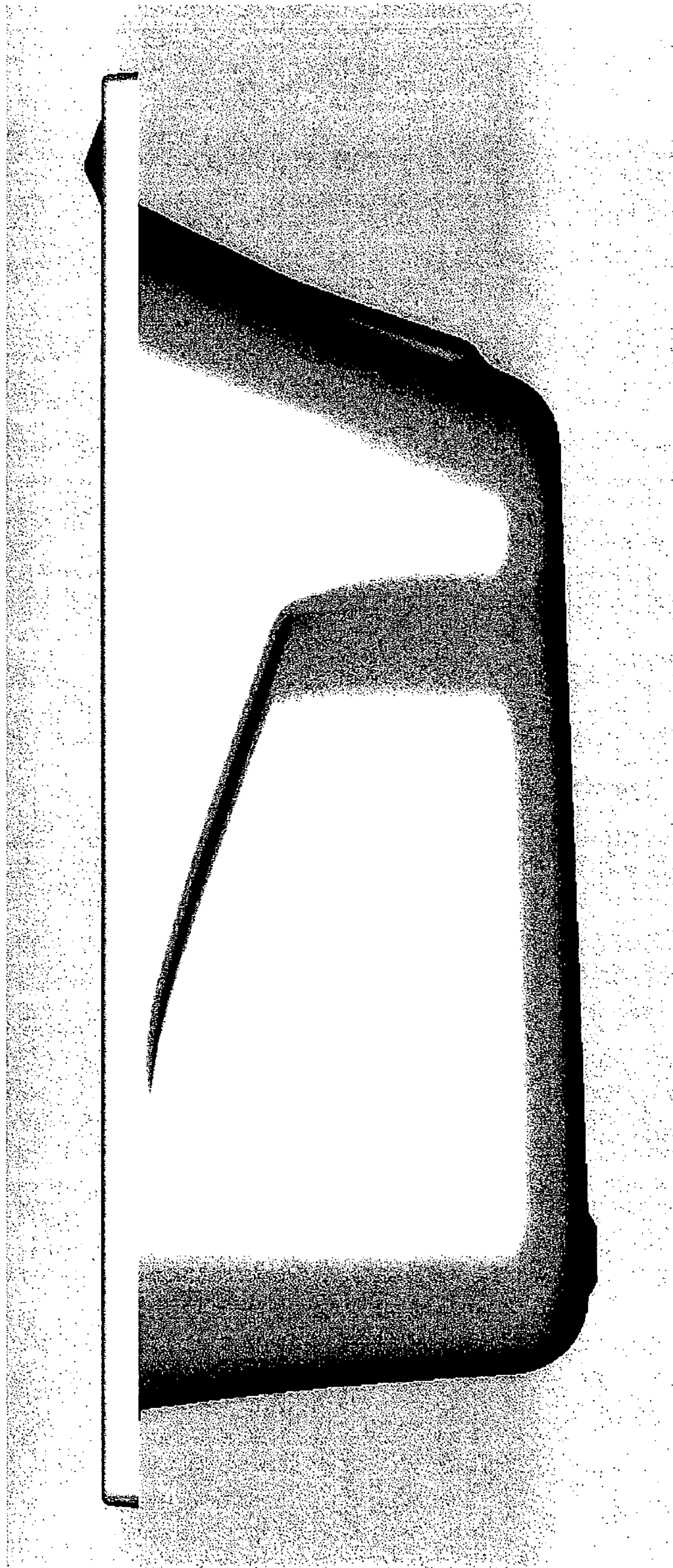


FIG. 4




FIG. 5




FIG. 6