



US00D596262S

(12) **United States Design Patent**
Cirjak et al.

(10) **Patent No.:** **US D596,262 S**
(45) **Date of Patent:** **** Jul. 14, 2009**

(54) **AMUSEMENT FLOAT**

D535,717 S * 1/2007 Peterson D21/809
D580,005 S * 11/2008 Peterson D21/809
D587,507 S * 3/2009 Martin D6/604

(75) Inventors: **Robert Cirjak**, Bocholt (DE); **Romann Rademacher**, Bocholt (DE)

* cited by examiner

(73) Assignee: **Wibit Sports GmbH**, Bocholt (DE)

Primary Examiner—Janice I Seeger
Assistant Examiner—Zenia I Bennett

(**) Term: **14 Years**

(74) *Attorney, Agent, or Firm*—David S. Safran; Roberts Mlotkowski Safran & Cole, P.C.

(21) Appl. No.: **29/327,989**

(22) Filed: **Nov. 17, 2008**

(57) **CLAIM**

(51) **LOC (9) Cl.** **21-02**

The ornamental design for an amusement float, as shown and described.

(52) **U.S. Cl.** **D21/803**

(58) **Field of Classification Search** D21/769–770,
D21/801, 803, 809; 114/253, 345–346; 441/35,
441/66, 40–42, 129–132; 472/128–129;
D12/5, 6, 316

DESCRIPTION

See application file for complete search history.

FIG. 1 is a front right perspective view showing our new design;

(56) **References Cited**

FIG. 2 is a side view of our design, the opposite side being the same;

U.S. PATENT DOCUMENTS


FIG. 3 is a front view of our design, the rear view being the same;

D375,989 S * 11/1996 Jacobs D21/809
D377,821 S * 2/1997 Kuan D21/809
D417,481 S * 12/1999 Schwartz et al. D21/836
D451,568 S * 12/2001 Gordon D21/802
D474,061 S * 5/2003 Cook et al. D6/604

FIG. 4 is a top view of our design; and,

FIG. 5 is a bottom view of our design.

1 Claim, 4 Drawing Sheets






FIG. 1

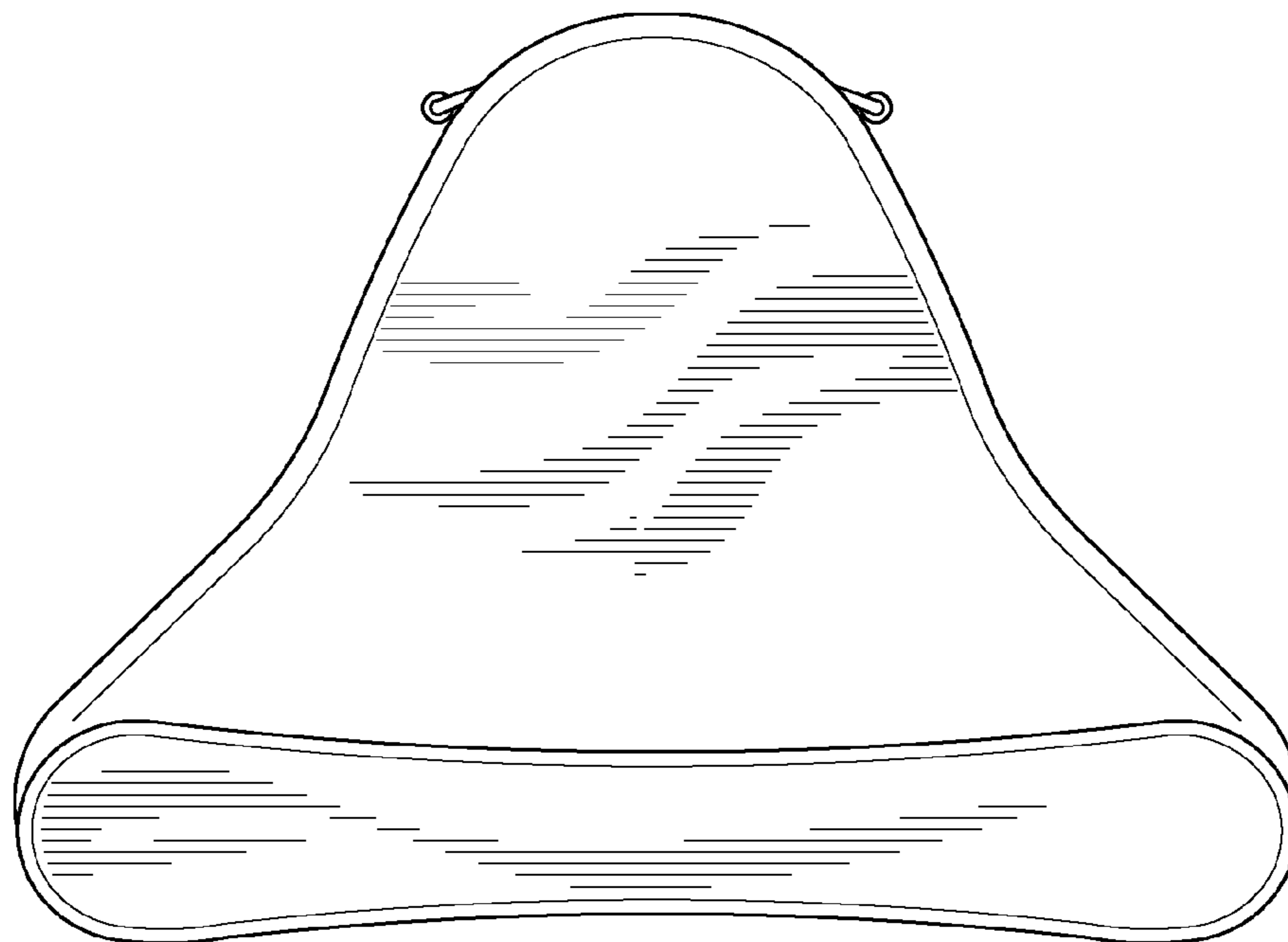


FIG. 2

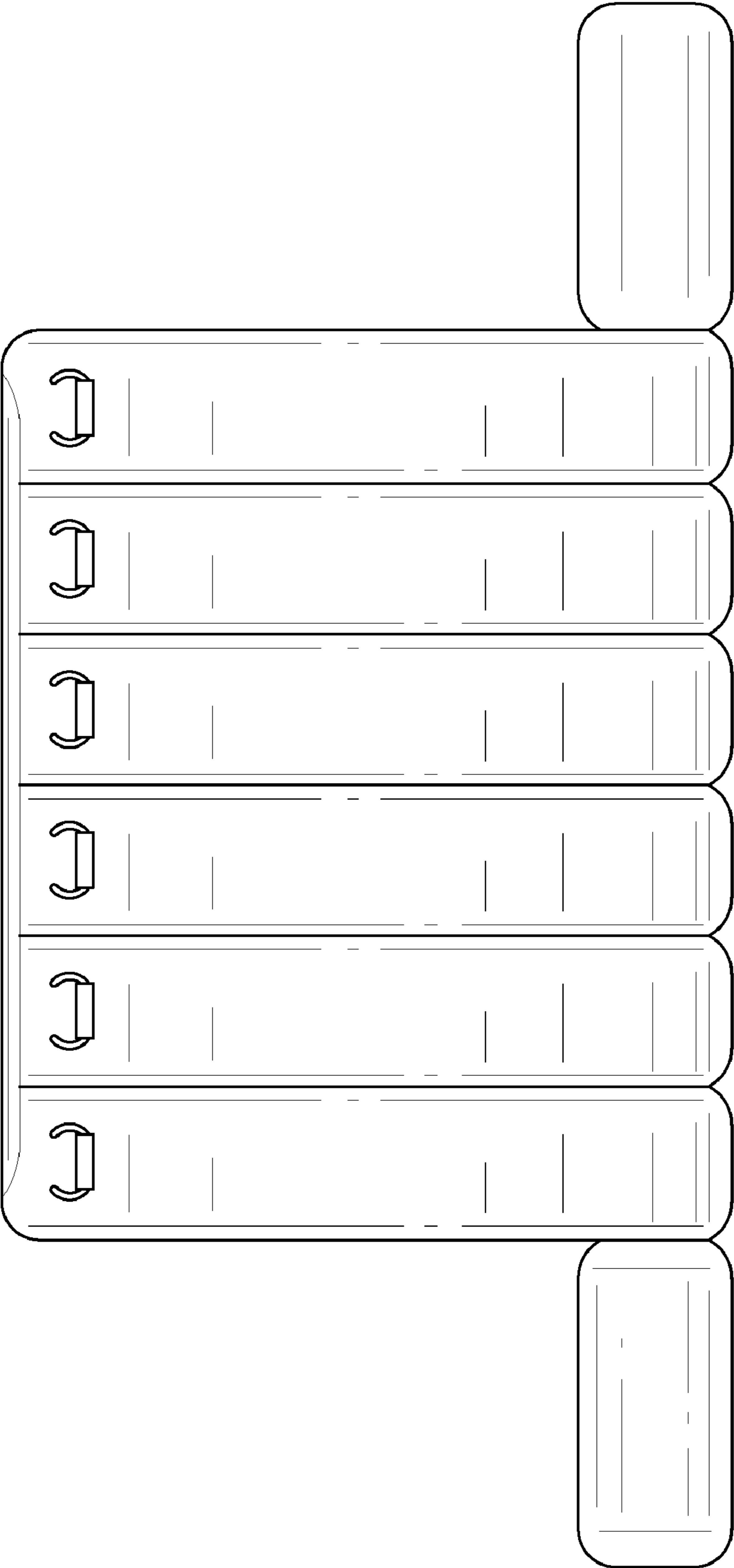


FIG. 3




FIG. 4

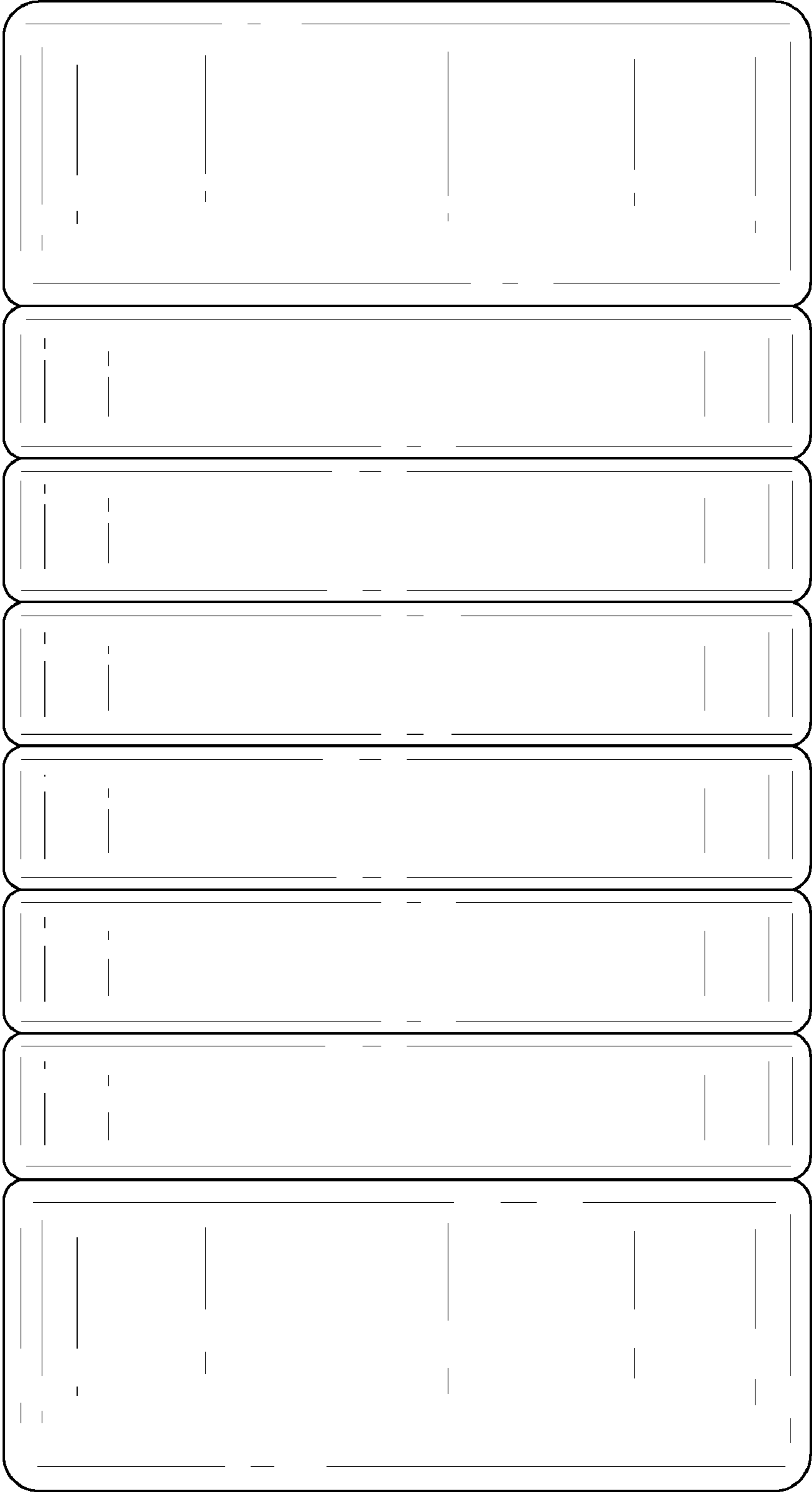


FIG. 5