



US00D596254S

(12) **United States Design Patent**  
**Shiga et al.**

(10) **Patent No.:** **US D596,254 S**

(45) **Date of Patent:** **\*\* Jul. 14, 2009**

(54) **GOLF CLUB SHAFT**

(75) Inventors: **Kouji Shiga**, Toyohashi (JP); **Tetsuya Atsumi**, Toyohashi (JP); **Takashi Kaneko**, Toyohashi (JP); **Tsutomu Ibuki**, Toyohashi (JP)

(73) Assignee: **MRC Composite Product Co., Ltd.** (JP)

(\*\*) Term: **14 Years**

(21) Appl. No.: **29/304,911**

(22) Filed: **Mar. 10, 2008**

(30) **Foreign Application Priority Data**

Sep. 10, 2007 (JP) ..... 2007-024597

(51) **LOC (9) Cl.** ..... **21-02**

(52) **U.S. Cl.** ..... **D21/757**

(58) **Field of Classification Search** ..... D21/756-757;  
473/316-323

See application file for complete search history.

(56) **References Cited**

**U.S. PATENT DOCUMENTS**

3,351,346	A	*	11/1967	Strahan	.....	473/256
D282,479	S	*	2/1986	Lombardi	.....	D21/741
D290,150	S	*	6/1987	Stewart	.....	D21/759
D321,233	S	*	10/1991	Fenton	.....	D21/756
D356,616	S	*	3/1995	Jacques	.....	D21/756
D378,771	S	*	4/1997	Antonious	.....	D21/757
D385,934	S	*	11/1997	You	.....	D21/757
D417,895	S	*	12/1999	Kim et al.	.....	D21/756

D438,585	S	*	3/2001	Pelot	.....	D21/753
D441,043	S	*	4/2001	Barnette	.....	D21/789
D537,498	S	*	2/2007	Brookshire-Herron	.....	D21/757
D579,068	S	*	10/2008	Souders et al.	.....	D21/753

**OTHER PUBLICATIONS**

Japanese Gazette, Japanese Design Registration No. 1126857, published Nov. 19, 2001.

Japanese Gazette, Japanese Design Registration No. 1126858, published Nov. 19, 2001.

Japanese Gazette, Japanese Design Registration No. 1126666, published Nov. 19, 2001.

\* cited by examiner

*Primary Examiner*—Mitchell I Siegel

(74) *Attorney, Agent, or Firm*—SAIDMAN DesignLaw Group

(57) **CLAIM**

The ornamental design for a golf club shaft, as shown and described.

**DESCRIPTION**

FIG. 1 is a front view of a golf club shaft showing our new design;


FIG. 2 is a rear view thereof;


FIG. 3 is a top plan view thereof; and,

FIG. 4 is a bottom plan view thereof.


The broken lines are environmental only and form no part of the claimed design. The ends of the shaft indicate indeterminate length.

**1 Claim, 2 Drawing Sheets**







**Fig. 1**



**Fig. 2**



**Fig. 3**



**Fig. 4**