

US00D596236S

(12) **United States Design Patent**
Hackes

(10) **Patent No.:** **US D596,236 S**
(45) **Date of Patent:** **** Jul. 14, 2009**

(54) **TEAM INSTRUCTIONAL BULLETIN BOARD**

DESCRIPTION

(75) Inventor: **Daniel J. Hackes**, Wayne, NJ (US)

(73) Assignee: **Sports Edge, LLC**, Wayne, NJ (US)

(**) Term: **14 Years**

(21) Appl. No.: **29/267,425**

(22) Filed: **Oct. 13, 2006**

(51) **LOC (9) Cl.** **19-07**

(52) **U.S. Cl.** **D19/64; D10/46.1; D21/356**

(58) **Field of Classification Search** **D19/59-64;**
D10/46, 46.1; D21/314-315, 324, 333, 339,
D21/355-356, 606, 780-781, 788-789; 116/173-175,
116/222-225; 273/236, 285, 277, 123 R,
273/126 R, 108.3-108.33, 259; 434/347,
434/416, 128, 247, 365; D20/42; D6/552,
D6/303

See application file for complete search history.

(56) **References Cited**

U.S. PATENT DOCUMENTS

402,700 A 5/1889 Van Zile

(Continued)

OTHER PUBLICATIONS

The Coaching Store. Baseball/Softball Magnetic Clipboard. Thecoachingstore.com—The Shop (On-line catalogue). <http://www.thecoachingstore.com/shop/details.htm?id=192>. Visited Jul. 25, 2006.

(Continued)

Primary Examiner—Robert A. Delehanty

Assistant Examiner—Mark Cavanna

(74) *Attorney, Agent, or Firm*—Siegmar Silber

(57) **CLAIM**

The ornamental design for team instructional bulletin board, as shown and described.

FIG. 1 is a top plan view of a team instructional bulletin board of the present design, shown in the closed position;

FIG. 2 is a front elevational view of FIG. 1 in which view the dotted line represents a closure device;

FIG. 3 is a right side elevational view of FIG. 1, the left side elevational view not being shown as this view is the mirror image of the right side elevational view of FIG. 1;

FIG. 4 is a rear elevational view of FIG. 1;

FIG. 5 is a bottom plan view of FIG. 1;

FIG. 6 is a front elevational view of FIG. 1 shown in an open position and ready for use displaying a field and a bat;

FIG. 7 is a bottom plan view of FIG. 6;

FIG. 8 is a top plan view of FIG. 6;

FIG. 9 is a right side elevational view of FIG. 6, the left side elevational view not being shown as this view is the mirror image of the right side elevational view of FIG. 6;

FIG. 10 is a front elevational view of FIG. 1, similar to FIG. 6, but shown as in use with fielding pieces and batting pieces in place;

FIG. 11 is a top plan view of a batting piece shown in FIG. 10;

FIG. 12 is a side elevational view of FIG. 11;

FIG. 13 is a bottom plan view of FIG. 11;

FIG. 14 is a top plan view of a fielding piece shown in FIG. 10;

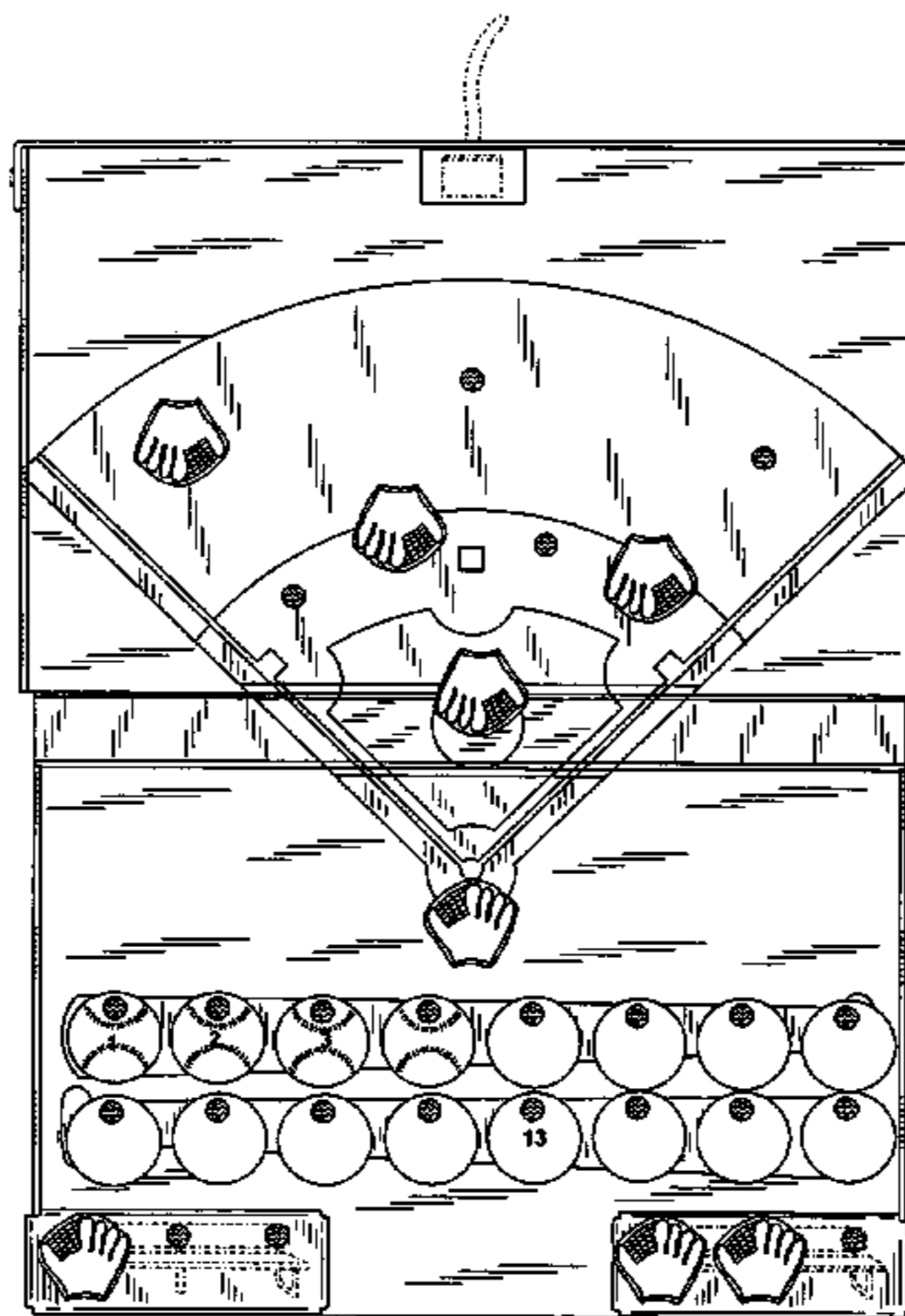
FIG. 15 is a side elevational view of FIG. 14;

FIG. 16 is a bottom plan view of FIG. 14; and,

FIG. 17 is a cross sectional view taken along line 17—17 of FIG. 6.

The broken line showing of baseball graphic on FIG. 1, the latch and pivot throughout, and the play piece storage area is included for the purpose of illustrating portion of the article and forms no part of the claimed design.

1 Claim, 6 Drawing Sheets



US D596,236 S

Page 2

U.S. PATENT DOCUMENTS

1,042,142 A 10/1912 Pohlig
2,145,664 A 1/1939 Ristow
2,355,905 A 8/1944 Buxbaum
2,717,156 A * 9/1955 Nelson 434/347
2,918,730 A 12/1959 Schrade
D221,142 S * 7/1971 Posnick D21/356
D253,900 S * 1/1980 Arvonen D21/356
D292,969 S * 12/1987 Love D10/46.1
D322,291 S * 12/1991 Szathmary et al. D21/356
D338,500 S * 8/1993 Driller D21/339
D370,698 S * 6/1996 Messersmith D20/42
5,664,780 A 9/1997 Bricker
5,827,072 A * 10/1998 Neuffer et al. 434/416

D416,137 S * 11/1999 Messersmith D6/552
D418,310 S * 1/2000 Messersmith D6/303
D525,662 S * 7/2006 Quinn D21/315
D574,268 S * 8/2008 Cowen et al. D10/46.1
D585,773 S * 2/2009 Cowen et al. D10/46.1

OTHER PUBLICATIONS

Hit! Run! Score! Discount Sporting Goods. Wilson Dugout Coaches Training Dry Erase Board (Wilson A6767). Online catalogue. <http://www.hitrunscore.com/a6767-wilson-coaches-boards.html> . 2006.

* cited by examiner

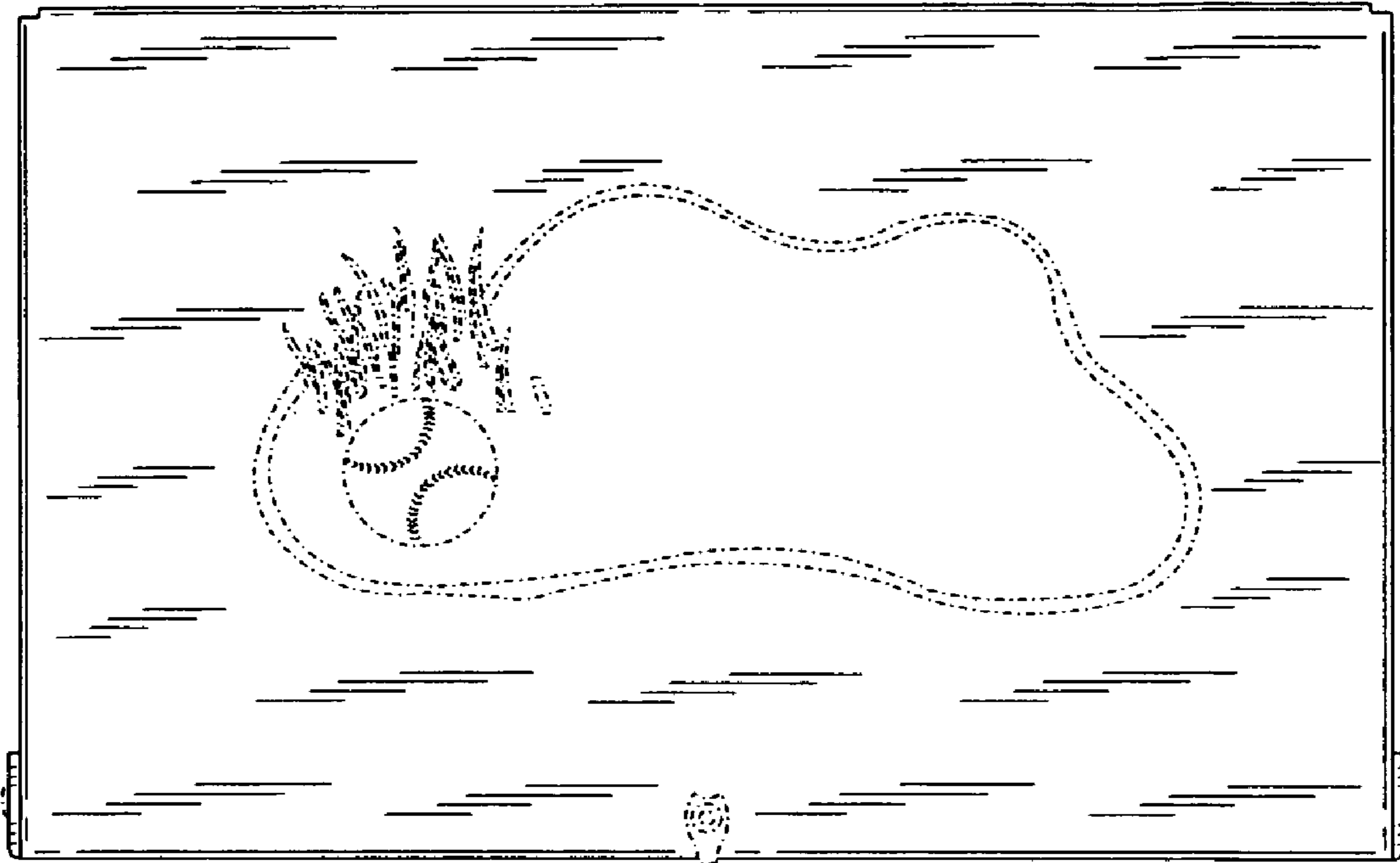


FIG. 1

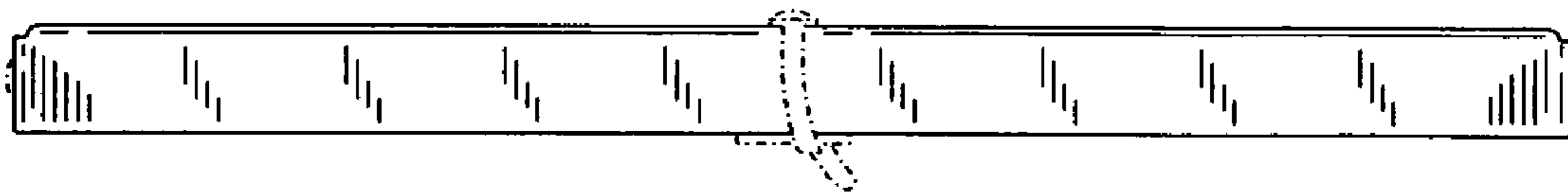


FIG. 2

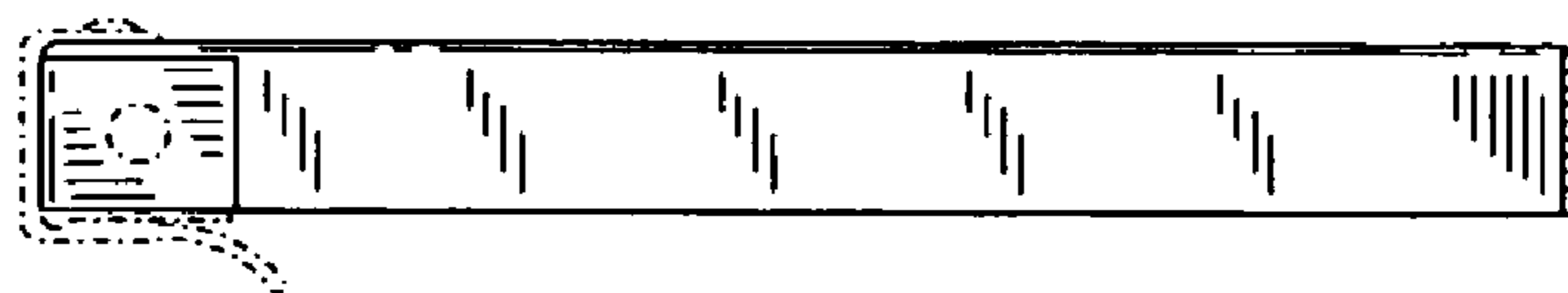


FIG. 3



FIG. 4

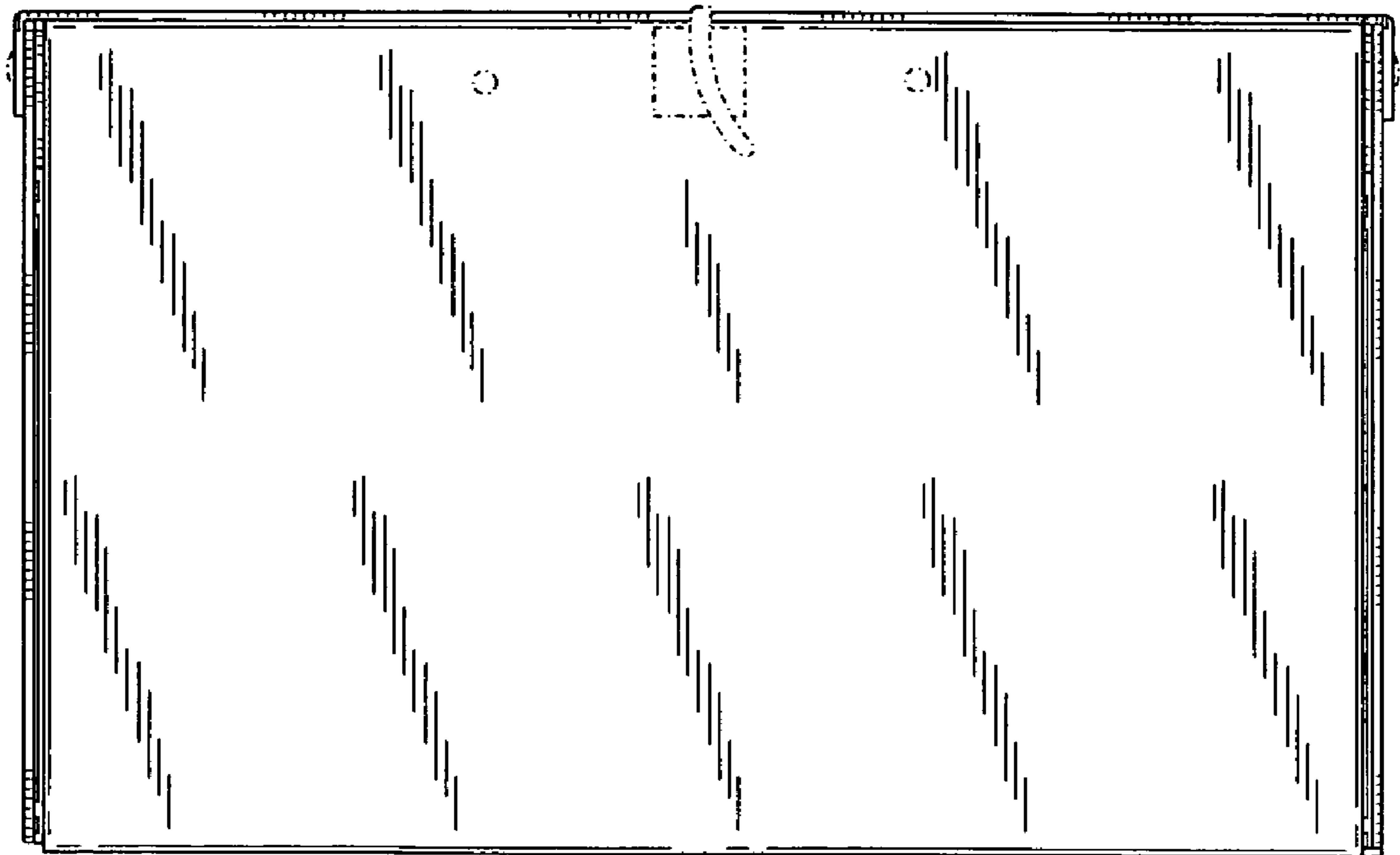


FIG. 5

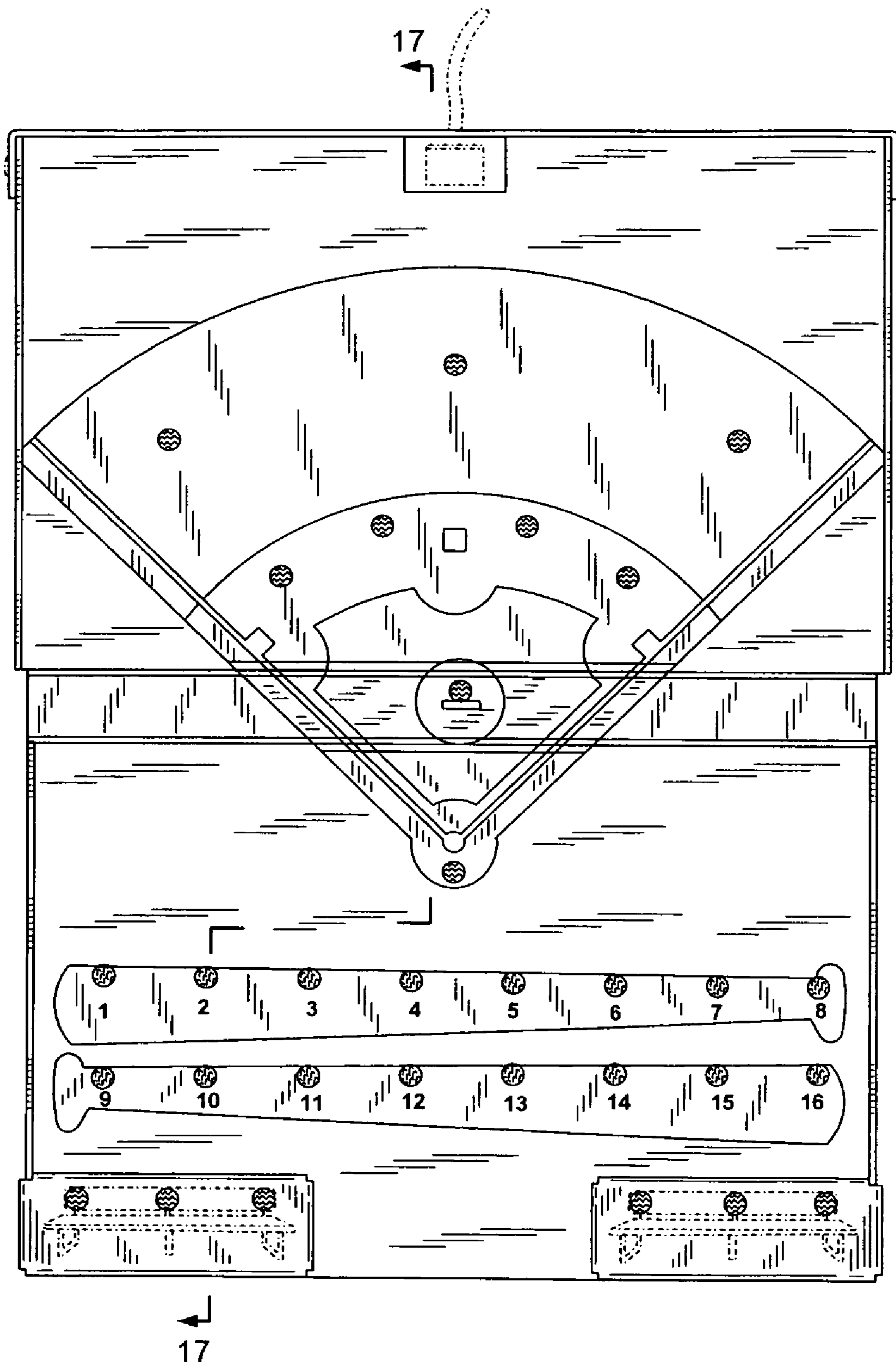


FIG. 6



FIG. 7



FIG. 8



FIG. 9

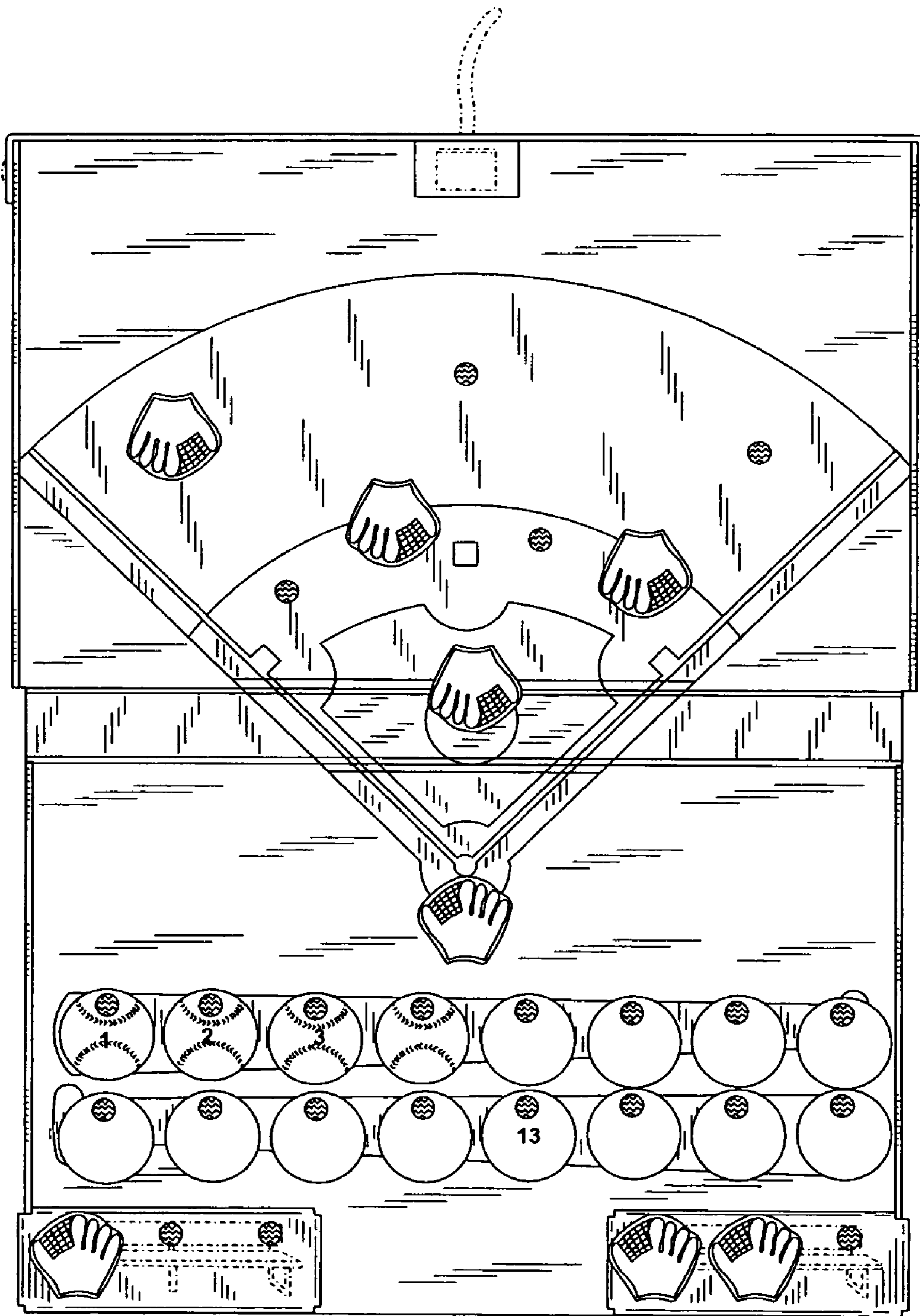


FIG. 10

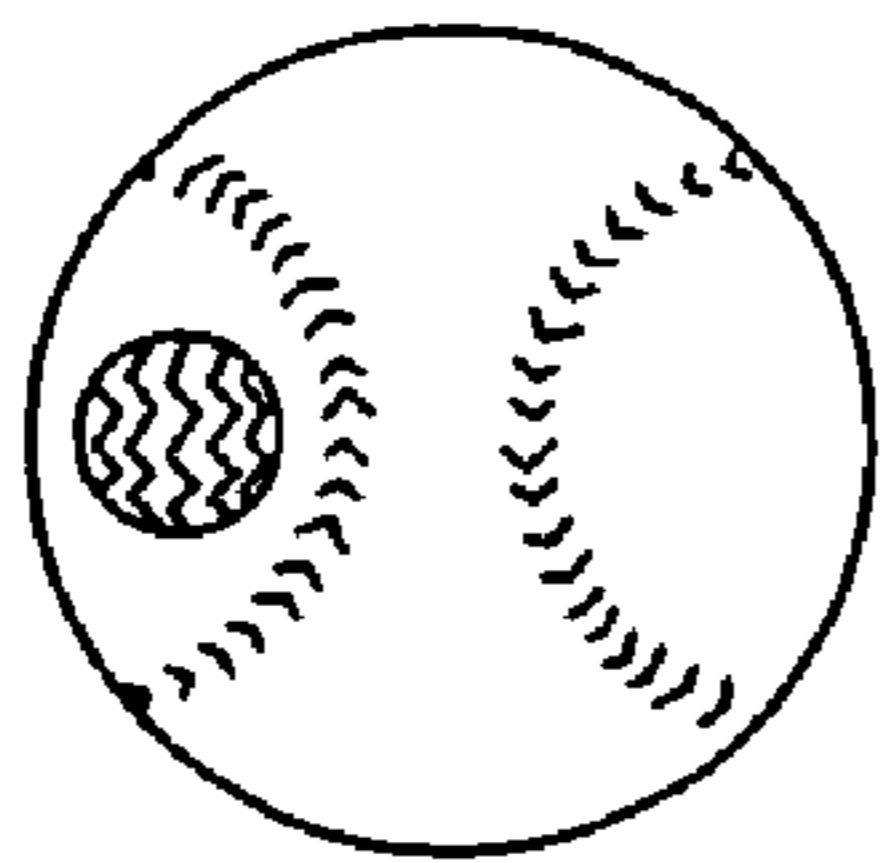


FIG. 11



FIG. 12

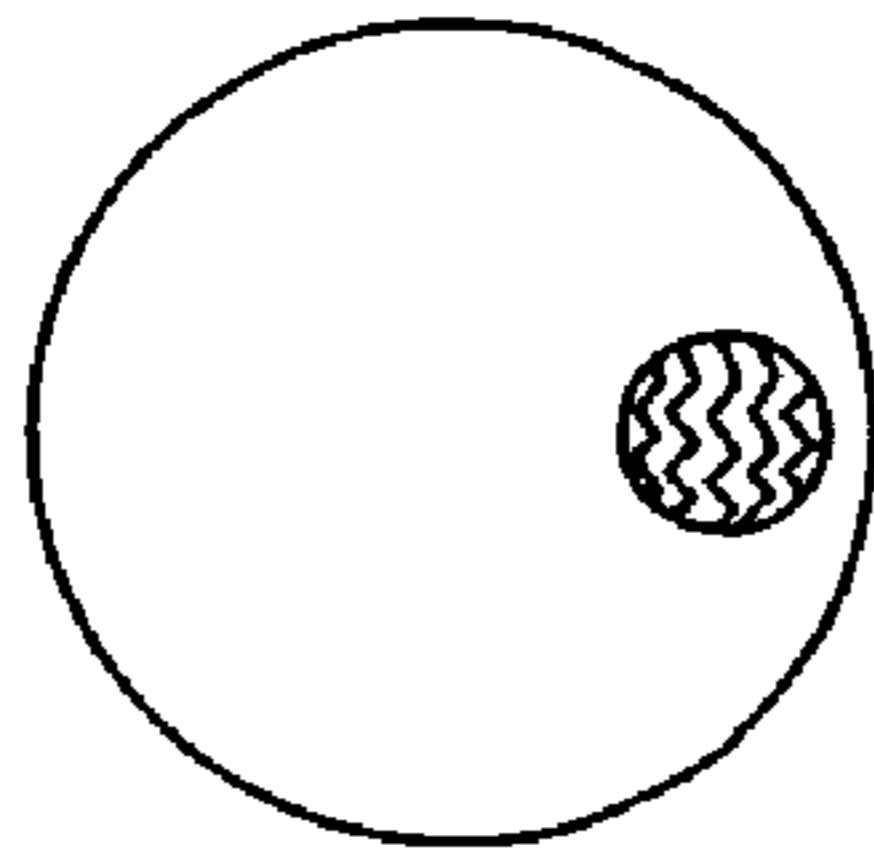


FIG. 13




FIG. 14



FIG. 15

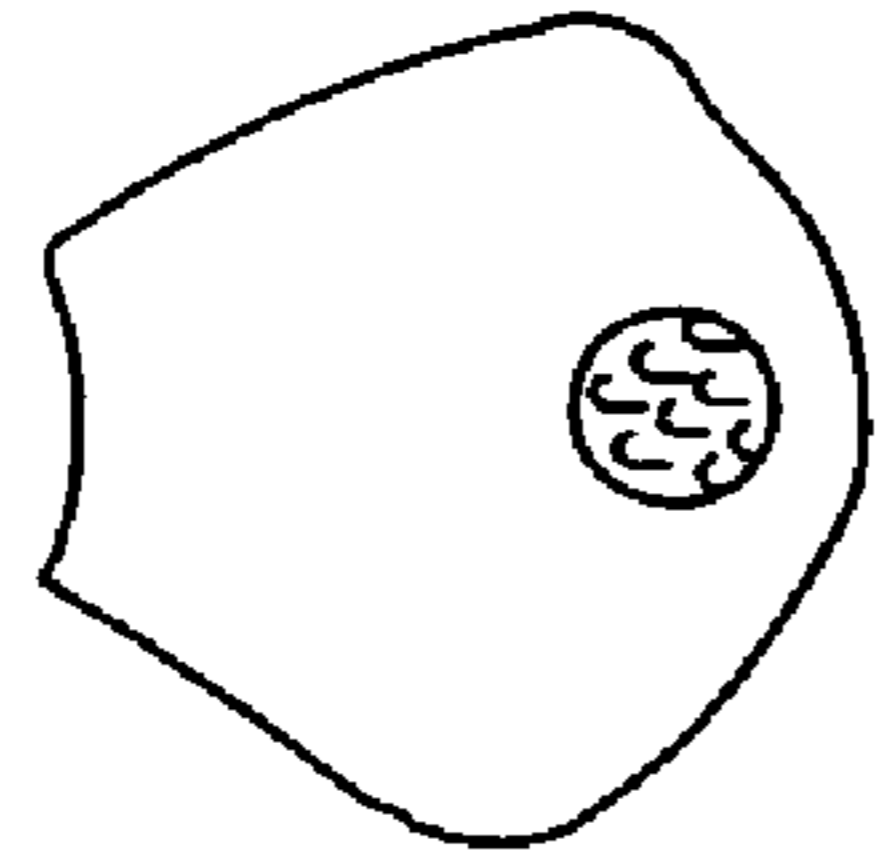


FIG. 16

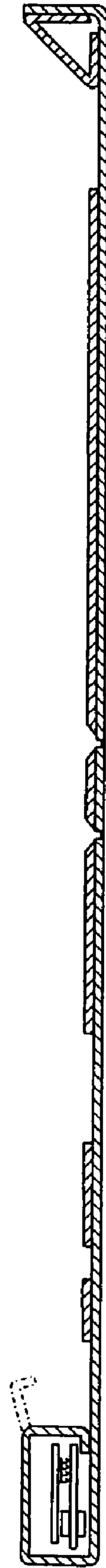


FIG. 17